KENWOOD

STEREO CASSETTE DECK

KX-77C

SPECIFICATIONS (KX-55C/77C)

Type	Front Loading Stereo Cassette Deck with Dolby B C NR System
Track System	4-Track, 2-Channel Stereo/Mono, Recording/Playback
Recording System	AC Bias System (Bias Frequency: 105 kHz)
Erasing System	AC System
Tape Speed	4.76 cm/sec (1-7/8 ips)
Heads	Record and Playback Head × 1 (Amorphous Alloy) Erase Head × 1 (Double Gap Ferrite)
Motor	Electronically Controlled DC Single Motor
Fast Winding Time	Approx. 100 seconds with C-60 tape
Frequency Response:	
Normal Tape	20 Hz to 16,000 Hz (30 Hz to 15,000 Hz, ± 3 dB)
CrO_2 Tape	20 Hz to 17,000 Hz (30 Hz to 16,000 Hz, ± 3 dB)
Metal Tape	20 Hz to 17,000 Hz (30 Hz to 16,000 Hz, ± 3 dB)
Signal-to-Noise Ratio:	
Dolby C NR ON	72 dB (Metal Tape)
Dolby B NR ON	65 dB (Metal Tape)
Dolby NR OFF	57 dB (Metal Tape)
Harmonic Distortion	Less than 1.0% (at 1 kHz, 0 VU with Metal Tape)
Wow and Flutter	0.04% (W.R.M.S.)
Input Sensitivity/Impedance:	
LINE × 2	77.5 mV/50 kohms (KX-77C) 49 mV/50 kohms (KX-55C)
Microphones × 2	2.5 mV/3.3 kohms
Output Level/Load Impedance:	
LINE × 2	270 mV/100 kohms
Headphones × 1	35 mV/8 ohms
Built-in Features	Direct Program Search System by Micro-Computer Dolby B C Noise Reduction System Three Position Tape Selectors (Normal/CrO_2/Metal) Peak Level Meters Full-Auto Shut Off Mechanism in All Modes REC/REC PAUSE Indicator (KX-77C only) DPSS Indicators (◁◁, ▷▷, ▷) (KX-77C only) DPSS OPERATION indicator (▭) (KX-55C only) Timer Stand by Mechanism Two Microphone Jacks, Headphone Jack
Power Requirements	AC 120V, 60 Hz: U.S.A. and Canada Models AC 120V/220-240V (Switchable), 50/60 Hz: Other Countries
Power Consumption	18 watts
Dimensions	KX-77C W: 440 mm (17-5/16") H: 120 mm (4-23/32") D: 275 mm (10-13/16") KX-55C W: 440 mm (17-5/16") H: 120 mm (4-23/32") D: 235 mm (9-4/16")
Weight	KX-77C: 4.7 kg (10.3 lb), KX-55C: 4.2 kg (9.2 lb)
Supplied Accessories	Audio Connection Cable × 2 Head Cleaning Set × 1
Reference Tapes	Normal: KENWOOD ND-60 CrO_2: KENWOOD CD-60 Metal: KENWOOD MD-60

Kenwood follows a policy of continuous advancements in development. For this reason specifications may be changed without notice.
DOLBY and the double-D symbol are trademarks of Dolby Laboratories Licensing Corporation.
Noise reduction circuit made under license from Dolby Laboratories Licensing Corporation.

Kenwood poursuit une politique de progrès constants en ce qui concerne le développement. Pour cette raison, les spécifications sont sujettes à modifications sans préavis.
La marque DOLBY et le double "D" sont des marques déposées des Dolby Laboratories.
Le système de réduction du bruit de fond est fabriqué sous license des Dolby Laboratories.

Kenwood strebt ständige Verbesserungen in der Entwicklung an. Daher bleiben Änderungen der technischen Daten jederzeit vorbehalten.
DOLBY und Doppel-D-Symbol sind eingetragene Warenzeichen der Dolby Laboratories. Dolby-Rauschunterdrückung mit Lizenz der Dolby Laboratories gefertigt.

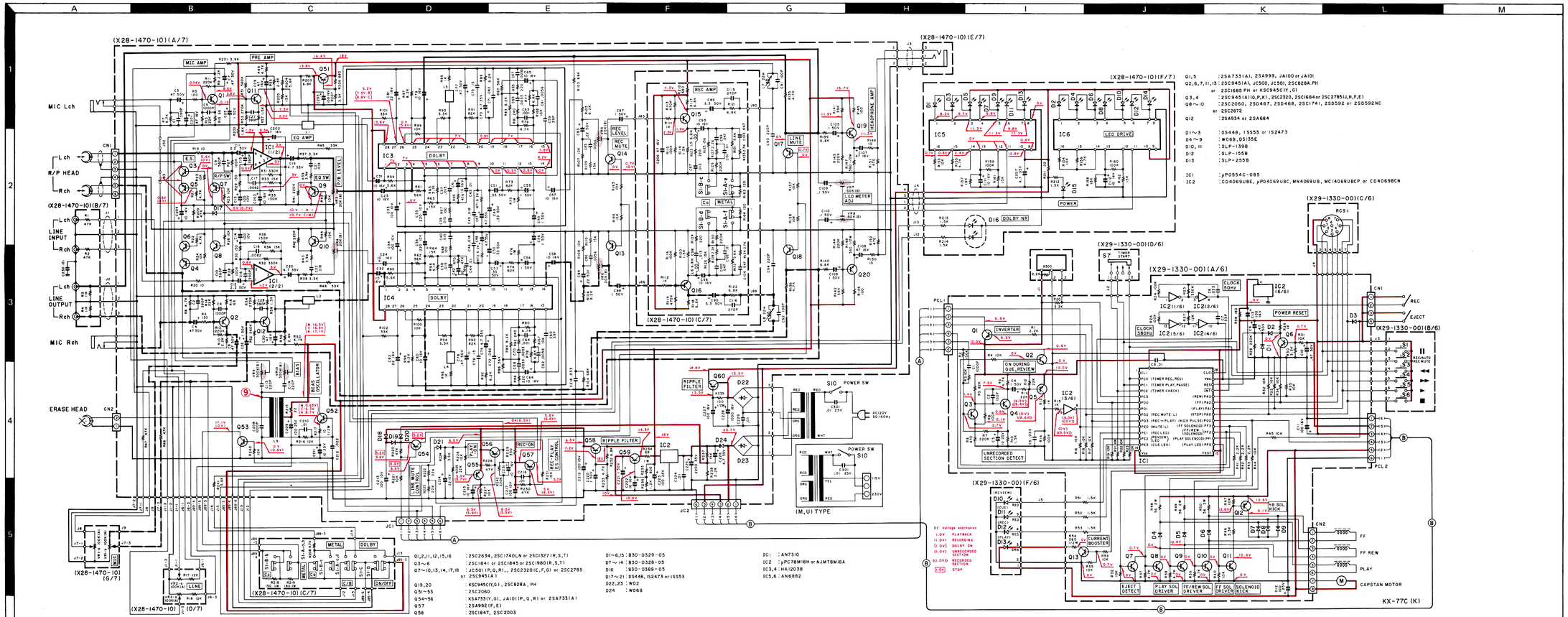

Q1,5 : 2SA733(A), 2SA999, JA100 or JA101
Q2,6,7,11,13 : 2SC945(A), JC500, JC501, 2SC828A,PH or 2SC1685 PH or KSC945C(Y, O)
Q3,4 : 2SC945(A10,P,K), 2SC2320, 2SC1684 or 2SC2785(J,H,F,E)
Q8~10 : 2SC2060, 2SD467, 2SD468, 2SC1741, 2SD592 or 2SD592NC or 2SC2872
Q12 : 2SA934 or 2SA684
D1~3 : DS448, IS553 or IS2473
D4~9 : WO68, DS135E
D10, 11 : SLP-139B
D12 : SLP-155B
D13 : SLP-255B
IC1 : μPD554C-085
IC2 : CD4069UBE, μPD4069UBC, MN4069UB, MC14069UBCP or CD4069BCN

DC Voltage explanation
1.0V PLAYBACK
(1.0V) RECORDING
(1.0V) DOLBY ON
(1.0V) UNRECORDED SECTION
(0.0V) RECORDED SECTION
0.0V STOP

Q1,2,11,12,15,16 : 2SC2634, 2SC1740LN or 2SC1327(R,S,T)
Q3~6 : 2SC1841 or 2SC1845 or 2SC1980(R,S,T)
Q7~10,13,14,17,18 : JC501(P,Q,R1,, 2SC2320(E,F,G) or 2SC2785 or 2SC945(A)
Q19,20 : KSC945C(Y,G), 2SC828A, PH
Q51~53 : 2SC2060
Q54~56 : KSA733(Y,O), JA101(P,Q,R) or 2SA733(A)
Q57 : 2SA992(F,E)
Q58 : 2SC1847, 2SC2003
Q59 : 2SC2060 or 2SC2872
Q60 : 2SD330

D1~6,15 : B30-0329-05
D7~14 : B30-0328-05
D16 : B30-0389-05
D17~21 : DS448, IS2473 or IS553
D22,23 : WO2
D24 : WO68

IC1 : AN7310
IC2 : μPC78M18H or NJM78M18A
IC3,4 : HA12038
IC5,6 : AN6882

① Base of Q3
0.5V/div, 0.2 ms/div

② Collector of Q3
1V/div, 0.2 ms/div

③ Collector of Q4
5V/div, 0.2 ms/div

④ Junction of C4 and R11
5V/div, 0.2 ms/div

⑤ Base of Q5
0.5V/div, 0.2 ms/div

⑥ Collector of Q5
5V/div, 0.2 ms/div

⑦ IC1-28
5V/div, 2 μs/div

⑧ IC1-25
5V/div, 0.02 μs/div

⑨ TAPE SELECTOR: NORMAL
20V/div, 10 μs/div

⑨ TAPE SELECTOR: CrO_2
20V/div, 10 μs/div

⑨ TAPE SELECTOR: METAL
20V/div, 10 μs/div



2SA684
2SA733(A)
2SA934
2SA992
2SA999
2SC828APH

2SC945(A)
2SC1327
2SC1684
2SC1685PH
2SC1847
2SC1740LN

2SC1841
2SC1845
2SC1980
2SC2003
2SC2060
2SC2320
2SC2634

2SC2872
2SD592NC
JA100
JA101
JC500
JC501

KSA733
KSC945C

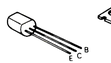

2SD330

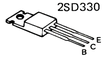

2SC2785

μPC78M18H
NJM78M18A

AN7310

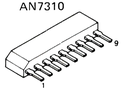

CD4069UBE
MN4069UB
MC14069UBCP

μPD4069C

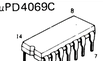

HA12038

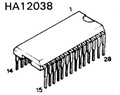

μPD554C-085

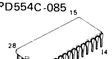

AN6882

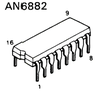

- DC voltages are measured by a VOM of 20 kΩ/V input impedance.
- Les tensions de courant continu sont measurées par un multimètre d'une impédance d'entrée de 20 kΩ/V.
- Die Gleichstrom-Spannungen werden durch ein Vielfachmeßgerät von 20 kΩ/V Eingangs-Impedanz gemessen.