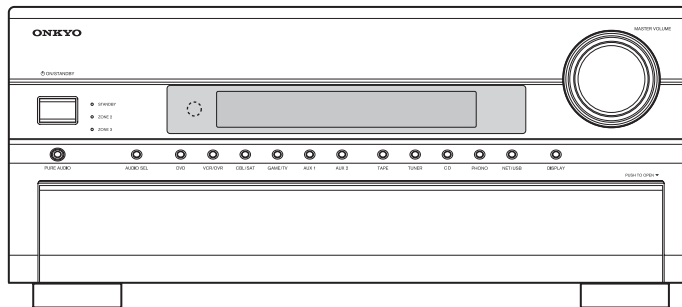


# ONKYO SERVICE MANUAL

## AV RECEIVER

### MODEL TX-NR906 MODEL TX-NA906



RC-687M

#### TX-NR906 Black, Golden and Silver models

B MDC, S MDD, G MDT	120V AC, 60Hz
B MMP, S MMP	220-240V AC, 50Hz
S MMT, G MMT	220-240V AC, 50/60Hz

#### TX-NA906 Black, Golden models

B MMR, G MMR	220-240V AC, 50/60Hz
--------------	----------------------

### SAFETY-RELATED COMPONENT WARNING!!

COMPONENTS IDENTIFIED BY MARK  $\triangle$  ON THE SCHEMATIC DIAGRAM AND IN THE PARTS LIST ARE CRITICAL FOR RISK OF FIRE AND ELECTRIC SHOCK. REPLACE THESE COMPONENTS WITH ONKYO PARTS WHOSE PART NUMBERS APPEAR AS SHOWN IN THIS MANUAL.

MAKE LEAKAGE-CURRENT OR RESISTANCE MEASUREMENTS TO DETERMINE THAT EXPOSED PARTS ARE ACCEPTABLY INSULATED FROM THE SUPPLY CIRCUIT BEFORE RETURNING THE APPLIANCE TO THE CUSTOMER.

## IC BLOCK DIAGRAMS AND TERMINAL DESCRIPTIONS -48

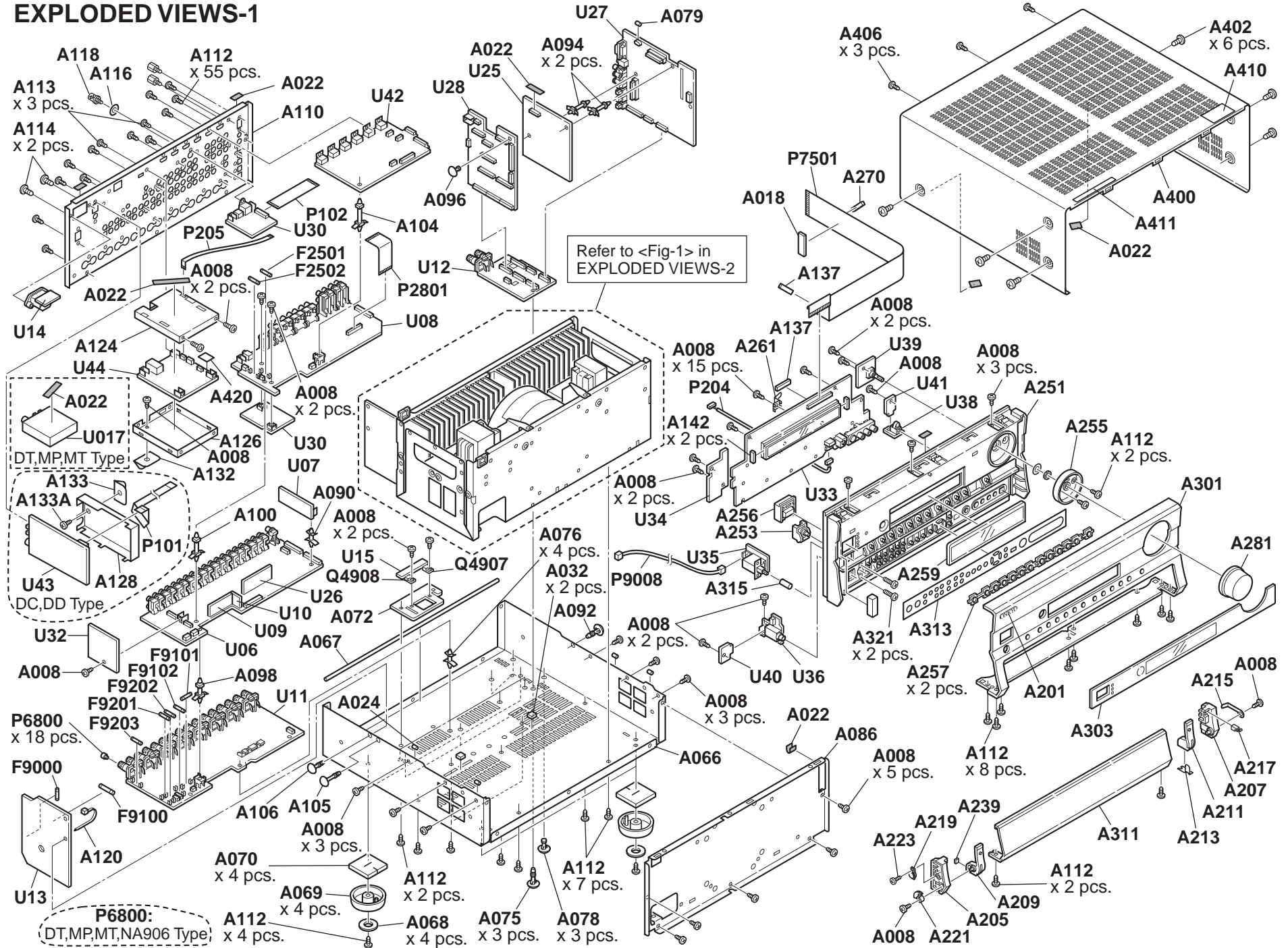
## Q8901: ADV7320 (Video Encoder with Six 12-bit DACs)

## TERMINAL DESCRIPTION

Pin No.	Mnemonic	Input/Output	Description
11, 57	DGND	G	Digital Ground.
40	AGND	G	Analog Ground.
32	CLKIN_A	I	Pixel Clock Input for HD Only (74.25 MHz), PS Only (27 MHz), and SD Only (27 MHz).
63	CLKIN_B	I	Pixel Clock Input. Requires a 27 MHz reference clock for PS mode or a 74.25 MHz (74.1758 MHz) reference clock in HDTV mode. This clock is only used in dual modes.
45, 36	COMP1, COMP2	O	Compensation Pin for DACs. Connect 0.1 $\mu$ F capacitor from COMP pin to $V_{AA}$ .
44	DAC A	O	CVBS/Green/Y/Y Analog Output.
43	DAC B	O	Chroma/Blue/U/Pb Analog Output.
42	DAC C	O	Luma/Red/V/Pr Analog Output.
39	DAC D	O	In SD Only Mode: CVBS/Green/Y Analog Output; in HD Only Mode and Simultaneous HD/SD Mode: Y/Green [HD] Analog Output.
38	DAC E	O	In SD Only Mode: Luma/Blue/U Analog Output; in HD Only Mode and Simultaneous HD/SD Mode: Pr/Red Analog Output.
37	DAC F	O	In SD Only Mode: Chroma/Red/V Analog Output; in HD Only Mode and Simultaneous HD/SD Mode: Pb/Blue [HD] Analog Output.
23	P_HSYNC	I	Video Horizontal Sync Control Signal for HD in Simultaneous SD/HD Mode and HD Only Mode.
24	P_VSYNC	I	Video Vertical Sync Control Signal for HD in Simultaneous SD/HD Mode and HD Only Mode.
25	P_BLANK	I	Video Blanking Control Signal for HD in Simultaneous SD/HD Mode and HD Only Mode.
48	S_BLANK	I/O	Video Blanking Control Signal for SD Only.
49	S_VSYNC	I/O	Video Vertical Sync Control Signal for SD Only.
50	S_HSYNC	I/O	Video Horizontal Sync Control Signal for SD Only.
13, 12, 9 to 2	Y9 to Y0	I	SD or PS/HDTV Input Port for Y Data. Input port for interleaved progressive scan data. The LSB is set up on Pin Y0. For 8-bit data input, LSB is set up on Pin Y2.
30 to 26, 18 to 14	C9 to C0	I	PS/HDTV Input Port 4:4:4 Input Mode. This port is used for the Cb[Blue/U] data. The LSB is set up on Pin C0. For 8-bit data input, LSB is set up on Pin C2.

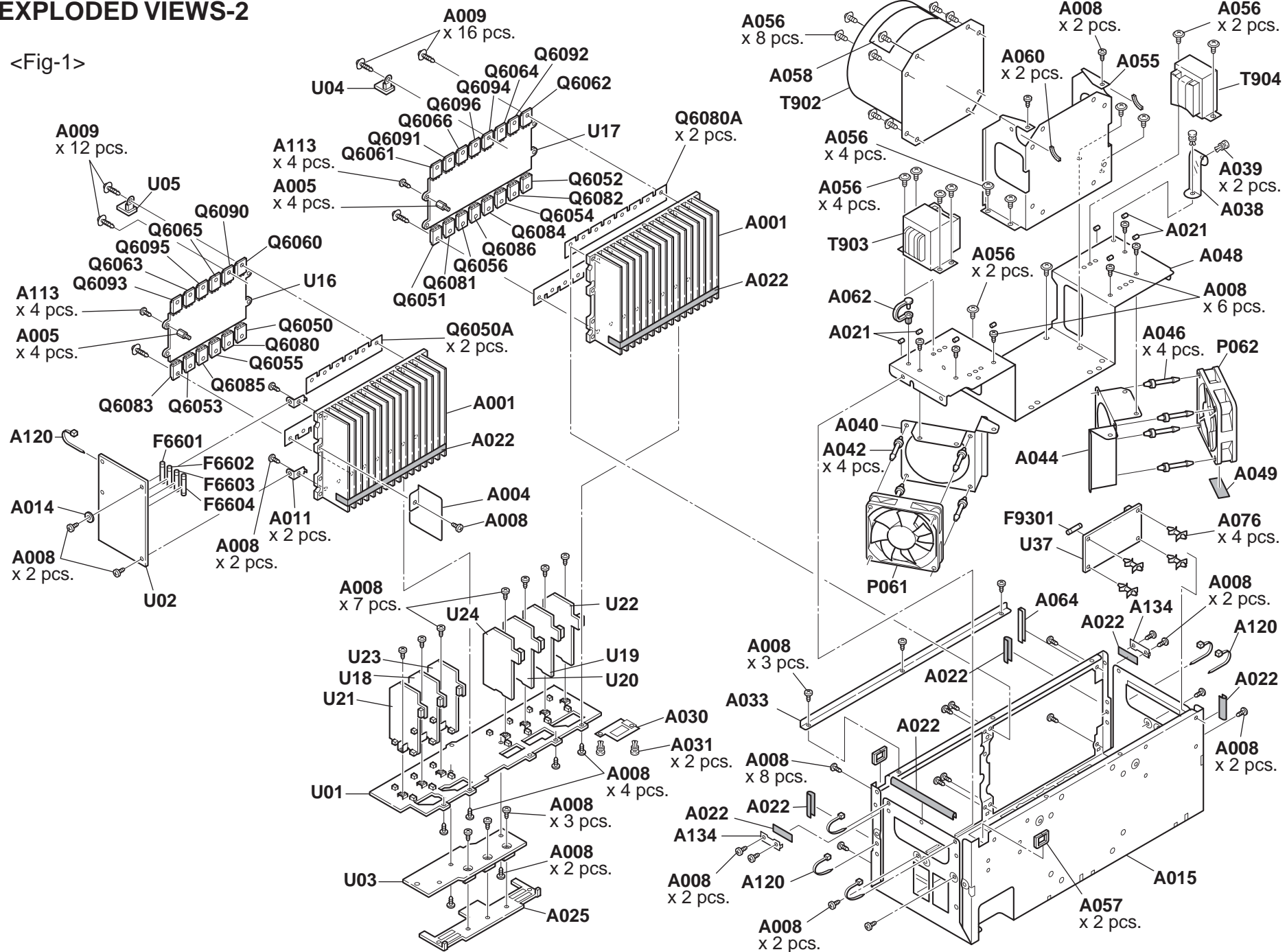
Pin No.	Mnemonic	Input/Output	Description
62 to 58, 55 to 51	S9 to S0	I	SD or PS/HDTV Input Port for Cr[Red/V] Data in 4:4:4 Input Mode. LSB is set up on Pin S0. For 8-bit data input, LSB is set up on Pin S2.
33	RESET	I	This input resets the on-chip timing generator and sets the ADV7320/ADV7321 into default register setting. RESET is an active low signal.
47, 35	RSET1, RSET2	I	A 3040 $\Omega$ resistor must be connected from this pin to AGND and is used to control the amplitudes of the DAC outputs.
22	SCLK	I	I <sup>2</sup> C Port Serial Interface Clock Input.
21	SDA	I/O	I <sup>2</sup> C Port Serial Data Input/Output.
20	ALSBI	I	TTL Address Input. This signal sets up the LSB of the I <sup>2</sup> C address. When this pin is tied low, the I <sup>2</sup> C filter is activated, which reduces noise on the I <sup>2</sup> C interface.
1	V <sub>DD_IO</sub>	P	Power Supply for Digital Inputs and Outputs.
10, 56	V <sub>DD</sub>	P	Digital Power Supply.
41	V <sub>AA</sub>	P	Analog Power Supply.
46	V <sub>REF</sub>	I/O	Optional External Voltage Reference Input for DACs or Voltage Reference Output (1.235 V).
34	EXT_LF	I	External Loop Filter for the Internal PLL.
31	RTC_SCR_TR	I	Multifunctional Input. Real-time control (RTC) input, timing reset input, subcarrier reset input.
19	I <sup>2</sup> C	I	This input pin must be tied high (V <sub>DD_IO</sub> ) for the ADV7320/ADV7321 to interface over the I <sup>2</sup> C port.
64	GND_IO		Digital Input/Output Ground.

EXPLODED VIEWS-1

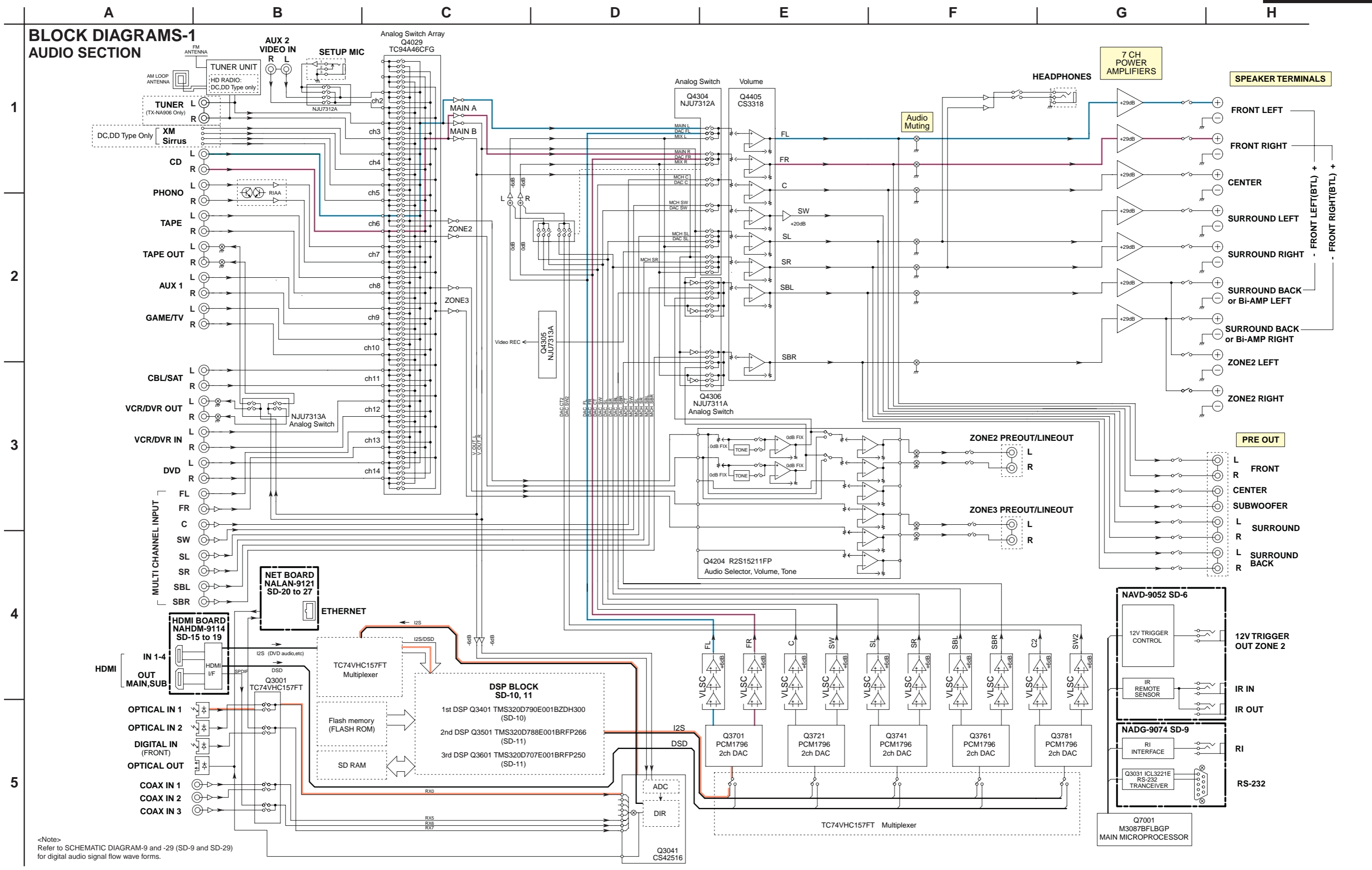


EXPLODED VIEWS-2

<Fig-1>



# BLOCK DIAGRAMS-1 AUDIO SECTION



<Note>  
Refer to SCHEMATIC DIAGRAM-9 and -29 (SD-9 and SD-29)  
for digital audio signal flow wave forms.

**BLOCK DIAGRAMS-2**  
**VIDEO SECTION**

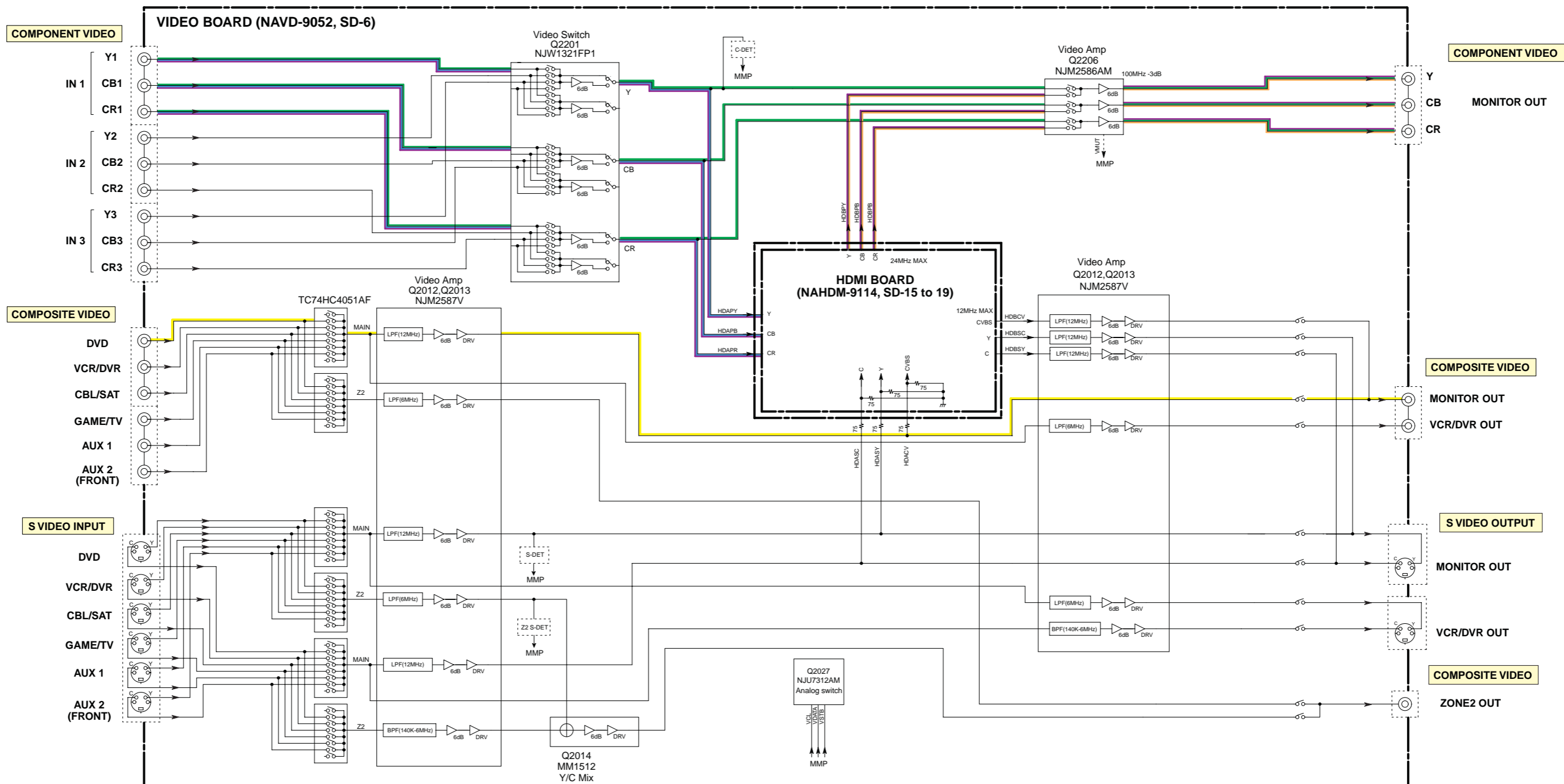
1

2

3

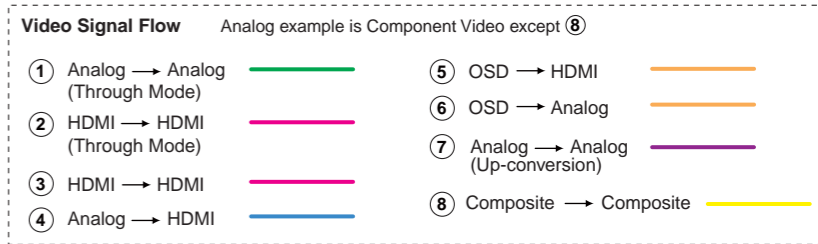
4

5



NOTE  
MMP is short for MAIN MICROPROCESSOR.

<Note>  
Refer to SCHEMATIC DIAGRAM-6, -17, -18 and -29 (SD-6, SD-17, SD-18 and SD-29)  
for video and HDMI signal waveforms.





**BLOCK DIAGRAMS-4  
NETWORK SECTION**

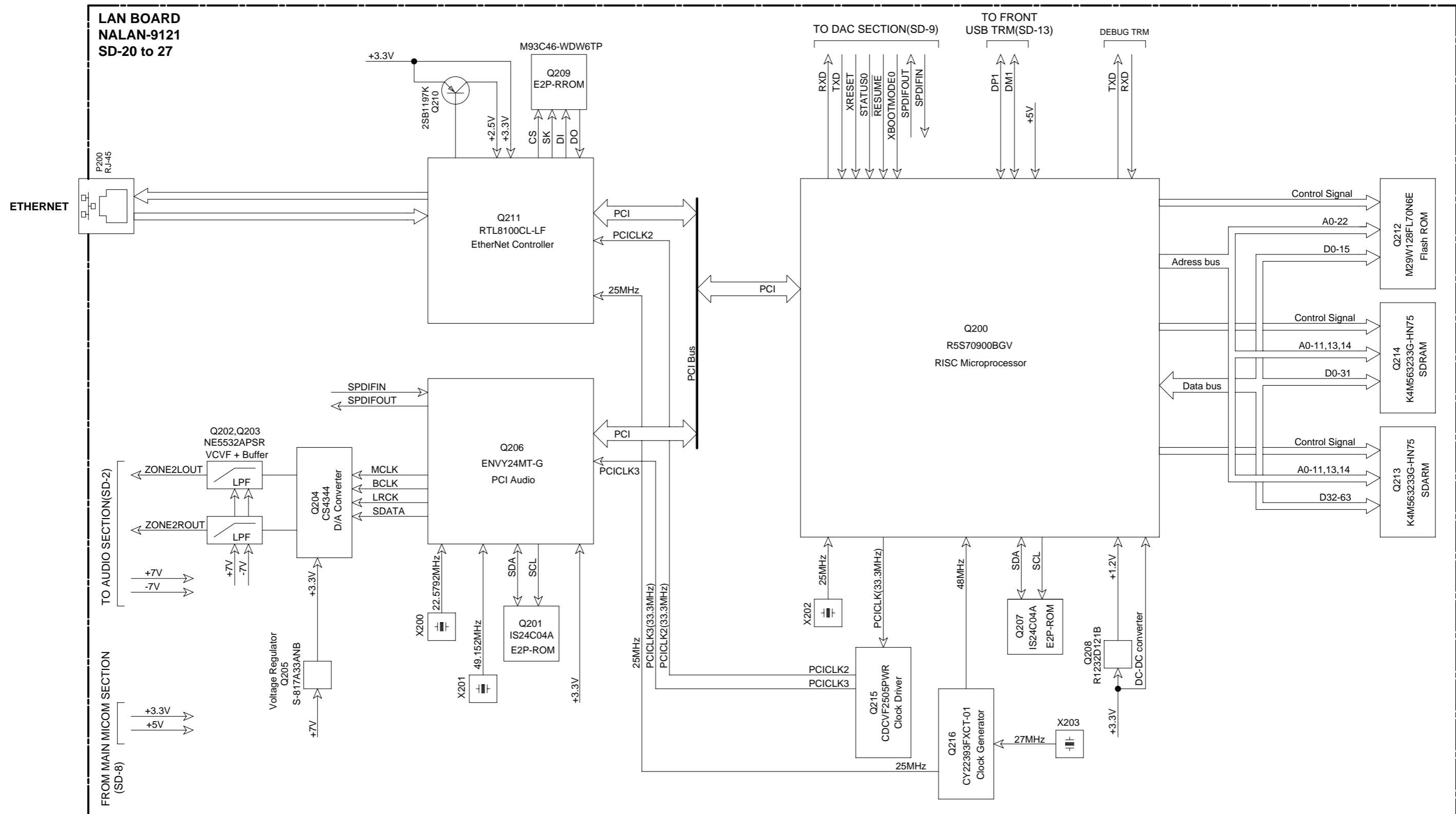
1

2

3

4

5



SCHEMATIC DIAGRAMS-1 (SD-1)  
AUDIO SECTION-1

<Note>  
SD-x:XY is short for Schematic Diagram-x and  
each socket's location, X=A to H, Y=1 to 5.

1

2

3

4

5

A

B

C

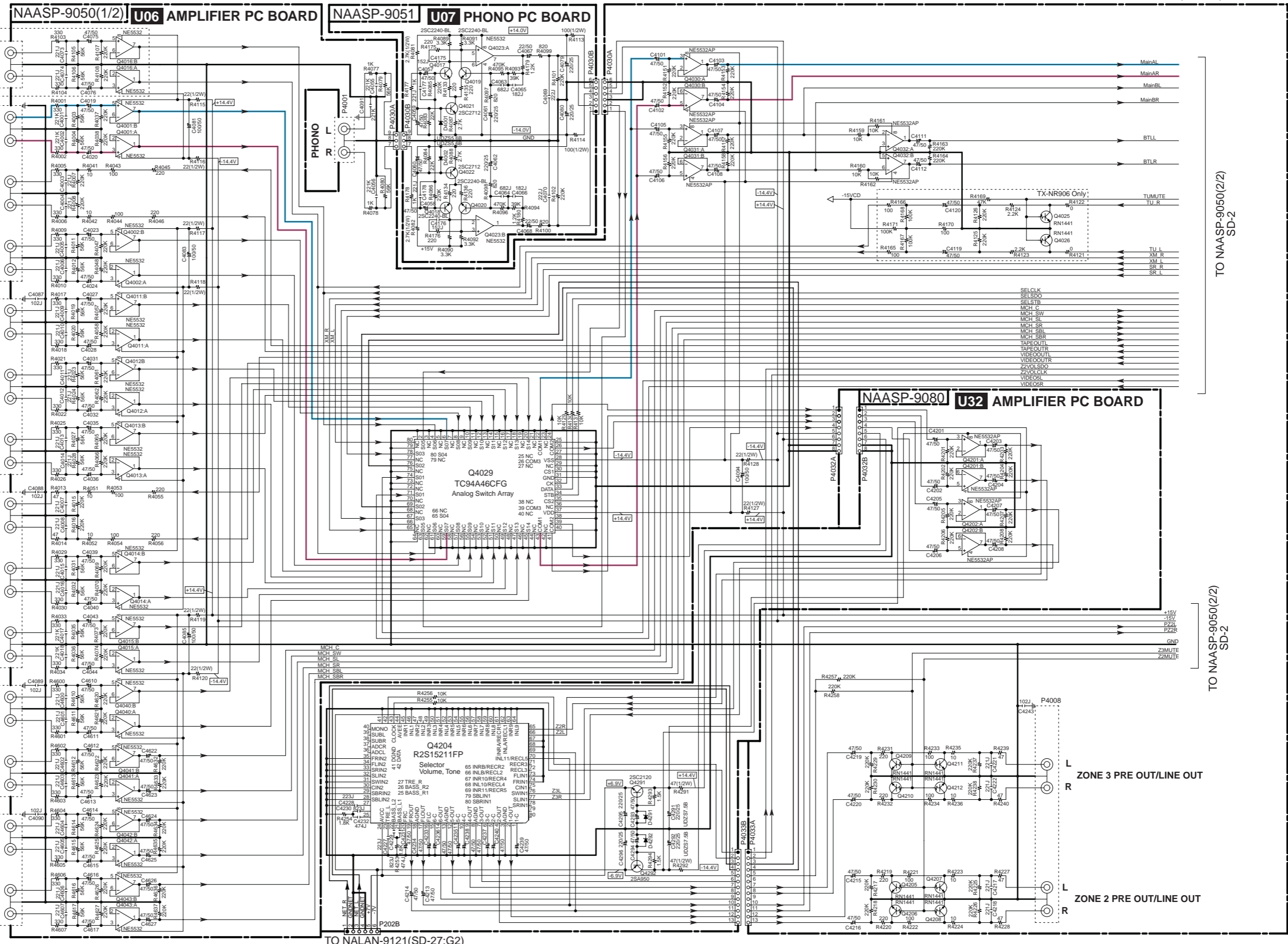
D

E

F

G

H



TO NAASP-9050(2/2)  
SD-2

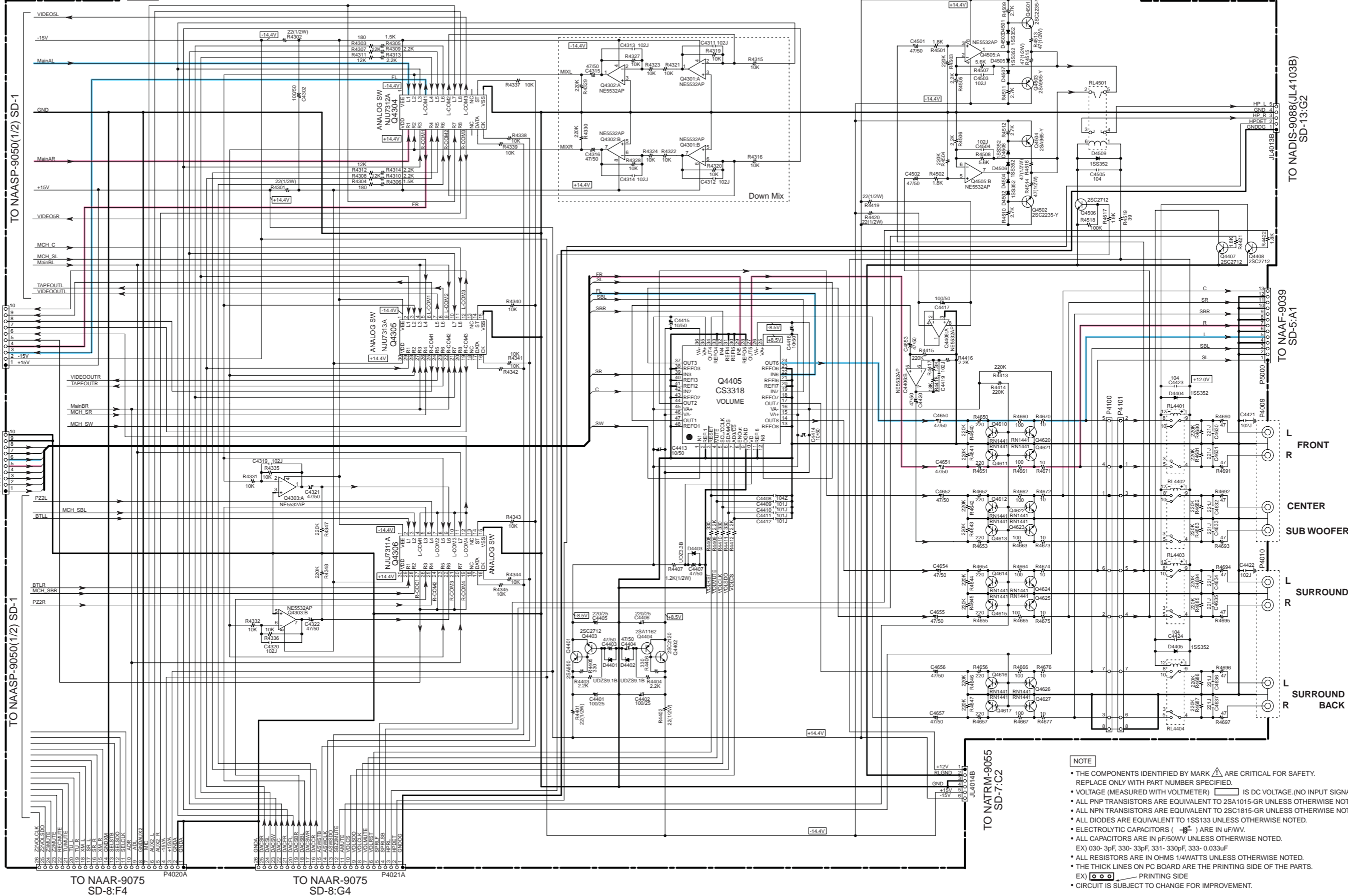
TO NAASP-9050(2/2)  
SD-2

TO NALAN-9121(SD-27:G2)

SCHEMATIC DIAGRAMS-2 (SD-2)  
AUDIO SECTION-2

<Notes>  
SD-x:XY is short for Schematic Diagram-x and  
each socket's location, X=A to H, Y=1 to 5.

NAASP-9050(2/2) U06 AMPLIFIER PC BOARD



- NOTE
- THE COMPONENTS IDENTIFIED BY MARK  $\Delta$  ARE CRITICAL FOR SAFETY. REPLACE ONLY WITH PART NUMBER SPECIFIED.
  - VOLTAGE (MEASURED WITH VOLTMETER)  $\square$  IS DC VOLTAGE. (NO INPUT SIGNAL).
  - ALL PNP TRANSISTORS ARE EQUIVALENT TO 2SA1015-GR UNLESS OTHERWISE NOTED.
  - ALL NPN TRANSISTORS ARE EQUIVALENT TO 2SC1815-GR UNLESS OTHERWISE NOTED.
  - ALL DIODES ARE EQUIVALENT TO 1SS133 UNLESS OTHERWISE NOTED.
  - ELECTROLYTIC CAPACITORS (  $\square$  ) ARE IN  $\mu$ F/VV.
  - ALL CAPACITORS ARE IN pF/50V UNLESS OTHERWISE NOTED.  
EX) 030-3pF, 330-33pF, 331-330pF, 333-0.033 $\mu$ F
  - ALL RESISTORS ARE IN OHMS 1/4WATTS UNLESS OTHERWISE NOTED.
  - THE THICK LINES ON PC BOARD ARE THE PRINTING SIDE OF THE PARTS.  
EX)  $\square$  PRINTING SIDE
  - CIRCUIT IS SUBJECT TO CHANGE FOR IMPROVEMENT.

1

2

3

4

5

TO NAASP-9050(1/2) SD-1

TO NAETC-9073 SD-14:F2

TO NAETC-9073 SD-14:H2

TO NAASP-9050(1/2) SD-1

TO NAAR-9075 SD-8:F4

TO NAAR-9075 SD-8:G4

TO NATRM-9055 SD-7:C2

TO NADIS-9088(JL4103B) SD-13:C2

TO NAAF-9039 SD-5:A1

FRONT

CENTER

SUB WOOFER

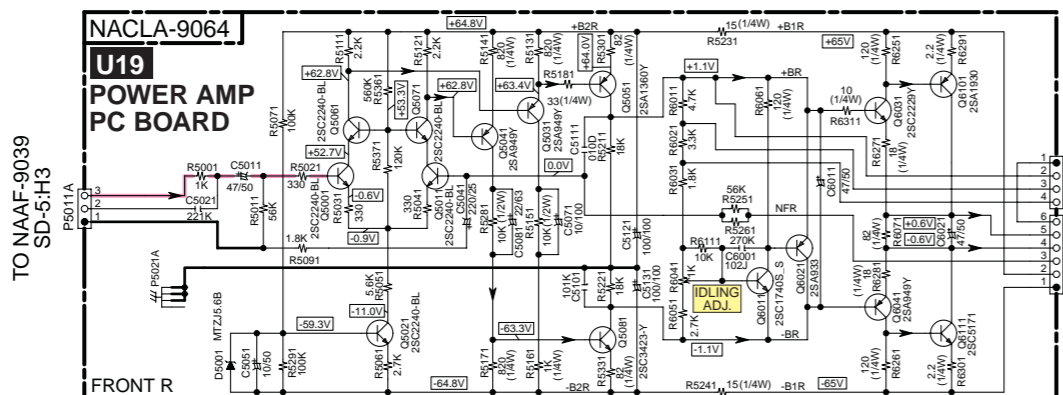
SURROUND

SURROUND BACK

PRE OUT

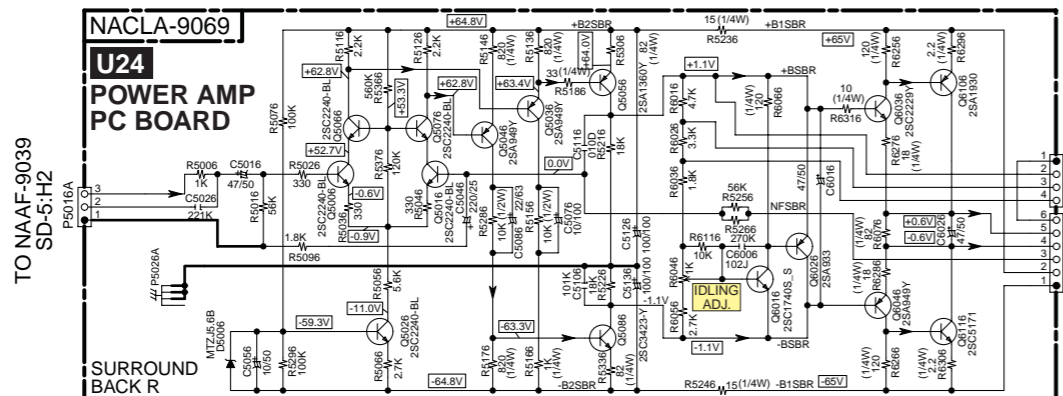
**SCHEMATIC DIAGRAMS-3 (SD-3)**  
**POWER AMPLIFIER SECTION-1**

1



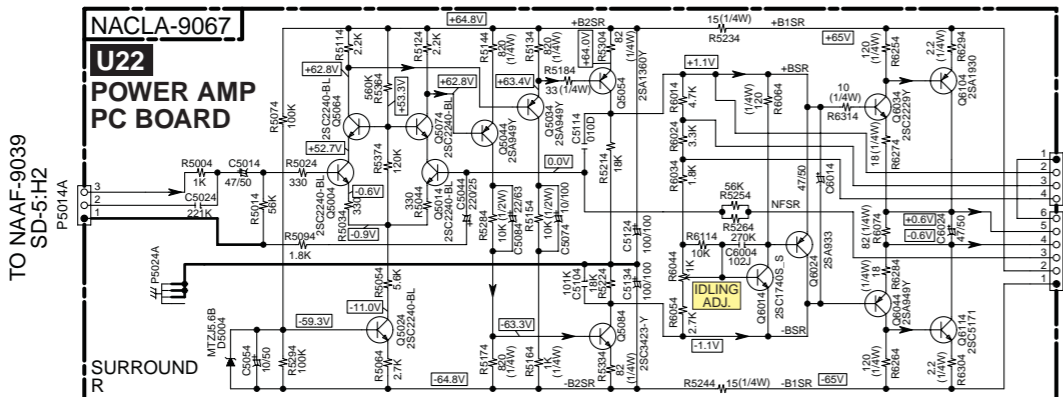
TO NAAF-9039 SD-5:H3  
TO NAAF-9062 TO NAAF-9039 SD-4:B1  
P6031A  
P6031B

2



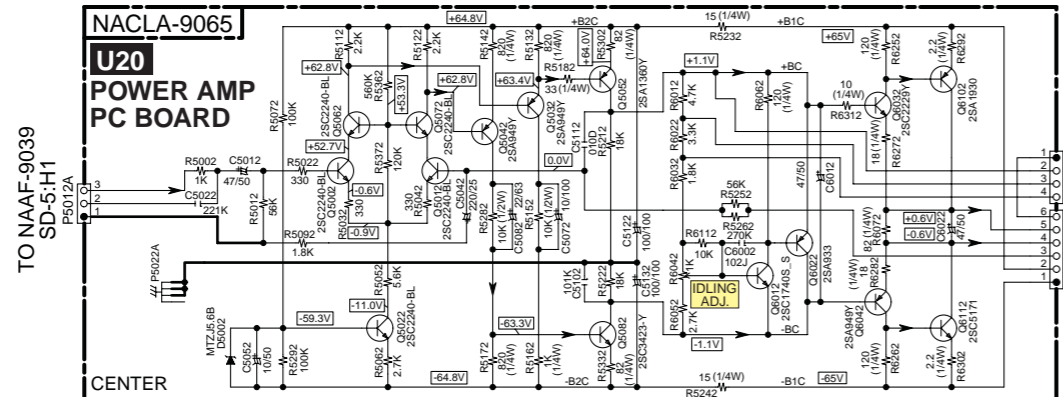
TO NAAF-9039 SD-5:H2  
TO NAAF-9062 TO NAAF-9039 SD-4:B2  
P6036A  
P6036B

3



TO NAAF-9039 SD-5:H4  
TO NAAF-9062 TO NAAF-9039 SD-4:B3  
P6034A  
P6034B

4

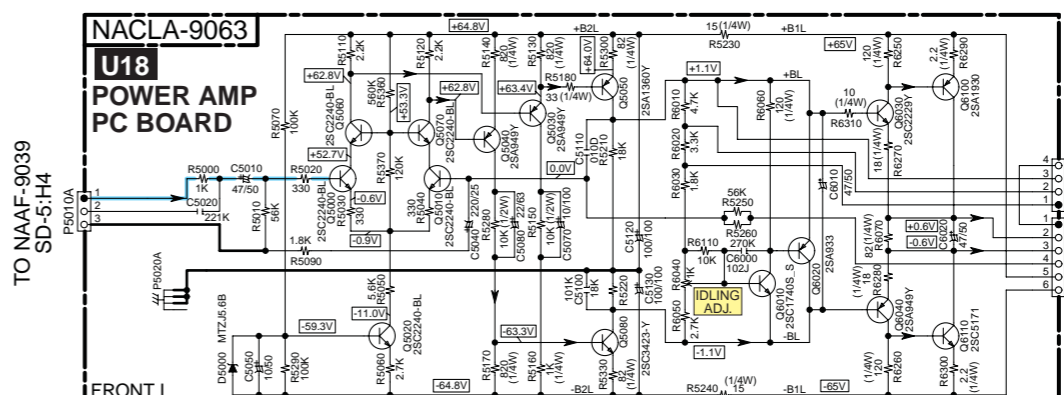


TO NAAF-9039 SD-5:H1  
TO NAAF-9062 TO NAAF-9039 SD-4:B4  
P6032A  
P6032B

5

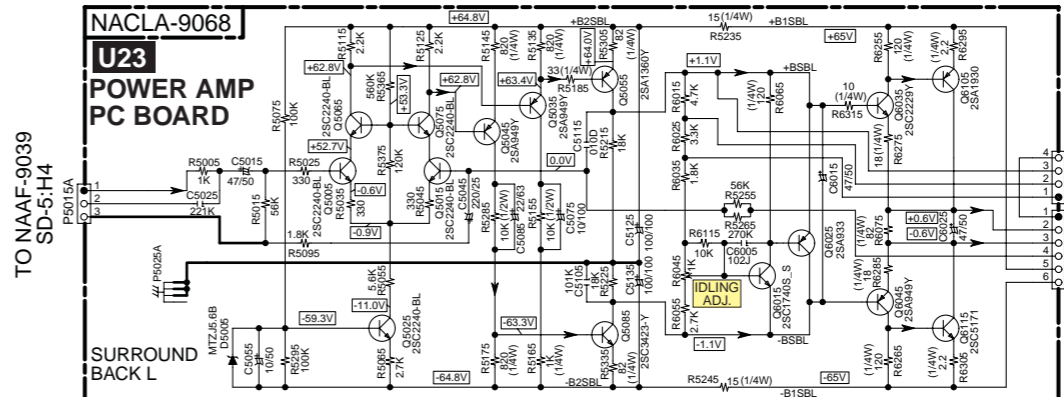
NACLA-9064,65,67,69 are fully compatible with each other.

E



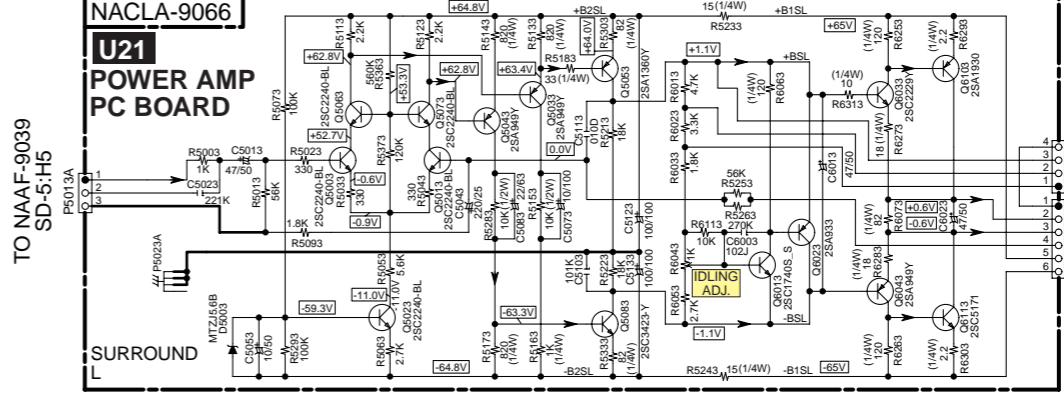
TO NAAF-9039 SD-5:H4  
TO NAAF-9062 TO NAAF-9039 SD-4:F1  
P6010A  
P6030B

F



TO NAAF-9039 SD-5:H4  
TO NAAF-9062 TO NAAF-9039 SD-4:F2  
P6015A  
P6035B

G



TO NAAF-9039 SD-5:H5  
TO NAAF-9062 TO NAAF-9039 SD-4:F3  
P6013A  
P6033B

H

NACLA-9063,66,68 are fully compatible with each other.

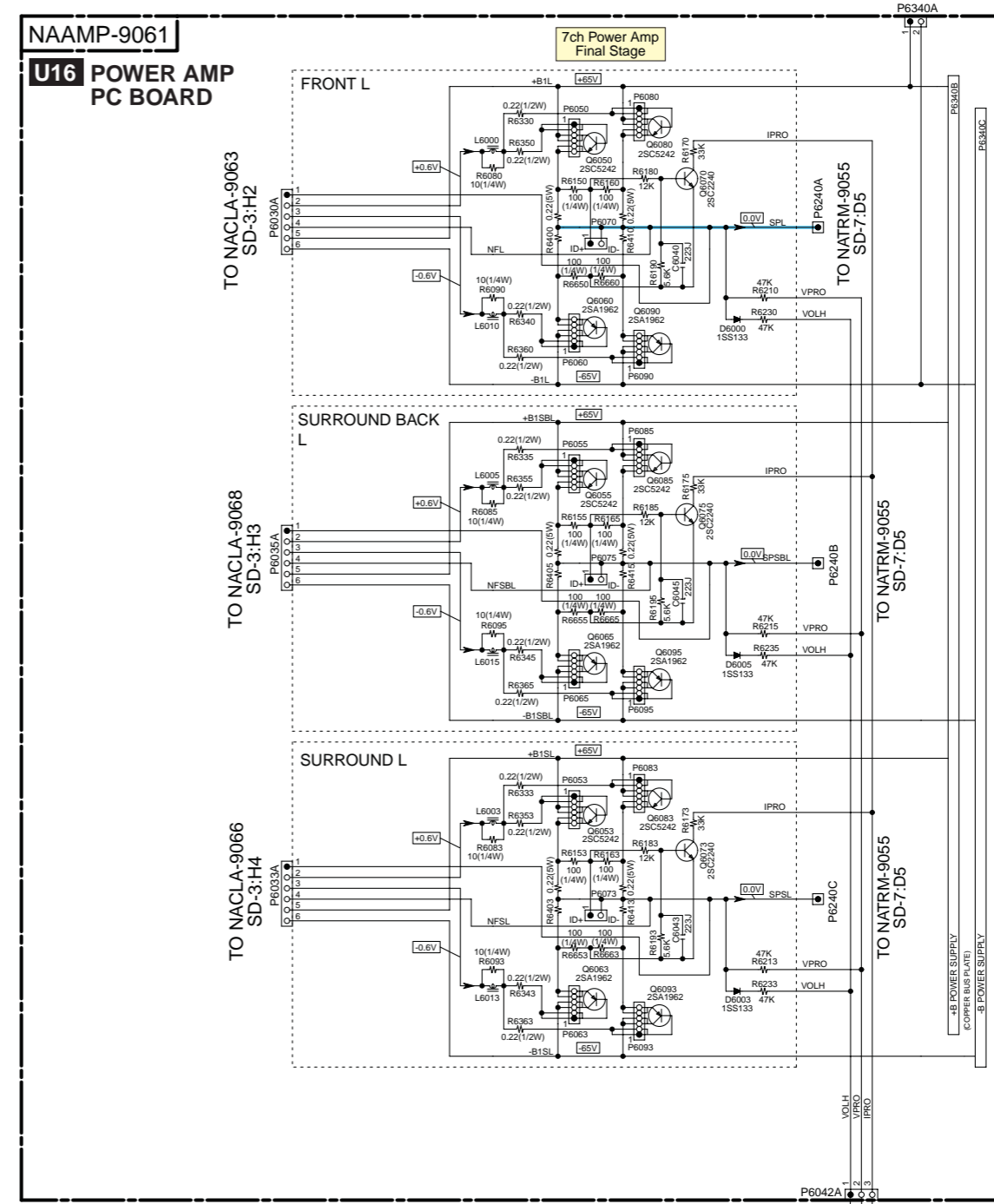
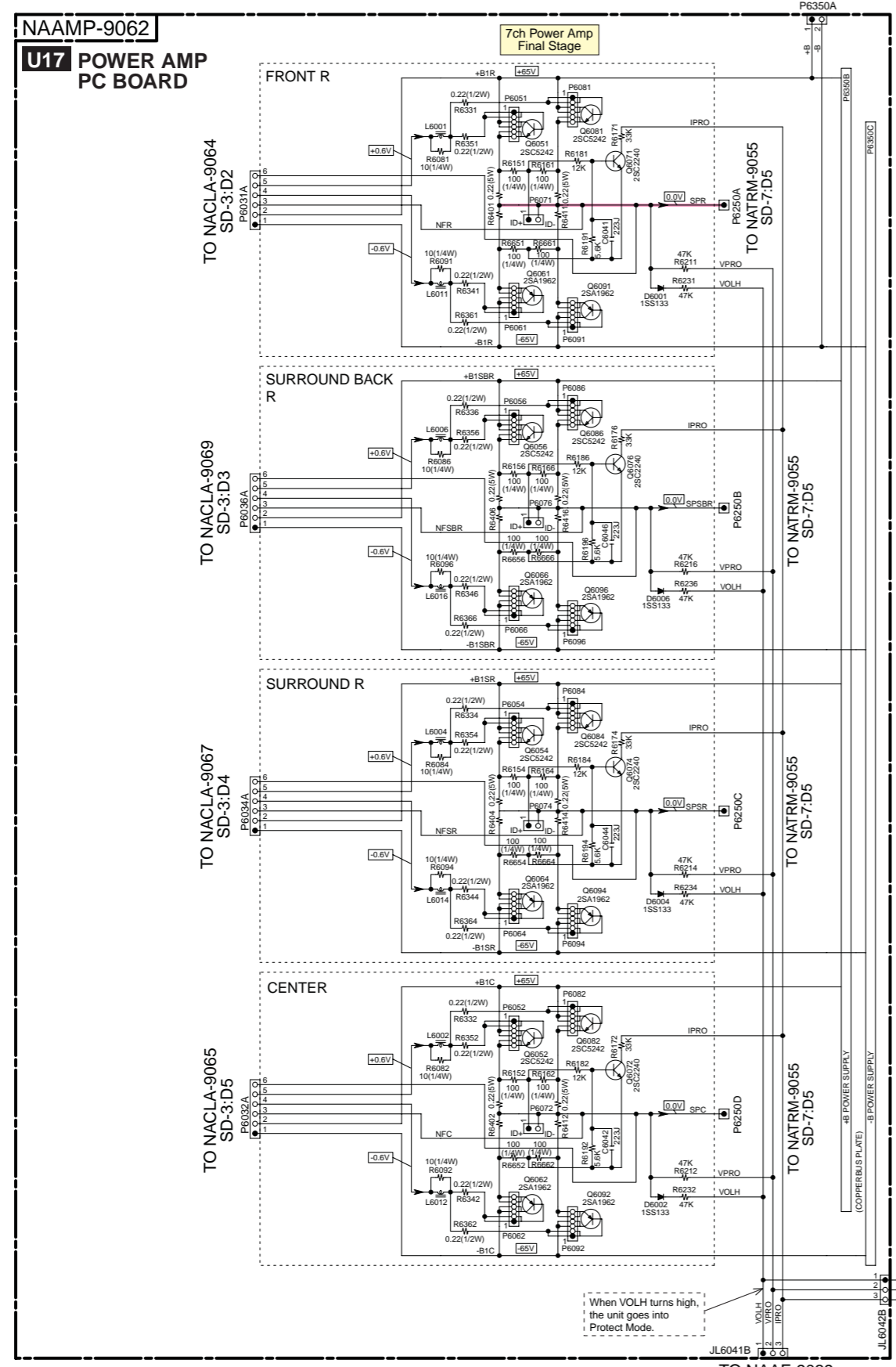
<Note>  
SD-x:XY is short for Schematic Diagram-x and each socket's location, X=A to H, Y=1 to 5.

**NOTE**

- THE COMPONENTS IDENTIFIED BY MARK ARE CRITICAL FOR SAFETY. REPLACE ONLY WITH PART NUMBER SPECIFIED.
- VOLTAGE (MEASURED WITH VOLTMETER) IS DC VOLTAGE. (NO INPUT SIGNAL).
- ALL PNP TRANSISTORS ARE EQUIVALENT TO 2SA1015-GR UNLESS OTHERWISE NOTED.
- ALL NPN TRANSISTORS ARE EQUIVALENT TO 2SC1815-GR UNLESS OTHERWISE NOTED.
- ALL DIODES ARE EQUIVALENT TO 1SS133 UNLESS OTHERWISE NOTED.
- ELECTROLYTIC CAPACITORS ( ) ARE IN uF/WV.
- ALL CAPACITORS ARE IN pF/50WV UNLESS OTHERWISE NOTED.
- EX) 030-3pF, 330-33pF, 331-330pF, 333-0.033uF
- ALL RESISTORS ARE IN OHMS 1/4WATTS UNLESS OTHERWISE NOTED.
- THE THICK LINES ON PC BOARD ARE THE PRINTING SIDE OF THE PARTS.
- EX) PRINTING SIDE
- CIRCUIT IS SUBJECT TO CHANGE FOR IMPROVEMENT.

**SCHEMATIC DIAGRAMS-4 (SD-4)**  
**POWER AMPLIFIER SECTION-2**

1  
2  
3  
4  
5

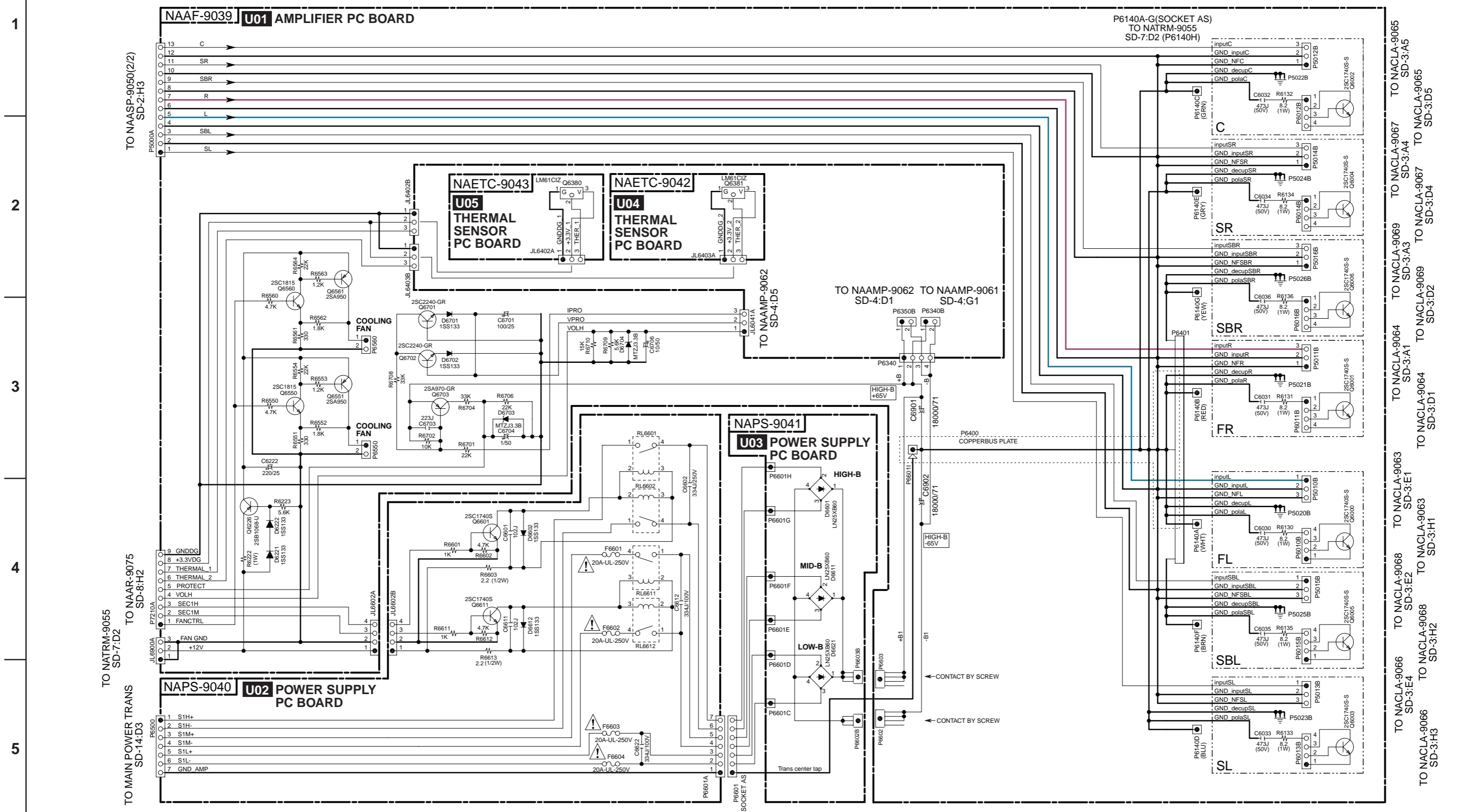


- NOTE**
- THE COMPONENTS IDENTIFIED BY MARK  $\Delta$  ARE CRITICAL FOR SAFETY. REPLACE ONLY WITH PART NUMBER SPECIFIED.
  - VOLTAGE (MEASURED WITH VOLTMETER)  $\square$  IS DC VOLTAGE. (NO INPUT SIGNAL).
  - ALL PNP TRANSISTORS ARE EQUIVALENT TO 2SA1015-GR UNLESS OTHERWISE NOTED.
  - ALL NPN TRANSISTORS ARE EQUIVALENT TO 2SC1815-GR UNLESS OTHERWISE NOTED.
  - ALL DIODES ARE EQUIVALENT TO 1SS133 UNLESS OTHERWISE NOTED.
  - ELECTROLYTIC CAPACITORS (  $\text{---}$  ) ARE IN  $\mu\text{F/WV}$ .
  - ALL CAPACITORS ARE IN pF/50V UNLESS OTHERWISE NOTED.
  - EX) 030- 3pF, 330- 33pF, 331- 330pF, 333- 0.033uF
  - ALL RESISTORS ARE IN OHMS 1/4WATTS UNLESS OTHERWISE NOTED.
  - THE THICK LINES ON PC BOARD ARE THE PRINTING SIDE OF THE PARTS.
  - EX)  $\square$  PRINTING SIDE
  - CIRCUIT IS SUBJECT TO CHANGE FOR IMPROVEMENT.

<Note>  
SD-x:XY is short for Schematic Diagram-x and each socket's location, X=A to H, Y=1 to 5.

SCHEMATIC DIAGRAMS-5 (SD-5)  
POWER SUPPLY SECTION-1

<Note>  
SD-x:XY is short for Schematic Diagram-x and  
each socket's location, X=A to H, Y=1 to 5.



# SCHEMATIC DIAGRAMS-6 (SD-6) VIDEO SECTION

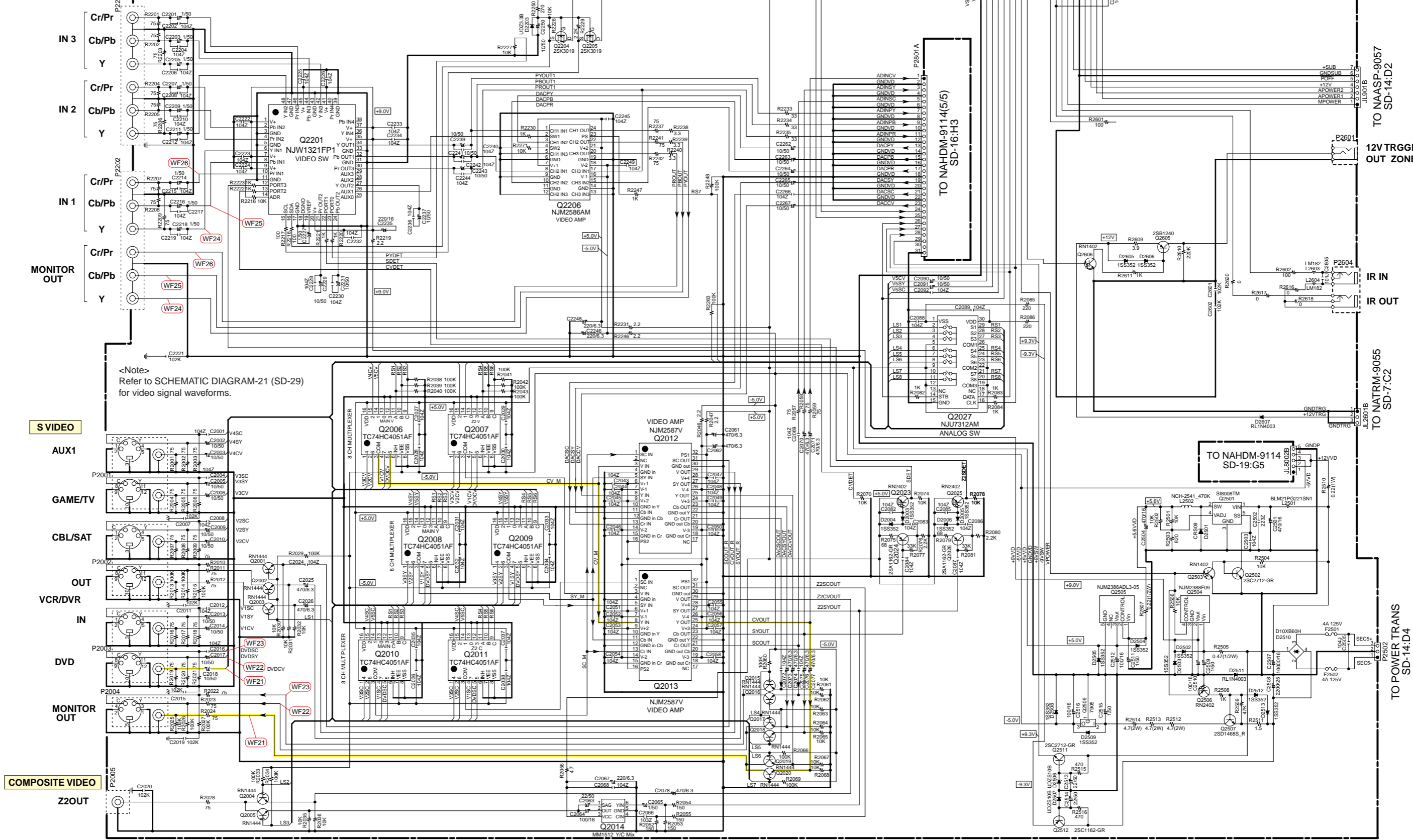
TO NAAR-9075  
SD-8:G3

<Note>  
SD-x:XY is short for Schematic Diagram-x and  
each socket's location, X=A to H, Y=1 to 5.

1  
2  
3  
4  
5

COMPONENT VIDEO

NAVD-9052  
U08 VIDEO PC BOARD



<Note>  
Refer to SCHEMATIC DIAGRAM-21 (SD-29)  
for video signal waveforms.

TO NAASP-9057  
SD-14:D2

12V TRGGER  
OUT ZONE 2

IR IN  
IR OUT

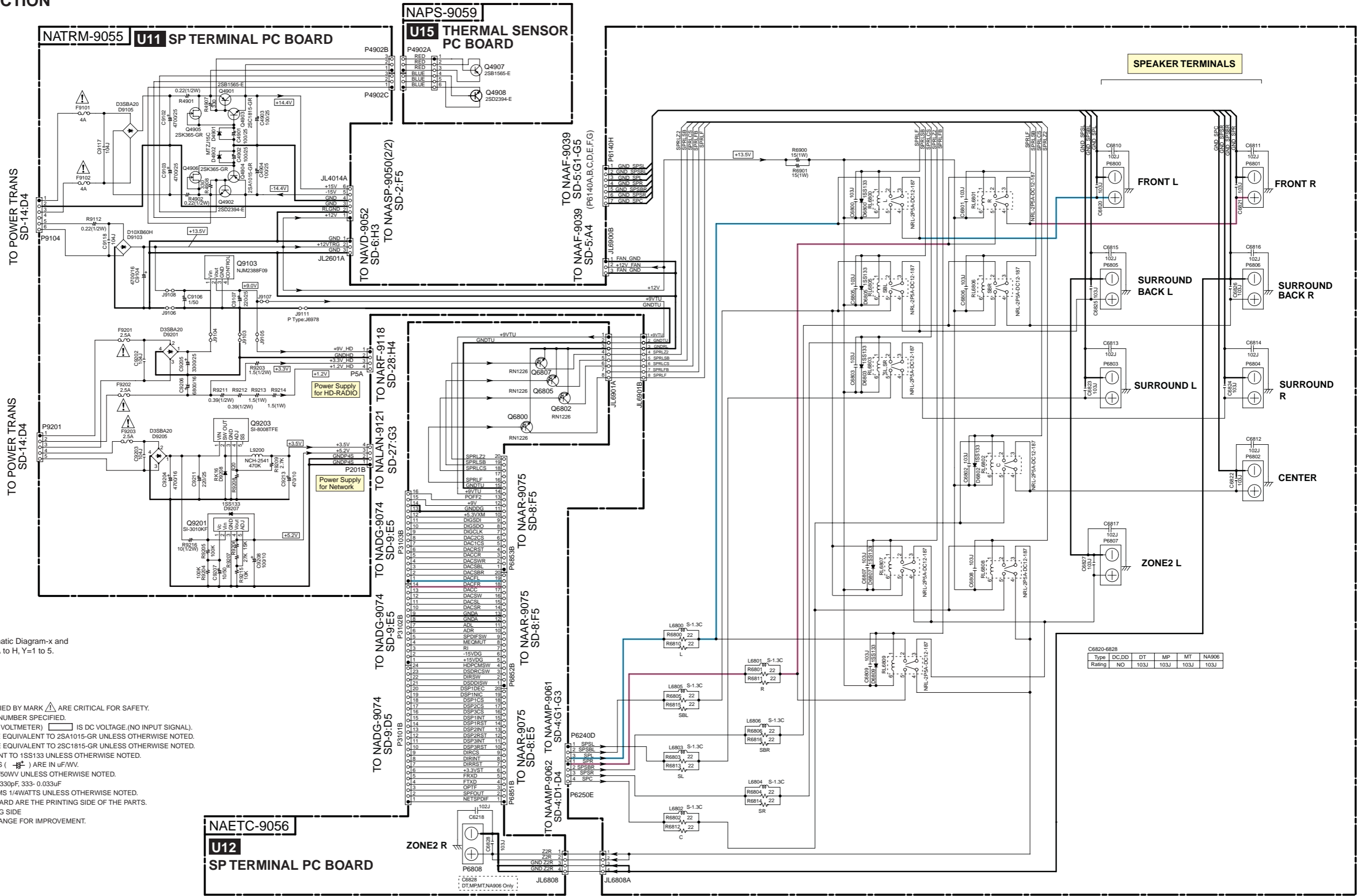
TO NATRM-9055  
SD-7:C2

TO NAADM-9114  
SD-19:G5

TO POWER TRANS  
SD-14:D4

**SCHEMATIC DIAGRAMS-7 (SD-7)**  
**SP TERMINAL SECTION**

1  
2  
3  
4  
5



<Note>  
SD-x:XY is short for Schematic Diagram-x and each socket's location, X=A to H, Y=1 to 5.

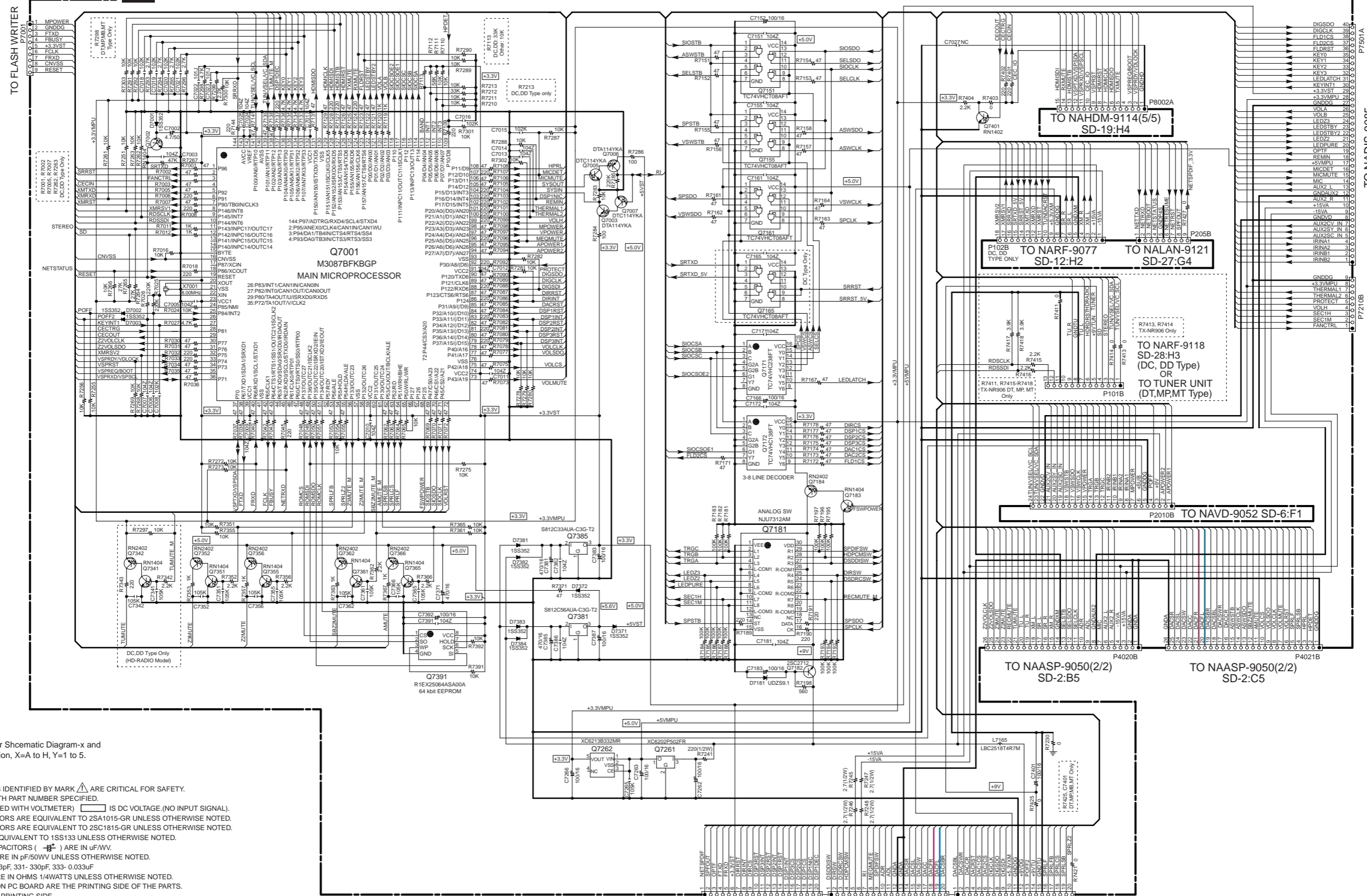
- NOTE**
- THE COMPONENTS IDENTIFIED BY MARK ARE CRITICAL FOR SAFETY. REPLACE ONLY WITH PART NUMBER SPECIFIED.
  - VOLTAGE (MEASURED WITH VOLTMETER) IS DC VOLTAGE.(NO INPUT SIGNAL).
  - ALL PNP TRANSISTORS ARE EQUIVALENT TO 2SA1015-GR UNLESS OTHERWISE NOTED.
  - ALL NPN TRANSISTORS ARE EQUIVALENT TO 2SC1815-GR UNLESS OTHERWISE NOTED.
  - ALL DIODES ARE EQUIVALENT TO 1SS133 UNLESS OTHERWISE NOTED.
  - ELECTROLYTIC CAPACITORS ( ) ARE IN uF/WV.
  - ALL CAPACITORS ARE IN pF/50WV UNLESS OTHERWISE NOTED.
  - EX) 030-3pF, 330-33pF, 331-330pF, 333-0.033uF
  - ALL RESISTORS ARE IN OHMS 1/4WATTS UNLESS OTHERWISE NOTED.
  - THE THICK LINES ON PC BOARD ARE THE PRINTING SIDE OF THE PARTS.
  - EX) PRINTING SIDE
  - CIRCUIT IS SUBJECT TO CHANGE FOR IMPROVEMENT.

C6820-6828					
Type	DC,DD	DT	MP	MT	NA906
Rating	NO	103J	103J	103J	103J

A B C D E F G H

**SCHEMATIC DIAGRAMS-8 (SD-8)  
MICROPROCESSOR SECTION**

**NAAR-9075 U28 MICROPROCESSOR PC BOARD**

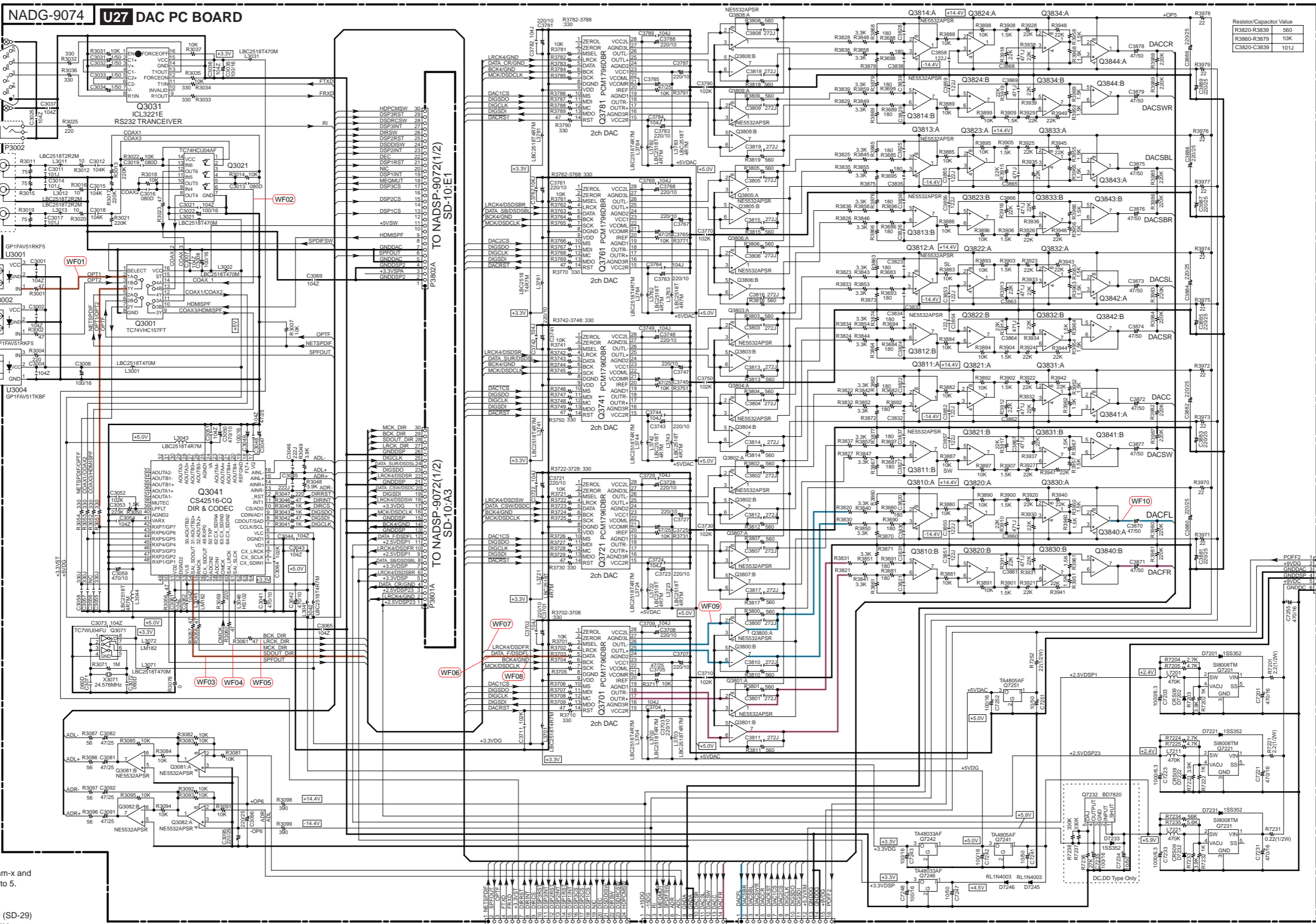


<Note>  
SD-x:XY is short for Schematic Diagram-x and each socket's location, X=A to H, Y=1 to 5.

- NOTE**
- THE COMPONENTS IDENTIFIED BY MARK  $\Delta$  ARE CRITICAL FOR SAFETY. REPLACE ONLY WITH PART NUMBER SPECIFIED.
  - VOLTAGE (MEASURED WITH VOLTMETER)  $\square$  IS DC VOLTAGE. (NO INPUT SIGNAL).
  - ALL PNP TRANSISTORS ARE EQUIVALENT TO 2SA1015-GR UNLESS OTHERWISE NOTED.
  - ALL NPN TRANSISTORS ARE EQUIVALENT TO 2SC1815-GR UNLESS OTHERWISE NOTED.
  - ALL DIODES ARE EQUIVALENT TO 1SS133 UNLESS OTHERWISE NOTED.
  - ELECTROLYTIC CAPACITORS (  $\text{---} \text{+}$  ) ARE IN  $\mu\text{F/VV}$ .
  - ALL CAPACITORS ARE IN  $\text{pF}/50\text{VWV}$  UNLESS OTHERWISE NOTED.  
EX) 030-3pF, 330-33pF, 331-330pF, 333-0.033 $\mu\text{F}$
  - ALL RESISTORS ARE IN OHMS 1/4WATTS UNLESS OTHERWISE NOTED.
  - THE THICK LINES ON PC BOARD ARE THE PRINTING SIDE OF THE PARTS.  
EX)  $\square$  PRINTING SIDE
  - CIRCUIT IS SUBJECT TO CHANGE FOR IMPROVEMENT.

1  
2  
3  
4  
5

SCHEMATIC DIAGRAMS-9 (SD-9) DAC SECTION



Resistor/Capacitor Value	
R3820-R3830	560
R3860-R3879	10K
C3820-C3839	101J

1  
2  
3  
4  
5

<Note>  
SD-x:XY is short for Schematic Diagram-x and each socket's location, X=A to H, Y=1 to 5.

<Note>  
1. Refer to SCHEMATIC DIAGRAM-29 (SD-29) for digital audio signal flow wave forms.  
2. (WF01) is short for (WaveForm01).

SCHEMATIC DIAGRAMS-10 (SD-10) DSP SECTION-1

TO NAHDM-9114(5/5) SD-19:H4

TO NADG-9074 SD-9:C2

<Note> SD-x:XY is short for Schematic Diagram-x and each socket's location, X=A to H, Y=1 to 5.

1

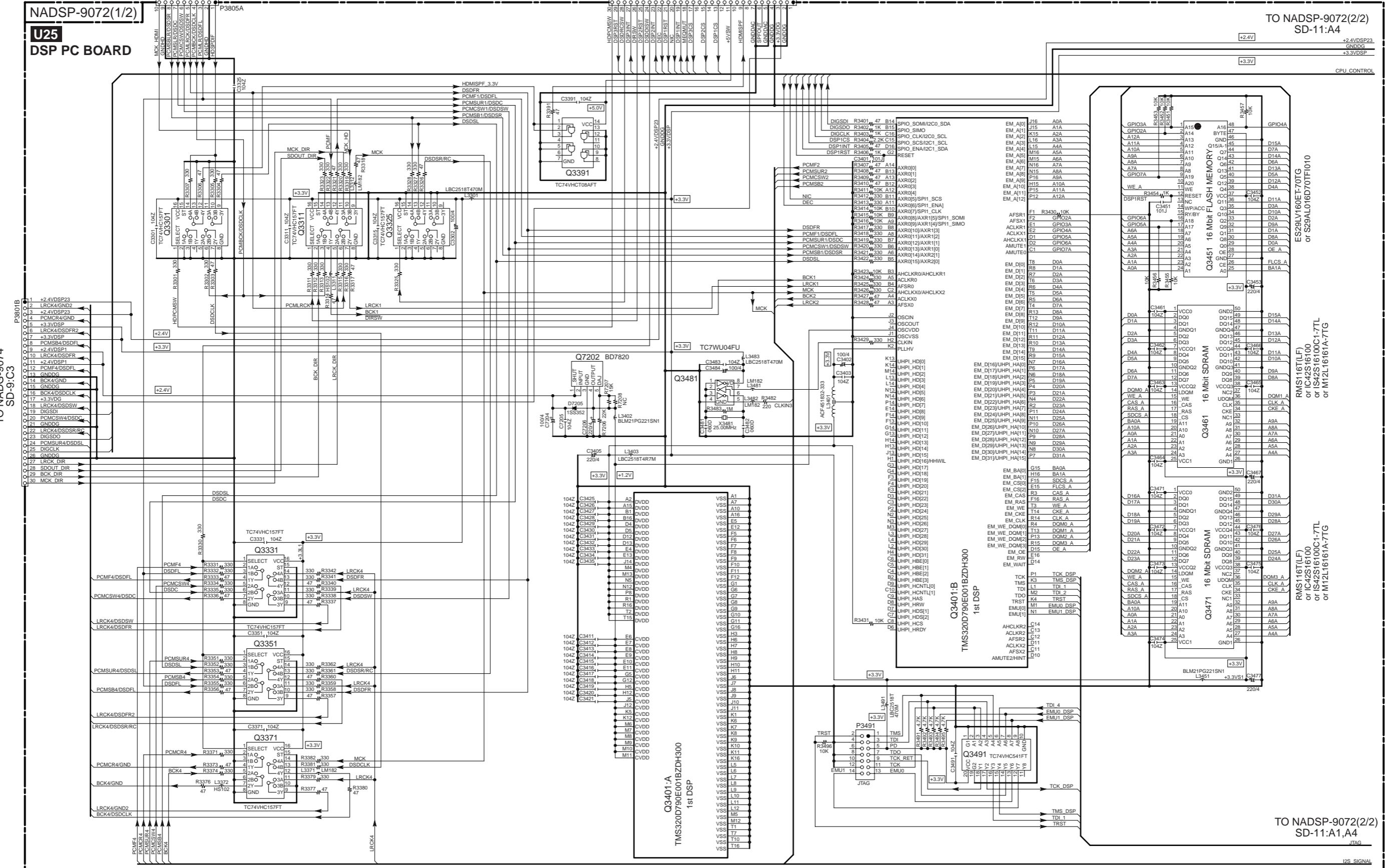
2

3

4

5

TO NADSP-9072(2/2) SD-11:A4



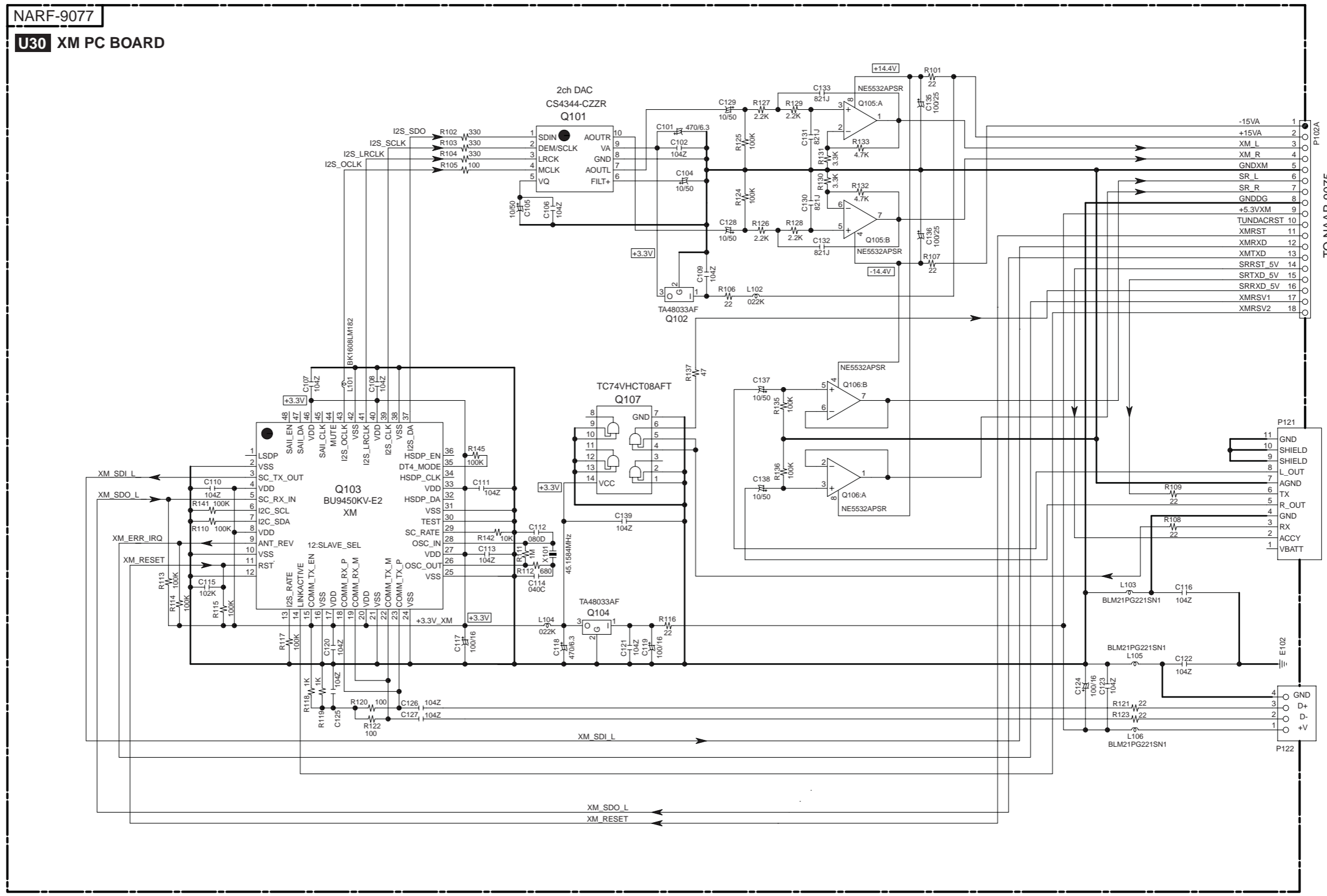
TO NADSP-9072(2/2) SD-11:A1,A4

I2S SIGNAL



**SCHEMATIC DIAGRAMS-12 (SD-12)**  
**XM/SIRIUS SECTION**

1  
2  
3  
4  
5



<Note>  
SD-x:XY is short for Schematic Diagram-x and each socket's location, X=A to H, Y=1 to 5.

**SCHEMATIC DIAGRAMS-13 (SD-13)**  
**DISPLAY SECTION**

1

<Note>  
SD-x:XY is short for Schematic Diagram-x and each socket's location, X=A to H, Y=1 to 5.

**NOTE**

- THE COMPONENTS IDENTIFIED BY MARK ARE CRITICAL FOR SAFETY. REPLACE ONLY WITH PART NUMBER SPECIFIED.
- VOLTAGE (MEASURED WITH VOLTMETER) IS DC VOLTAGE (NO INPUT SIGNAL).
- ALL PNP TRANSISTORS ARE EQUIVALENT TO 2SA1015-GR UNLESS OTHERWISE NOTED.
- ALL NPN TRANSISTORS ARE EQUIVALENT TO 2SC1815-GR UNLESS OTHERWISE NOTED.
- ALL DIODES ARE EQUIVALENT TO 1SS133 UNLESS OTHERWISE NOTED.
- ELECTROLYTIC CAPACITORS ( ) ARE IN uF/WV.
- ALL CAPACITORS ARE IN pF/50WV UNLESS OTHERWISE NOTED.
- EX) 030-3pF, 330-33pF, 331-330pF, 333-0.033uF
- ALL RESISTORS ARE IN OHMS 1/4WATTS UNLESS OTHERWISE NOTED.
- THE THICK LINES ON PC BOARD ARE THE PRINTING SIDE OF THE PARTS.
- EX) PRINTING SIDE
- CIRCUIT IS SUBJECT TO CHANGE FOR IMPROVEMENT.

<Note>  
Refer to SCHEMATIC DIAGRAM-29 (SD-29) for FL driver IC control waveforms.

3

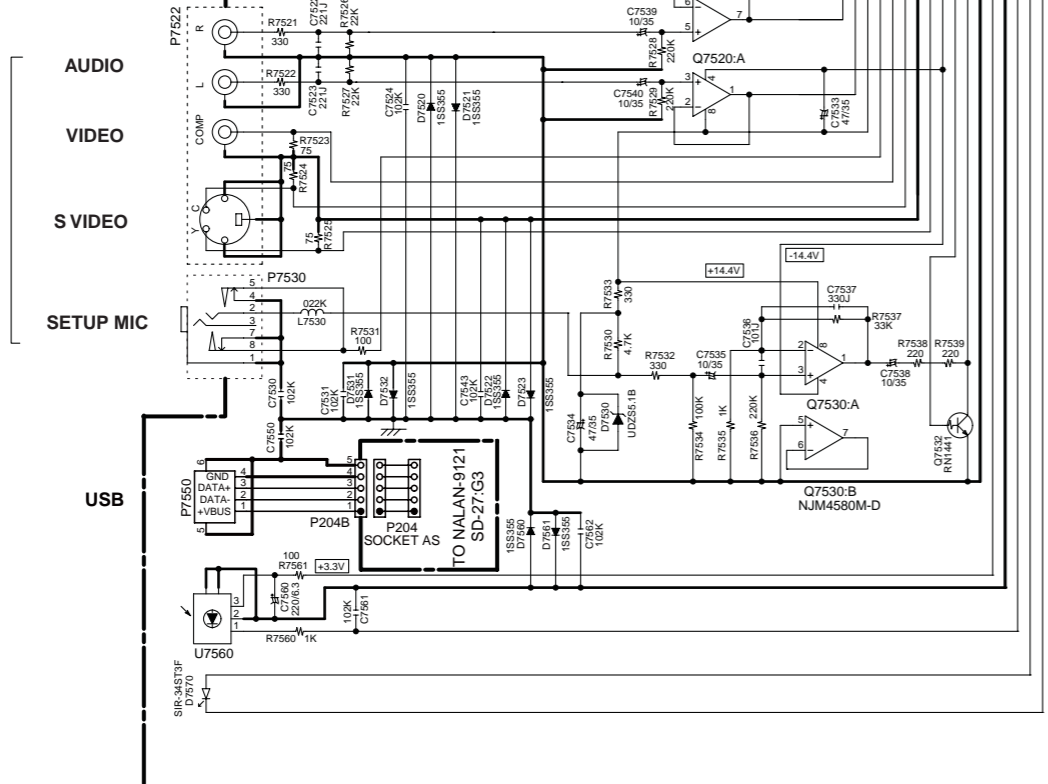
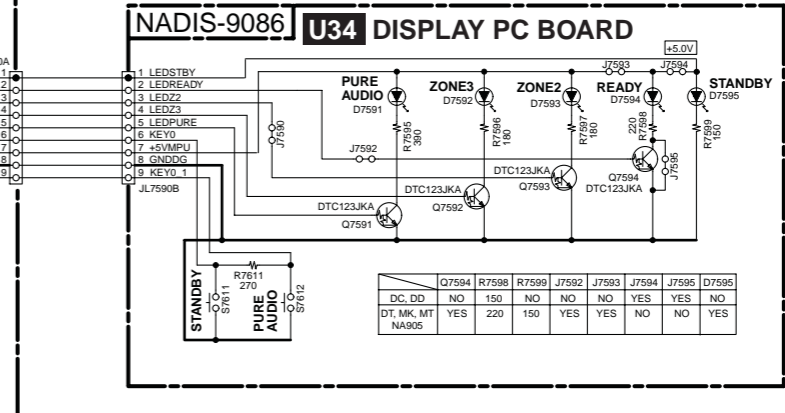
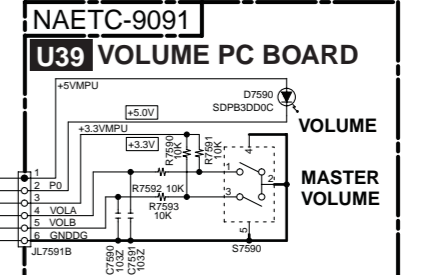
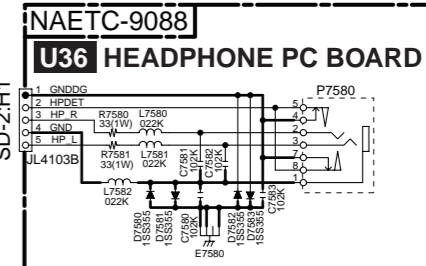
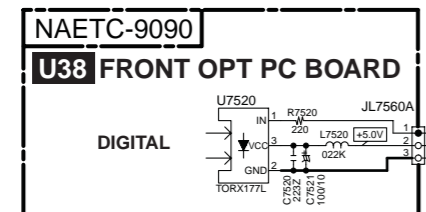
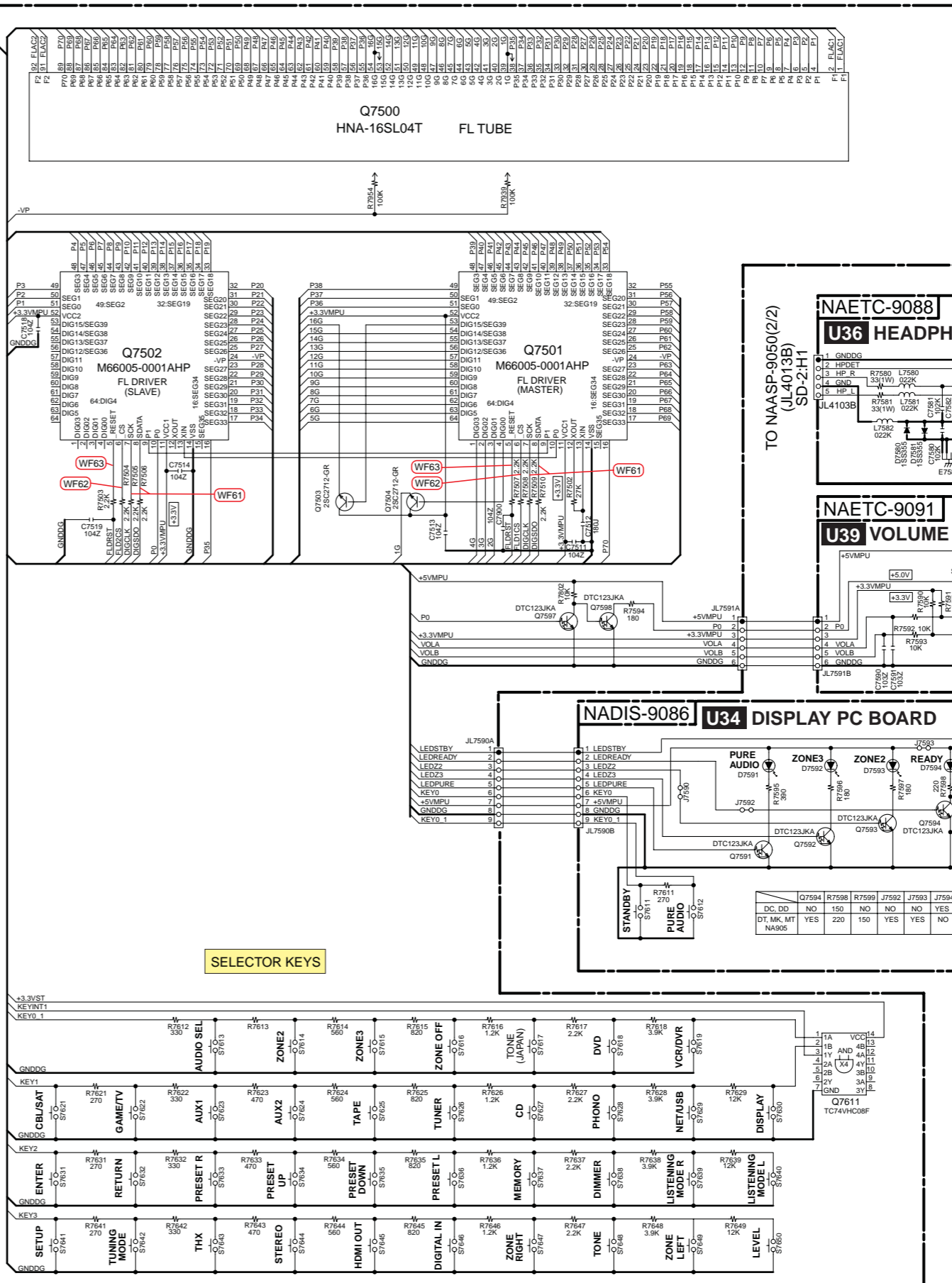
4

5

**NADIS-9085 U33 DISPLAY PC BOARD**

TO NAPS-9089  
SD-14:H5

TO NAAR-9075  
SD-8:H2



**SCHEMATIC DIAGRAMS-14 (SD-14)**  
**POWER SUPPLY SECTION-2**

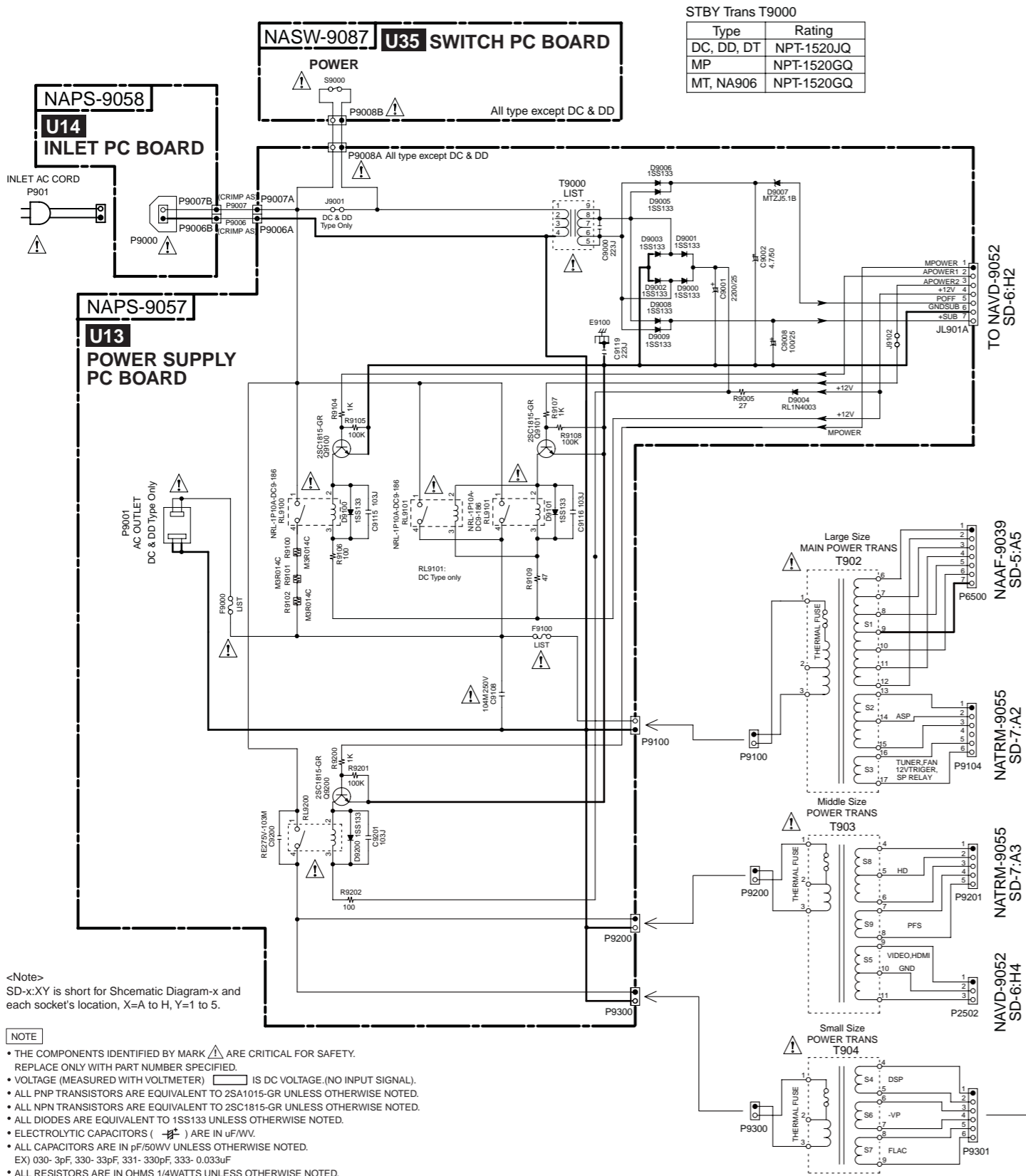
1

2

3

4

5



STBY Trans T9000

Type	Rating
DC, DD, DT	NPT-1520JQ
MP	NPT-1520GQ
MT, NA906	NPT-1520GQ

**CAUTION**  
FOR CONTINUED PROTECTION AGAINST FIRE HAZARD, REPLACE ONLY WITH FUSE OF SAME TYPE AND RATING INDICATED.

**CAUTION**  
AFIN D'ASSURER UNE PROTECTION PERMANENTE CONTRE LES RISQUES D'INCENDIE, REMPLACER UNIQUEMENT PAR UN FUSIBLE DE MEME TYPE ET CALIBRATION COMME INDIQUE.

THIS SYMBOL LOCATED NEAR THE FUSE INDICATES THAT THE FUSE USED IS SLOW OPERATING TYPE FOR CONTINUED PROTECTION AGAINST FIRE FUSE HAZARD. REPLACE WITH SAME TYPE FUSE. FOR FUSE RATING REFER TO THE MAKING ADJACENT TO THE SYMBOL.

CE SYMBOLE INDIQUE QUE LE FUSIBLE UTILISE EST A LENT. E POUR UNE PROTECTION PERMANENTE N'UTILISER QUE DES FUSIBLES DE MEME TYPE. CE DERNIER EST INDIQUE LA QU LE PRESENT SYMBOLE EST APPOSE.

AC Volt / Freq.

Type	Volt / Freq.
DC, DD, DT	120V 60HZ
MP	220-240V 50HZ
MT, NA906	220-240V 50/60HZ

Fuse Rating

Type	F9100	F9000
DC, DD, DT	12A 125V	5A 125V
DT	12A 125V	NO
MP	6.3A 250V	2.5A 250V
MT, NA906	6.3A 250V	NO

Power Trans T902

Type	Rating
DC, DD, DT	NPT-1554D
MP	NPT-1554M
MT, NA906	NPT-1554M

Power Trans T903

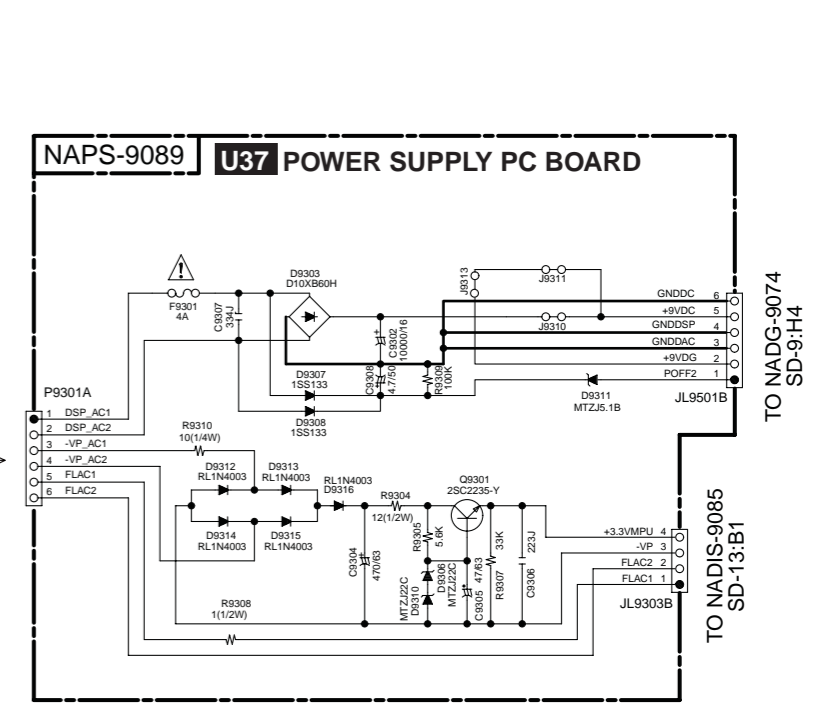
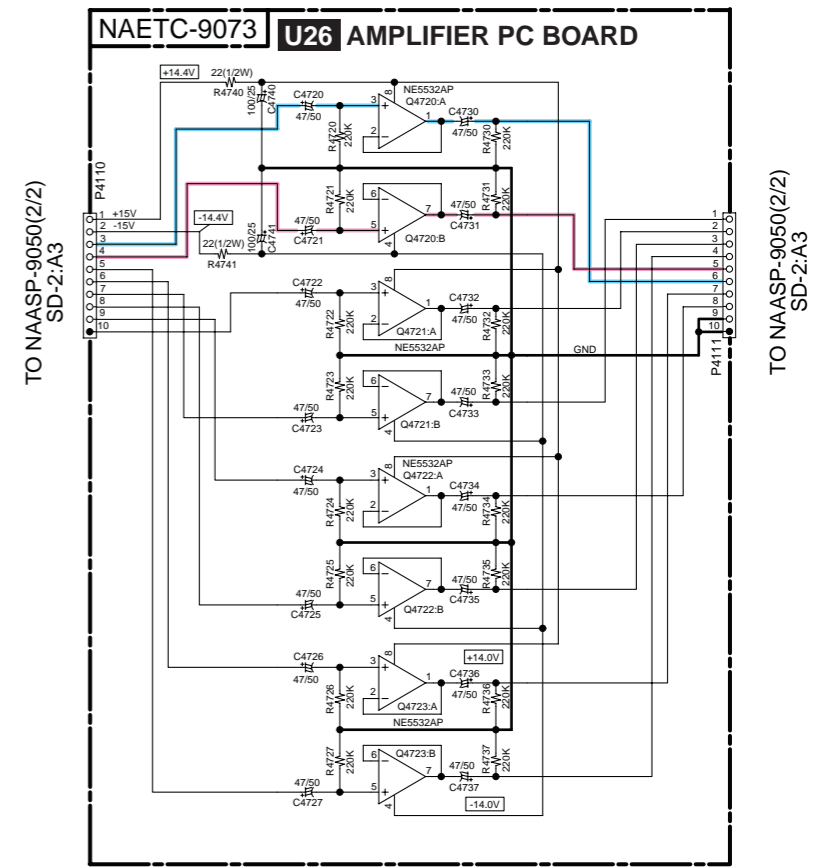
Type	Rating
DC, DD, DT	NPT-1555D
MP	NPT-1555M
MT, NA906	NPT-1555M

Power Trans T904

Type	Rating
DC, DD, DT	NPT-1556D
MP	NPT-1556M
MT, NA906	NPT-1556M

<Note>  
SD-x:XY is short for Schematic Diagram-x and each socket's location, X=A to H, Y=1 to 5.

- NOTE**
- THE COMPONENTS IDENTIFIED BY MARK ARE CRITICAL FOR SAFETY. REPLACE ONLY WITH PART NUMBER SPECIFIED.
  - VOLTAGE (MEASURED WITH VOLTMETER) IS DC VOLTAGE. (NO INPUT SIGNAL).
  - ALL PNP TRANSISTORS ARE EQUIVALENT TO 2SA1015-GR UNLESS OTHERWISE NOTED.
  - ALL NPN TRANSISTORS ARE EQUIVALENT TO 2SC1815-GR UNLESS OTHERWISE NOTED.
  - ALL DIODES ARE EQUIVALENT TO 1SS133 UNLESS OTHERWISE NOTED.
  - ELECTROLYTIC CAPACITORS ( ) ARE IN uF/WV.
  - ALL CAPACITORS ARE IN pF/50WV UNLESS OTHERWISE NOTED.  
EX) 030- 3pF, 330- 33pF, 331- 330pF, 333- 0.033uF
  - ALL RESISTORS ARE IN OHMS 1/4WATTS UNLESS OTHERWISE NOTED.
  - THE THICK LINES ON PC BOARD ARE THE PRINTING SIDE OF THE PARTS.  
EX) PRINTING SIDE
  - CIRCUIT IS SUBJECT TO CHANGE FOR IMPROVEMENT.



TO NAASP-9050(2/2)  
SD-2:A3

TO NADG-9074  
SD-9:H4

TO NADIS-9085  
SD-13:B1

TO NAVD-9052  
SD-6:H2

TO NAAF-9039  
SD-5:A5

TO NATRM-9055  
SD-7:A2

TO NATRM-9055  
SD-7:A3

TO NAVD-9052  
SD-6:H4

TO NAASP-9050(2/2)  
SD-2:A3

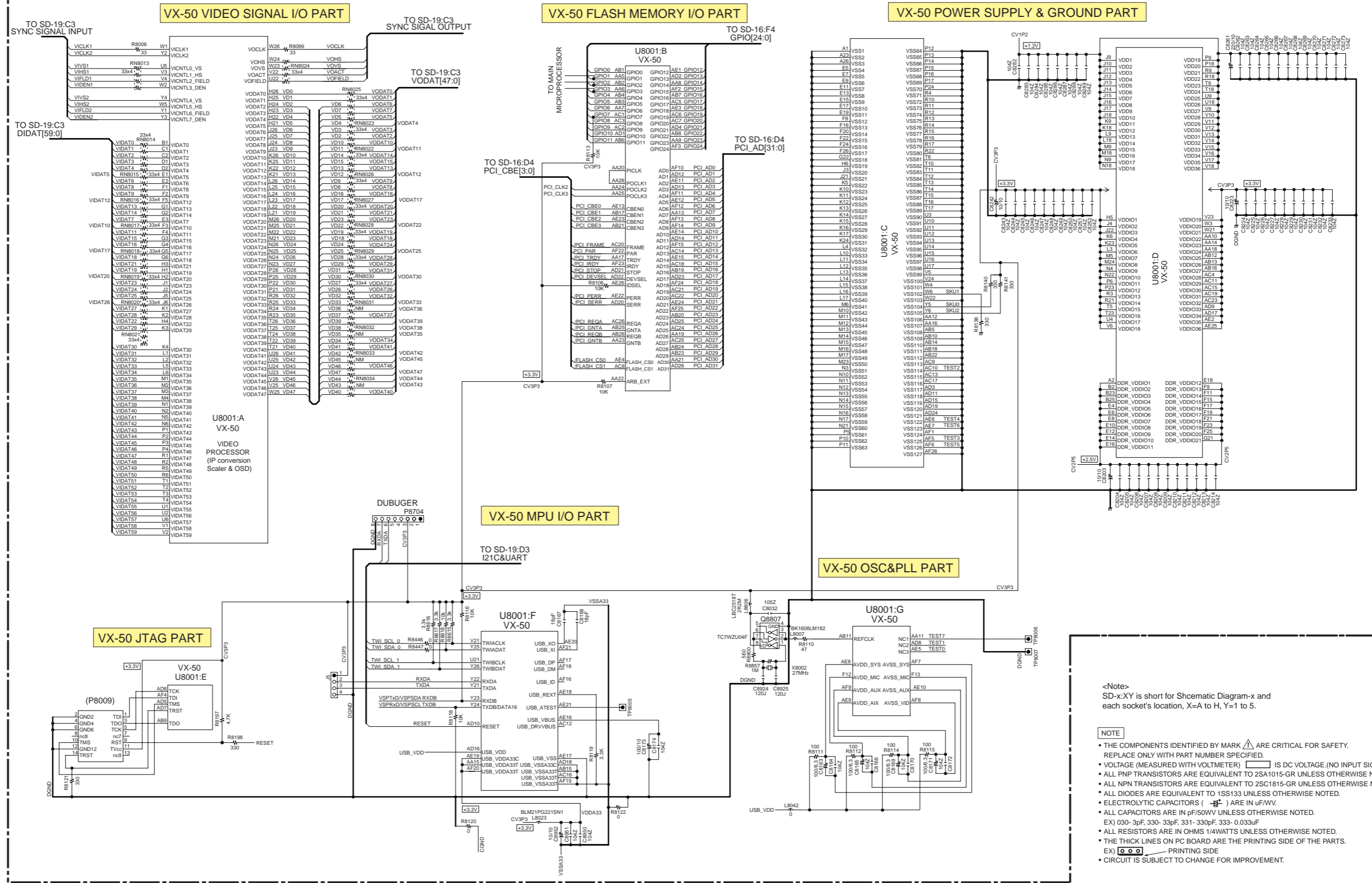
TO NADG-9074  
SD-9:H4

TO NADIS-9085  
SD-13:B1

SCHEMATIC DIAGRAMS-15 (SD-15)  
HDMI SECTION-1

NAHDM-9114(1/5) U42 HDMI PC BOARD

1  
2  
3  
4  
5

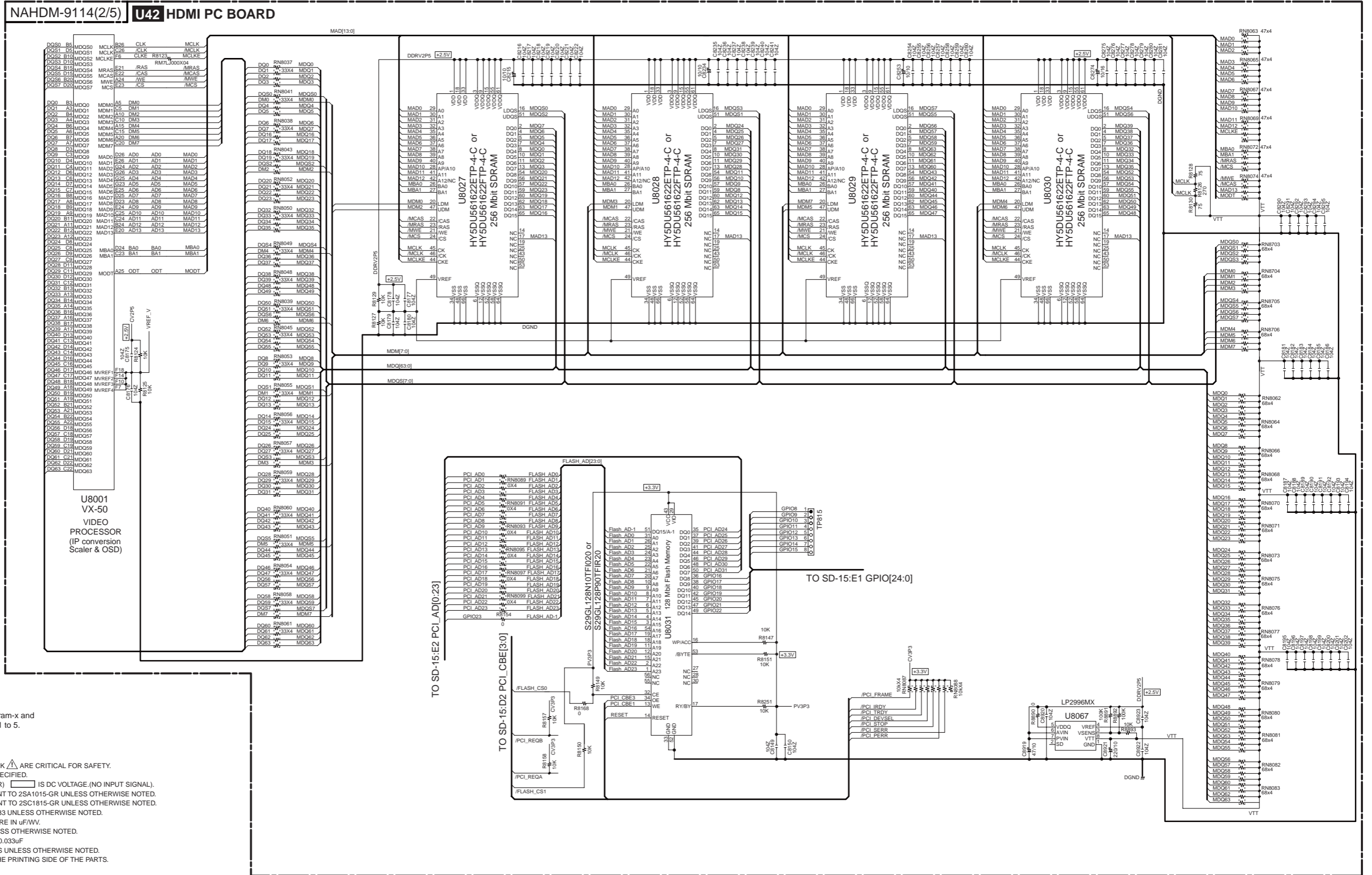


<Note>  
SD-x:XY is short for Schematic Diagram-x and each socket's location, X=A to H, Y=1 to 5.

**NOTE**

- THE COMPONENTS IDENTIFIED BY MARK  $\Delta$  ARE CRITICAL FOR SAFETY. REPLACE ONLY WITH PART NUMBER SPECIFIED.
- VOLTAGE (MEASURED WITH VOLTMETER)  $\square$  IS DC VOLTAGE. (NO INPUT SIGNAL).
- ALL PNP TRANSISTORS ARE EQUIVALENT TO 2SA1015-GR UNLESS OTHERWISE NOTED.
- ALL NPN TRANSISTORS ARE EQUIVALENT TO 2SC1815-GR UNLESS OTHERWISE NOTED.
- ALL DIODES ARE EQUIVALENT TO 1SS133 UNLESS OTHERWISE NOTED.
- ELECTROLYTIC CAPACITORS (  $\text{---}$  ) ARE IN  $\mu$ F/WV.
- ALL CAPACITORS ARE IN pF/50WV UNLESS OTHERWISE NOTED.
- EX) 030- 3pF, 330- 33pF, 331- 330pF, 333- 0.033uF
- ALL RESISTORS ARE IN OHMS 1/4WATTS UNLESS OTHERWISE NOTED.
- THE THICK LINES ON PC BOARD ARE THE PRINTING SIDE OF THE PARTS.
- EX)  $\square$  PRINTING SIDE
- CIRCUIT IS SUBJECT TO CHANGE FOR IMPROVEMENT.

**SCHEMATIC DIAGRAMS-16 (SD-16)**  
**HDMI SECTION-2**



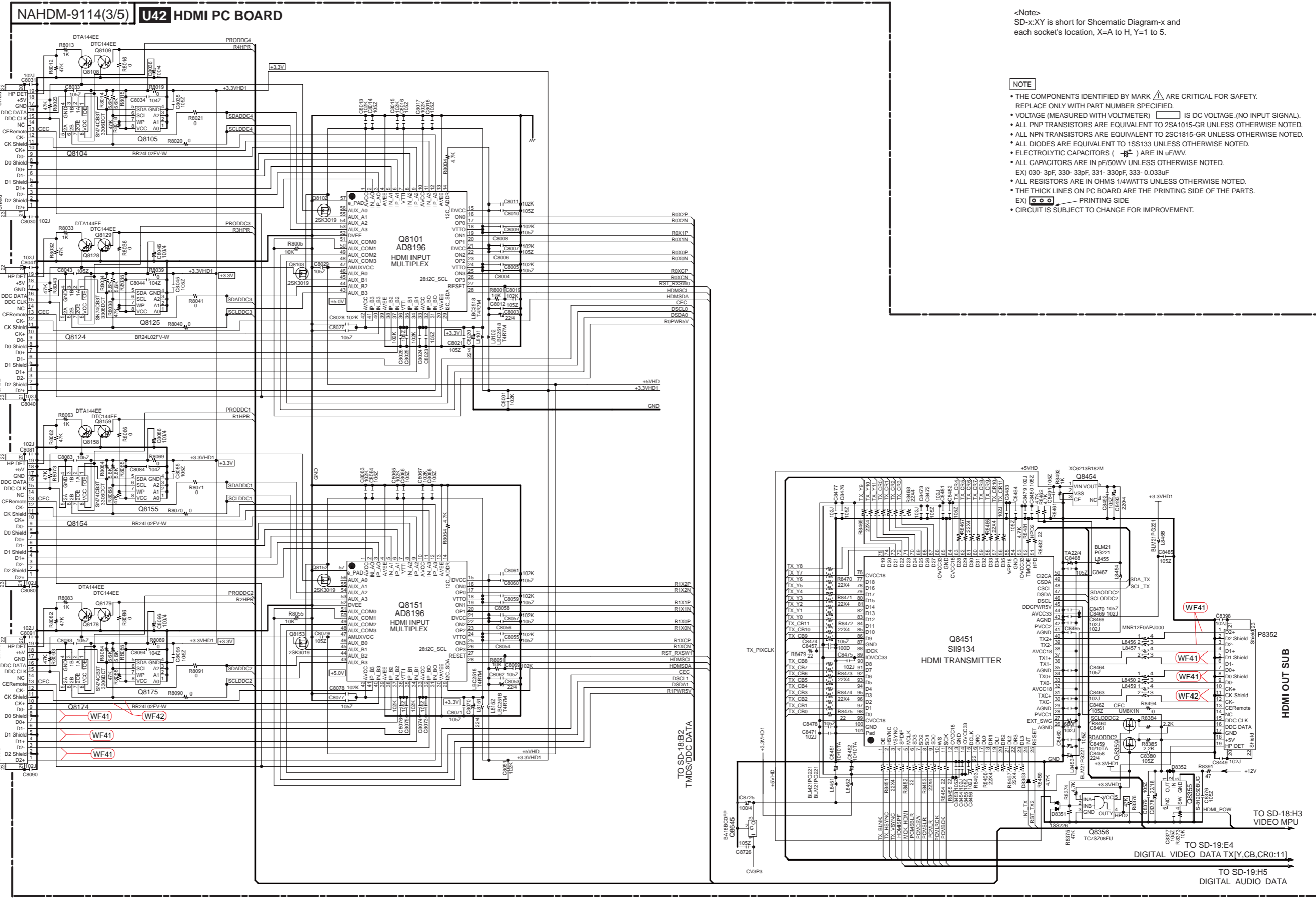
<Note>  
SD-x:XY is short for Schematic Diagram-x and each socket's location, X=A to H, Y=1 to 5.

**NOTE**

- THE COMPONENTS IDENTIFIED BY MARK  $\Delta$  ARE CRITICAL FOR SAFETY. REPLACE ONLY WITH PART NUMBER SPECIFIED.
- VOLTAGE (MEASURED WITH VOLTMETER)  $\square$  IS DC VOLTAGE. (NO INPUT SIGNAL).
- ALL PNP TRANSISTORS ARE EQUIVALENT TO 2SA1015-GR UNLESS OTHERWISE NOTED.
- ALL NPN TRANSISTORS ARE EQUIVALENT TO 2SC1815-GR UNLESS OTHERWISE NOTED.
- ALL DIODES ARE EQUIVALENT TO 1SS133 UNLESS OTHERWISE NOTED.
- ELECTROLYTIC CAPACITORS (  $\text{---} \text{||} \text{---}$  ) ARE IN  $\mu\text{F}$ /VV.
- ALL CAPACITORS ARE IN pF/50VV UNLESS OTHERWISE NOTED.  
EX) 030- 3pF, 330- 33pF, 331- 330pF, 333- 0.033uF
- ALL RESISTORS ARE IN OHMS 1/4WATTS UNLESS OTHERWISE NOTED.
- THE THICK LINES ON PC BOARD ARE THE PRINTING SIDE OF THE PARTS.
- $\square$  PRINTING SIDE
- CIRCUIT IS SUBJECT TO CHANGE FOR IMPROVEMENT.

**SCHEMATIC DIAGRAMS-17 (SD-17)**  
**HDMI SECTION-3**

1  
2  
3  
4  
5



<Note>  
SD-x:XY is short for Schematic Diagram-x and each socket's location, X=A to H, Y=1 to 5.

- NOTE**
- THE COMPONENTS IDENTIFIED BY MARK  $\triangle$  ARE CRITICAL FOR SAFETY. REPLACE ONLY WITH PART NUMBER SPECIFIED.
  - VOLTAGE (MEASURED WITH VOLTMETER)  $\square$  IS DC VOLTAGE.(NO INPUT SIGNAL).
  - ALL PNP TRANSISTORS ARE EQUIVALENT TO 2SA1015-GR UNLESS OTHERWISE NOTED.
  - ALL NPN TRANSISTORS ARE EQUIVALENT TO 2SC1815-GR UNLESS OTHERWISE NOTED.
  - ALL DIODES ARE EQUIVALENT TO 1SS133 UNLESS OTHERWISE NOTED.
  - ELECTROLYTIC CAPACITORS (  $\text{---} \text{---} \text{---}$  ) ARE IN uF/VV.
  - ALL CAPACITORS ARE IN pF/50VV UNLESS OTHERWISE NOTED.
  - EX) 030- 3pF, 330- 33pF, 331- 330pF, 333- 0.033uF
  - ALL RESISTORS ARE IN OHMS 1/4WATTS UNLESS OTHERWISE NOTED.
  - THE THICK LINES ON PC BOARD ARE THE PRINTING SIDE OF THE PARTS.
  - EX)  $\square$  PRINTING SIDE
  - CIRCUIT IS SUBJECT TO CHANGE FOR IMPROVEMENT.

<Note>  
Refer to SCHEMATIC DIAGRAM-29 (SD-29) for HDMI signal waveforms.

TO SD-18:B2  
TMDS/DDC DATA

TO SD-18:H3  
VIDEO MPU

TO SD-19:E4  
DIGITAL\_VIDEO\_DATA TX(Y,CB,CR:11)

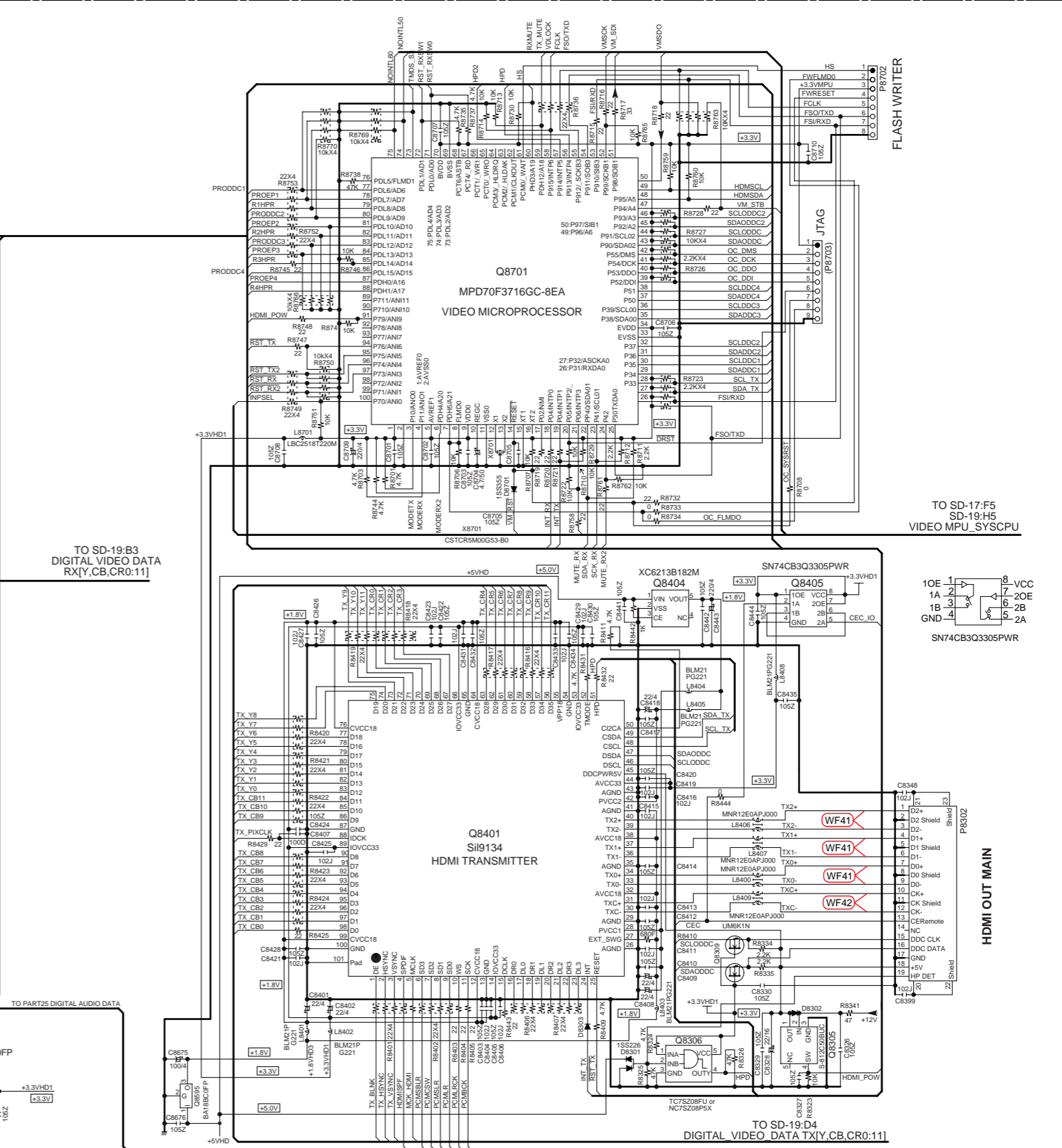
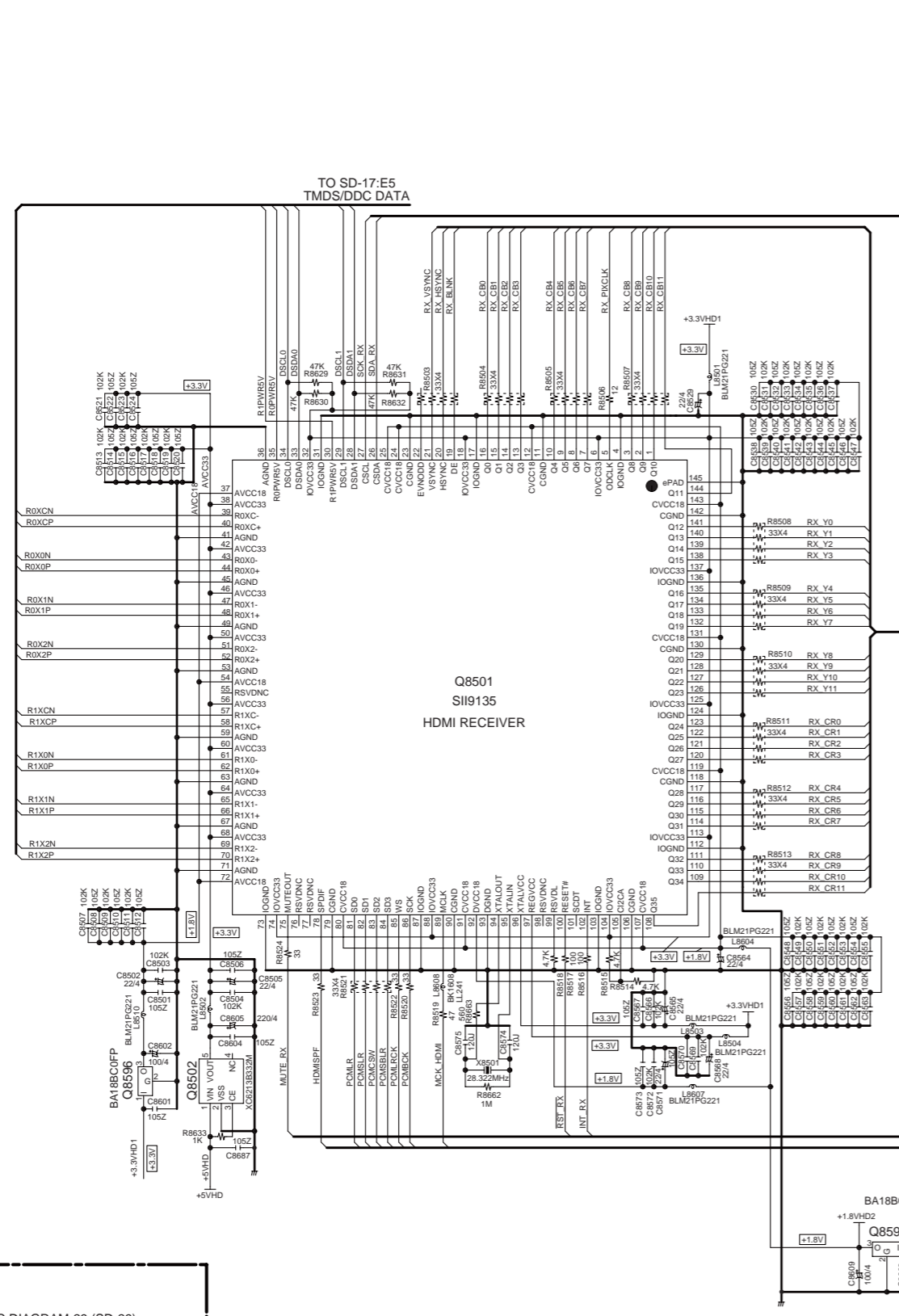
TO SD-19:H5  
DIGITAL\_AUDIO\_DATA

SCHEMATIC DIAGRAMS-18 (SD-18) HDMI SECTION-4

<Note> SD-x:Y is short for Shcematic Diagram-x and each socket's location, X=A to H, Y=1 to 5.

1  
2  
3  
4  
5

NAHDM-9114(4/5)  
U42 HDMI PC BOARD



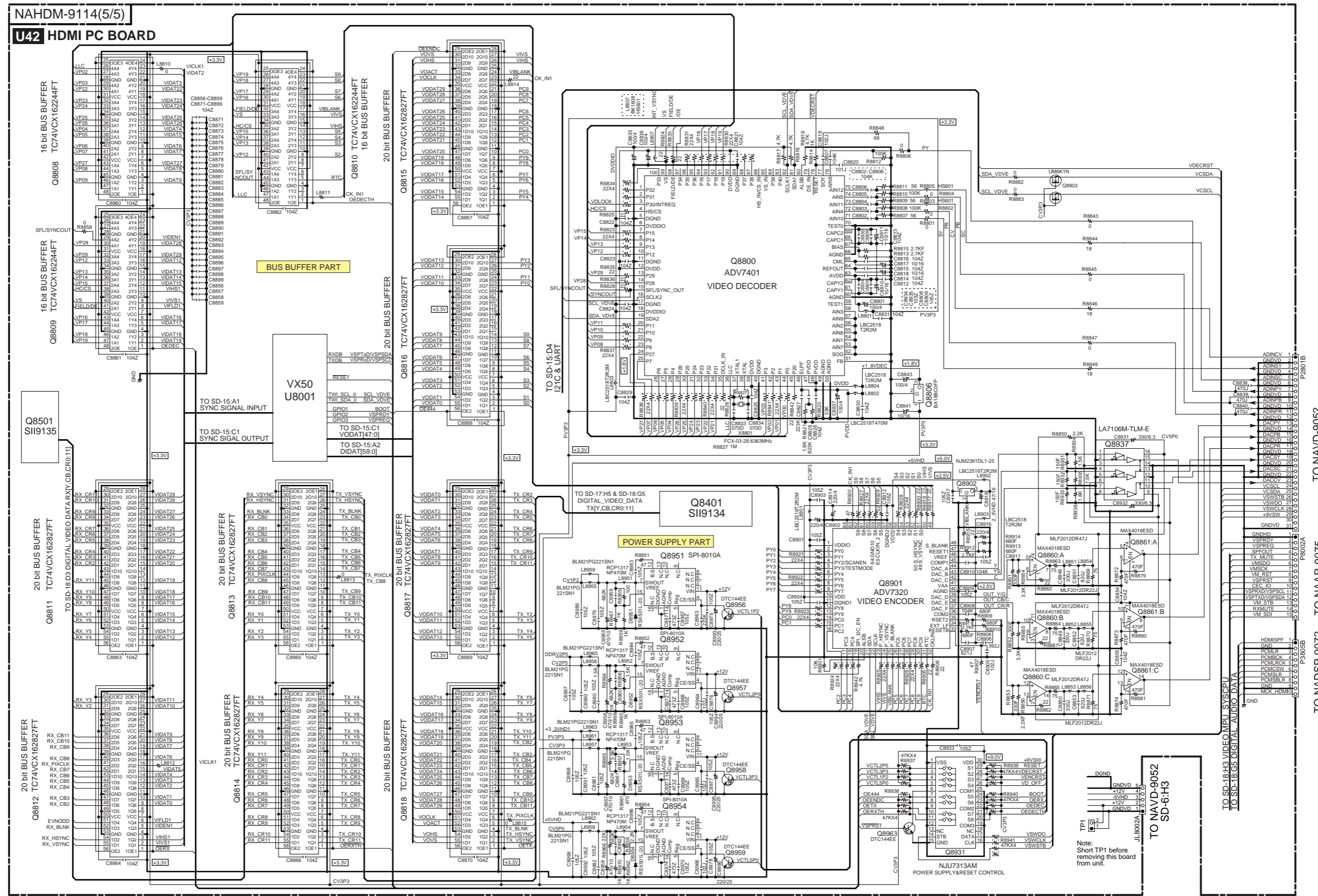
<Note> Refer to SCHEMATIC DIAGRAM-29 (SD-29) for HDMI signal waveforms.

HDMI OUT MAIN

SCHEMATIC DIAGRAMS-19 (SD-19)  
HDMI SECTION-5

<Note>  
SD-x:XY is short for Schematic Diagram-x and  
each socket's location, X=A to H, Y=1 to 5.

1  
2  
3  
4  
5

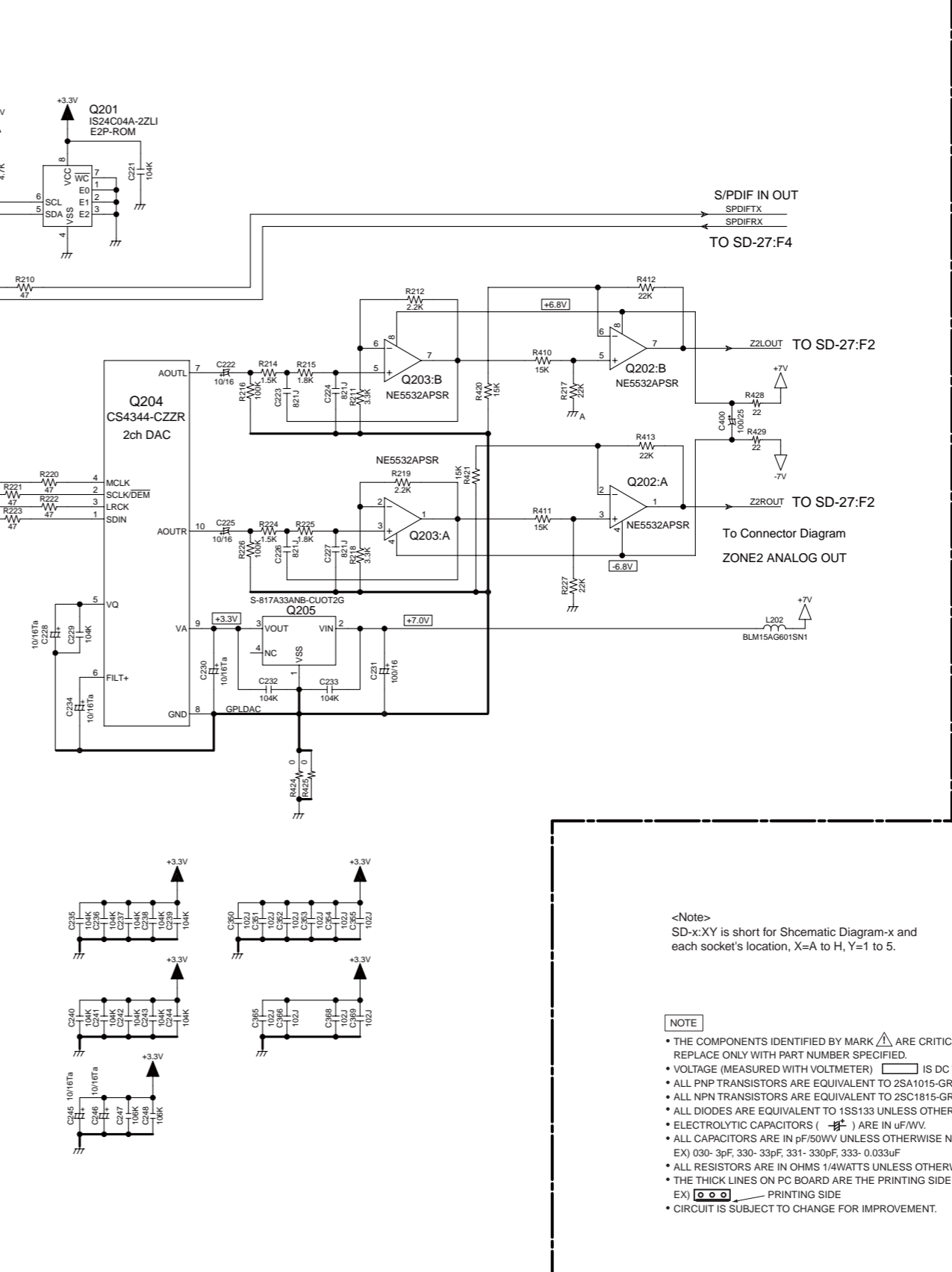
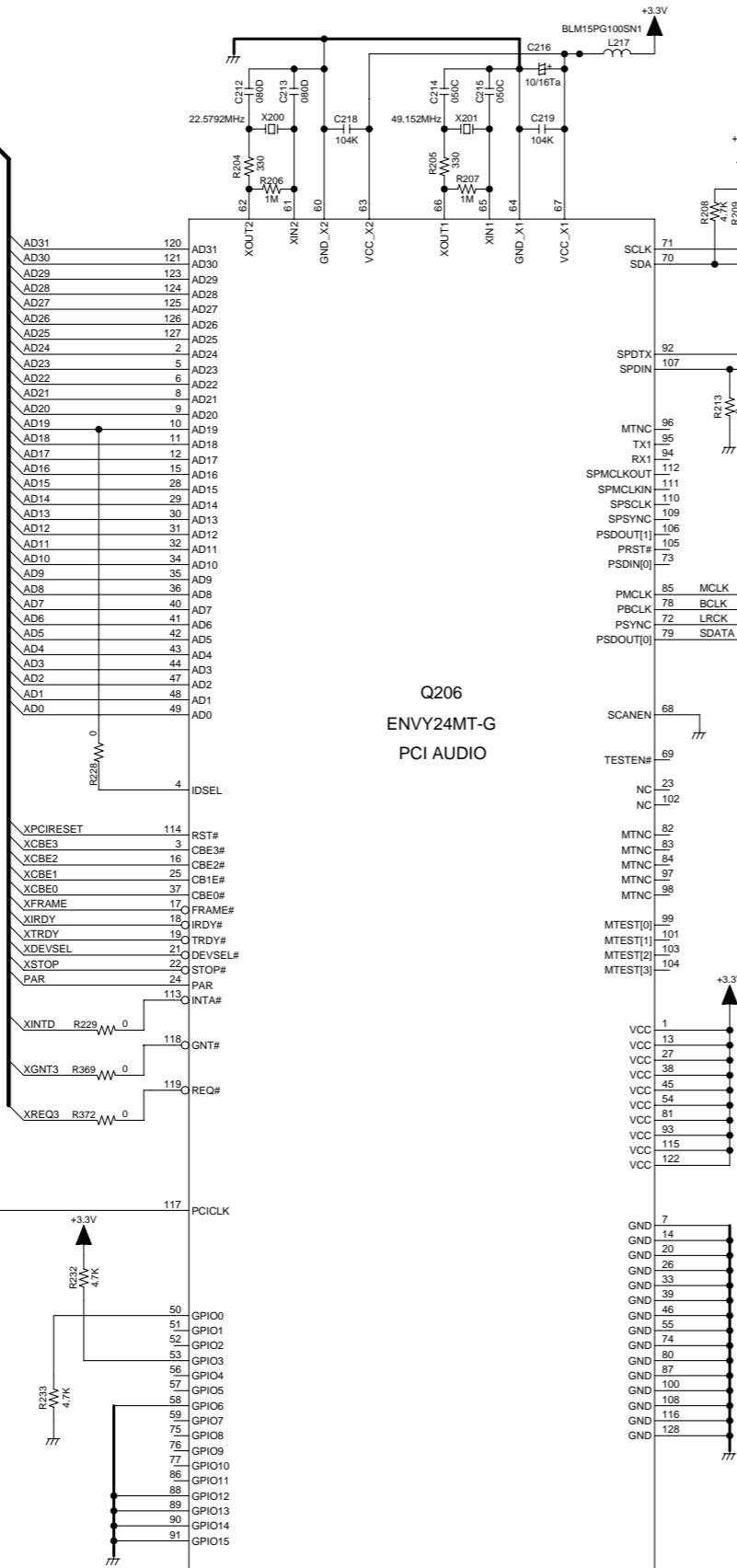


SCHEMATIC DIAGRAMS-20 (SD-20)  
NETWORK SECTION-1

NALAN-9121(1/8)

U44 LAN PC BOARD

TO SD-21:A1  
PCI BUS  
PCICLK3  
TO SD-27:E1



<Note>  
SD-x:XY is short for Shcematic Diagram-x and each socket's location, X=A to H, Y=1 to 5.

- NOTE**
- THE COMPONENTS IDENTIFIED BY MARK ARE CRITICAL FOR SAFETY. REPLACE ONLY WITH PART NUMBER SPECIFIED.
  - VOLTAGE (MEASURED WITH VOLTMETER) IS DC VOLTAGE.(NO INPUT SIGNAL).
  - ALL PNP TRANSISTORS ARE EQUIVALENT TO 2SA1015-GR UNLESS OTHERWISE NOTED.
  - ALL NPN TRANSISTORS ARE EQUIVALENT TO 2SC1815-GR UNLESS OTHERWISE NOTED.
  - ALL DIODES ARE EQUIVALENT TO 1SS133 UNLESS OTHERWISE NOTED.
  - ELECTROLYTIC CAPACITORS ( ) ARE IN uF/WV.
  - ALL CAPACITORS ARE IN pF/50WV UNLESS OTHERWISE NOTED.  
EX) 030- 3pF, 330- 33pF, 331- 330pF, 333- 0.033uF
  - ALL RESISTORS ARE IN OHMS 1/4WATTS UNLESS OTHERWISE NOTED.
  - THE THICK LINES ON PC BOARD ARE THE PRINTING SIDE OF THE PARTS.  
EX) PRINTING SIDE
  - CIRCUIT IS SUBJECT TO CHANGE FOR IMPROVEMENT.

1

2

3

4

5

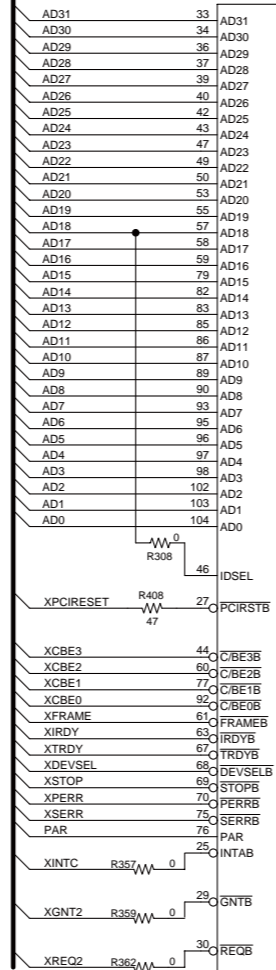
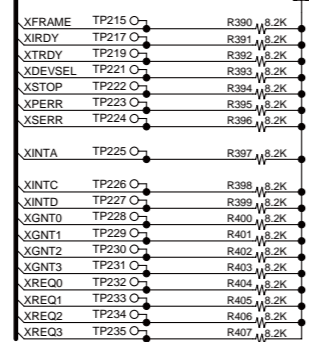
# SCHEMATIC DIAGRAMS-21 (SD-21) NETWORK SECTION-2

NALAN-9121(2/8)

U44 LAN PC BOARD

PCI BUS

TO SD-20:B1



TO SD-27:E1

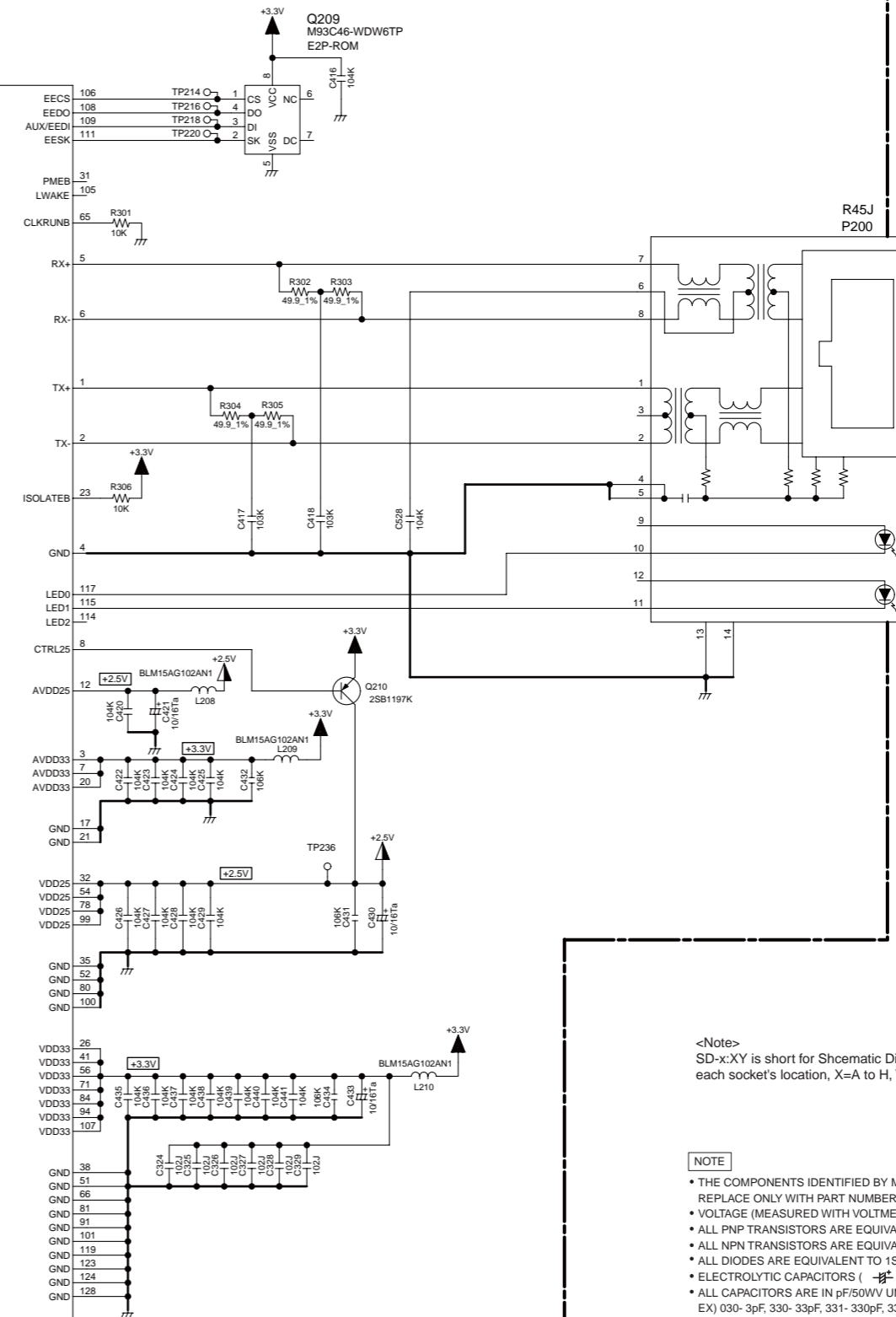
PCICLK2

25MHz

TO SD-27:B3

R354 5.6K

Q211  
RTL8100CL-LF  
ETHERNET CONTROLLER



**SCHEMATIC DIAGRAMS-22 (SD-22)**  
**NETWORK SECTION-3**

A B C D E F G H

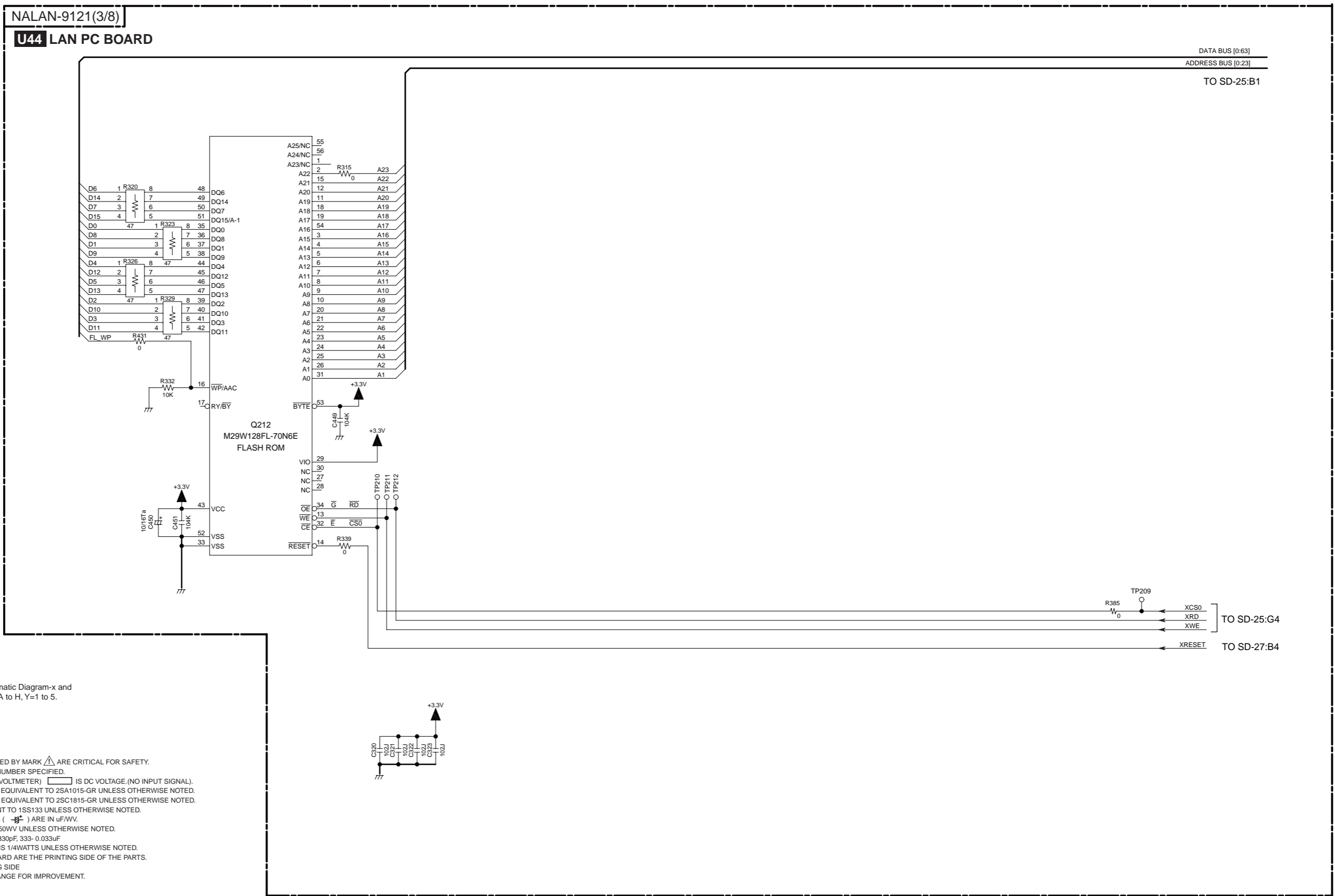
1

2

3

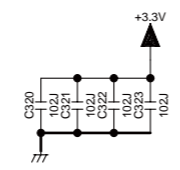
4

5



<Note>  
SD-x:XY is short for Schematic Diagram-x and each socket's location, X=A to H, Y=1 to 5.

- NOTE**
- THE COMPONENTS IDENTIFIED BY MARK  $\Delta$  ARE CRITICAL FOR SAFETY. REPLACE ONLY WITH PART NUMBER SPECIFIED.
  - VOLTAGE (MEASURED WITH VOLTMETER)  $\square$  IS DC VOLTAGE.(NO INPUT SIGNAL).
  - ALL PNP TRANSISTORS ARE EQUIVALENT TO 2SA1015-GR UNLESS OTHERWISE NOTED.
  - ALL NPN TRANSISTORS ARE EQUIVALENT TO 2SC1815-GR UNLESS OTHERWISE NOTED.
  - ALL DIODES ARE EQUIVALENT TO 1SS133 UNLESS OTHERWISE NOTED.
  - ELECTROLYTIC CAPACITORS (  $\text{---} \text{---} \text{---}$  ) ARE IN  $\mu\text{F}/\text{V}$ .
  - ALL CAPACITORS ARE IN pF/50V UNLESS OTHERWISE NOTED.
  - EX) 030- 3pF, 330- 33pF, 331- 330pF, 333- 0.033 $\mu\text{F}$
  - ALL RESISTORS ARE IN OHMS 1/4WATTS UNLESS OTHERWISE NOTED.
  - THE THICK LINES ON PC BOARD ARE THE PRINTING SIDE OF THE PARTS.
  - EX)  $\square$  PRINTING SIDE
  - CIRCUIT IS SUBJECT TO CHANGE FOR IMPROVEMENT.



SCHEMATIC DIAGRAMS-23 (SD-23)  
NETWORK SECTION-4

NALAN-9121(4/8)  
U44 LAN PC BOARD

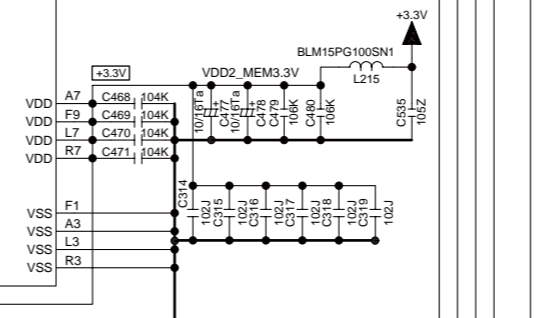
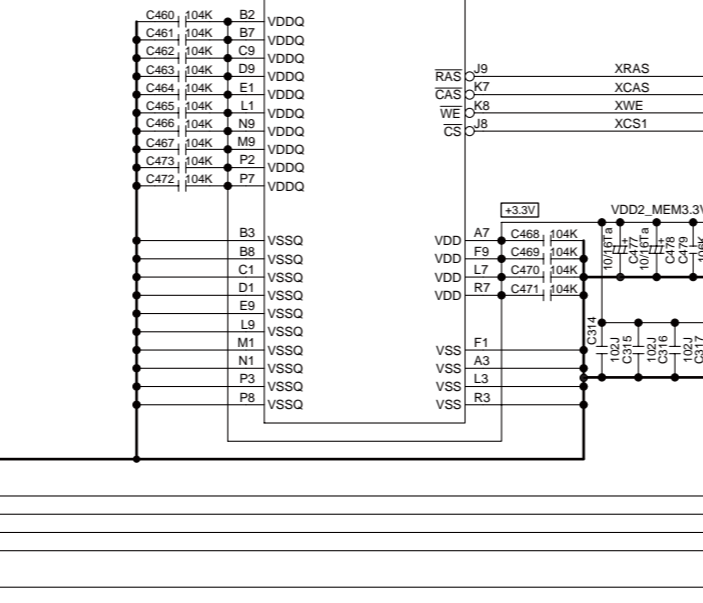
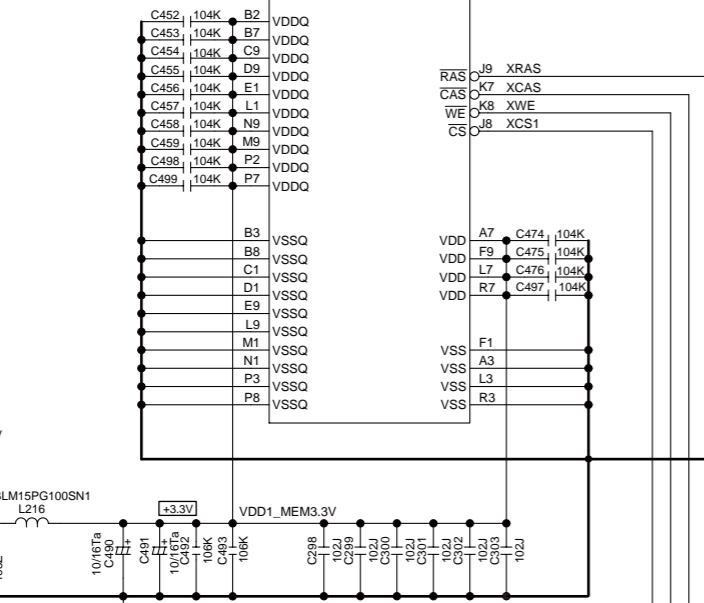
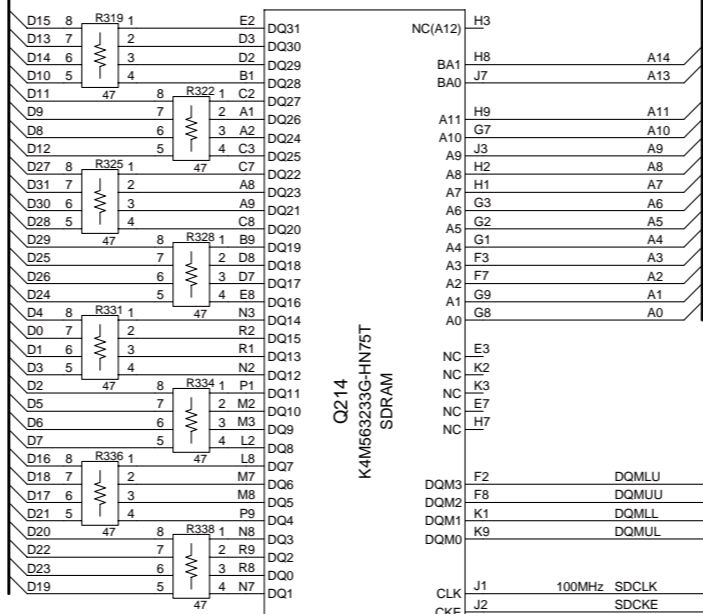
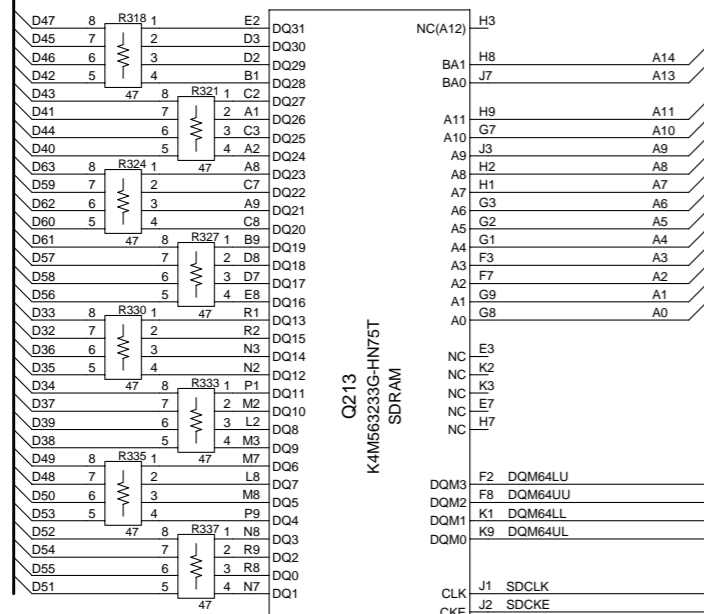
ADDRESS BUS A[0:22]

DATA BUS D[0:64]

TO SD-25:B1

NOTE

- THE COMPONENTS IDENTIFIED BY MARK  $\Delta$  ARE CRITICAL FOR SAFETY. REPLACE ONLY WITH PART NUMBER SPECIFIED.
- VOLTAGE (MEASURED WITH VOLTMETER)  $\square$  IS DC VOLTAGE.(NO INPUT SIGNAL).
- ALL PNP TRANSISTORS ARE EQUIVALENT TO 2SA1015-GR UNLESS OTHERWISE NOTED.
- ALL NPN TRANSISTORS ARE EQUIVALENT TO 2SC1815-GR UNLESS OTHERWISE NOTED.
- ALL DIODES ARE EQUIVALENT TO 1SS133 UNLESS OTHERWISE NOTED.
- ELECTROLYTIC CAPACITORS (  $\text{---}$  ) ARE IN  $\mu\text{F/WV}$ .
- ALL CAPACITORS ARE IN  $\text{pF/50V}$  UNLESS OTHERWISE NOTED.  
EX) 030- 3pF, 330- 33pF, 331- 330pF, 333- 0.033 $\mu\text{F}$
- ALL RESISTORS ARE IN OHMS 1/4WATTS UNLESS OTHERWISE NOTED.
- THE THICK LINES ON PC BOARD ARE THE PRINTING SIDE OF THE PARTS.  
EX)  $\square$  PRINTING SIDE
- CIRCUIT IS SUBJECT TO CHANGE FOR IMPROVEMENT.



TO SD-25:G4-G5

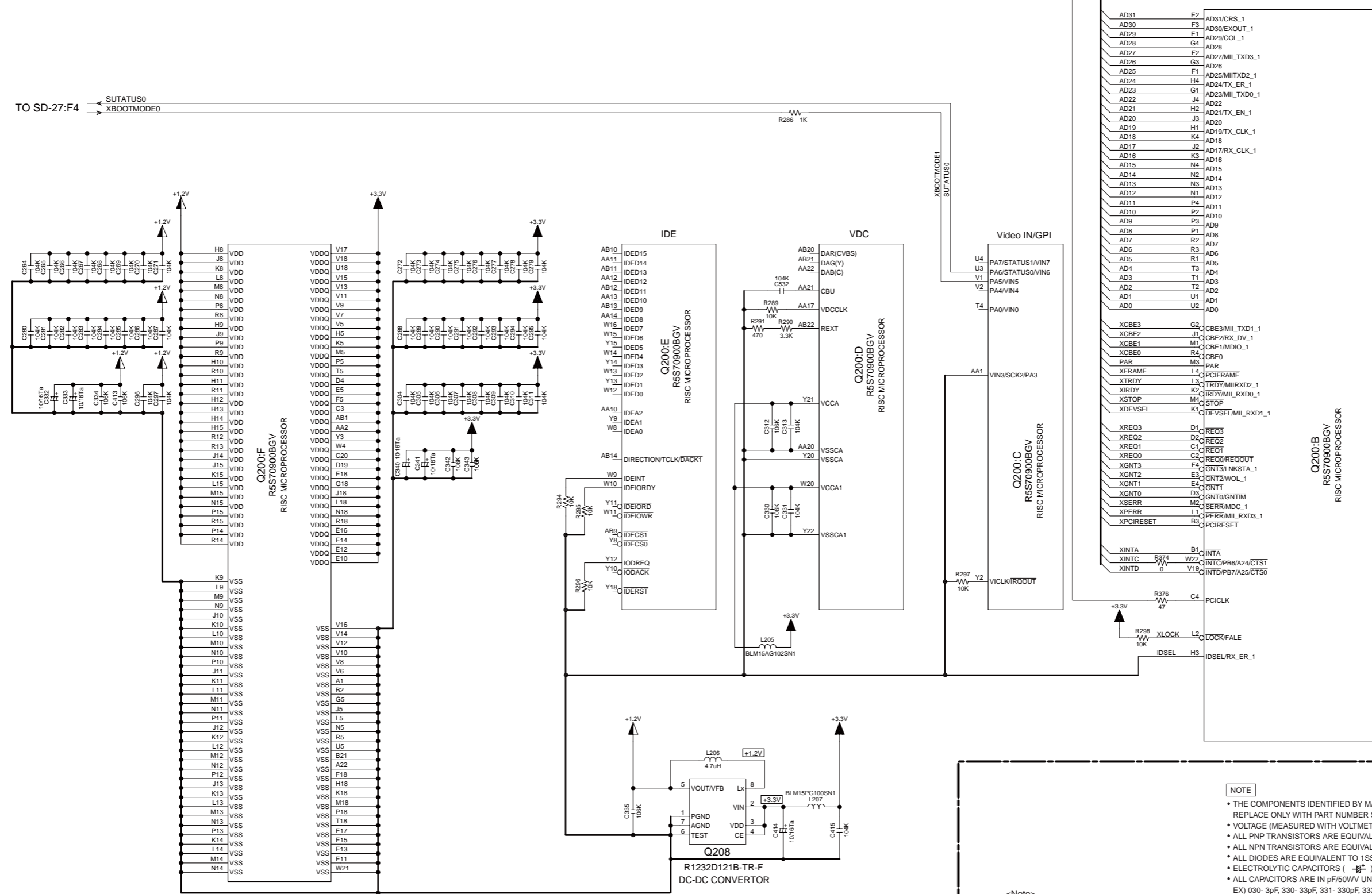
- DQMLU
- DQMUU
- DQMLL
- DQMUL
- DQM64LU
- DQM64UU
- DQM64LL
- DQM64UL
- SDCLK
- SDCKE
- XRAS
- XCAS
- XWE
- XCS1

1  
2  
3  
4  
5

SCHEMATIC DIAGRAMS-24 (SD-24) NETWORK SECTION-5

NALAN-9121(5/8) U44 LAN PC BOARD

TO SD-21:A1 PCI BUS  
TO SD-27:B1 PCICLK  
TO SD-27:F4 SUTATUS0  
XBOOTMODE0



- NOTE**
- THE COMPONENTS IDENTIFIED BY MARK  $\Delta$  ARE CRITICAL FOR SAFETY. REPLACE ONLY WITH PART NUMBER SPECIFIED.
  - VOLTAGE (MEASURED WITH VOLTMETER)  $\square$  IS DC VOLTAGE.(NO INPUT SIGNAL).
  - ALL PNP TRANSISTORS ARE EQUIVALENT TO 2SA1015-GR UNLESS OTHERWISE NOTED.
  - ALL NPN TRANSISTORS ARE EQUIVALENT TO 2SC1815-GR UNLESS OTHERWISE NOTED.
  - ALL DIODES ARE EQUIVALENT TO 1SS133 UNLESS OTHERWISE NOTED.
  - ELECTROLYTIC CAPACITORS (  $\text{---}$  ) ARE IN uF/WV.
  - ALL CAPACITORS ARE IN pF/50WV UNLESS OTHERWISE NOTED.  
EX) 030- 3pF, 330- 33pF, 331- 330pF, 333- 0.033uF
  - ALL RESISTORS ARE IN OHMS 1/4WATTS UNLESS OTHERWISE NOTED.
  - THE THICK LINES ON PC BOARD ARE THE PRINTING SIDE OF THE PARTS.  
EX)  $\square$  PRINTING SIDE
  - CIRCUIT IS SUBJECT TO CHANGE FOR IMPROVEMENT.

<Note>  
SD-x:XY is short for Schematic Diagram-x and each socket's location, X=A to H, Y=1 to 5.

1

2

3

4

5

SCHEMATIC DIAGRAMS-25 (SD-25)  
NETWORK SECTION-6

NALAN-9121(6/8) U44 LAN PC BOARD

TO SD-22:H1 & SD-23:F1  
ADDRESS BUS [0:23]  
DATA BUS [0:63]

- NOTE
- THE COMPONENTS IDENTIFIED BY MARK  $\Delta$  ARE CRITICAL FOR SAFETY. REPLACE ONLY WITH PART NUMBER SPECIFIED.
  - VOLTAGE (MEASURED WITH VOLTMETER)  $\square$  IS DC VOLTAGE (NO INPUT SIGNAL).
  - ALL PNP TRANSISTORS ARE EQUIVALENT TO 2SA1015-GR UNLESS OTHERWISE NOTED.
  - ALL NPN TRANSISTORS ARE EQUIVALENT TO 2SC1815-GR UNLESS OTHERWISE NOTED.
  - ALL DIODES ARE EQUIVALENT TO 1S1133 UNLESS OTHERWISE NOTED.
  - ELECTROLYTIC CAPACITORS (  $\square$  ) ARE IN uF/WV.
  - ALL CAPACITORS ARE IN pF/50WV UNLESS OTHERWISE NOTED.  
EX) 030- 3pF, 330- 33pF, 331- 330pF, 333- 0.033uF
  - ALL RESISTORS ARE IN OHMS 1/4WATTS UNLESS OTHERWISE NOTED.
  - THE THICK LINES ON PC BOARD ARE THE PRINTING SIDE OF THE PARTS.  
EX)  $\square$  PRINTING SIDE
  - CIRCUIT IS SUBJECT TO CHANGE FOR IMPROVEMENT.

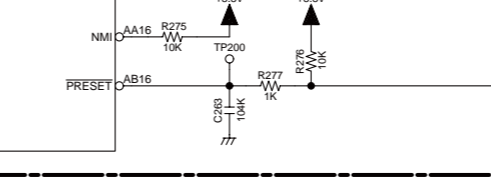
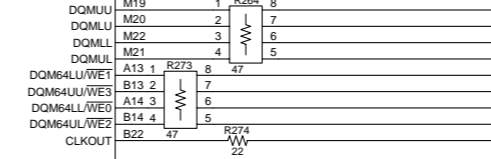
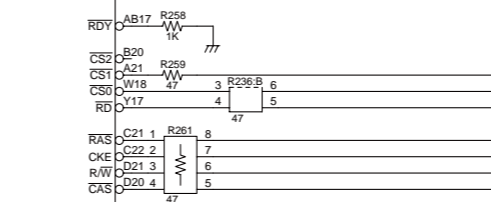
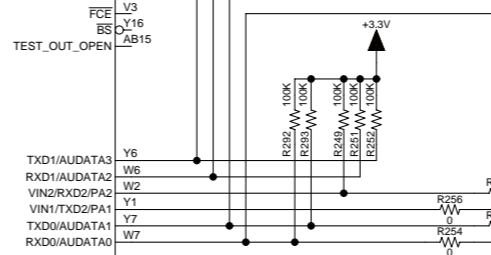
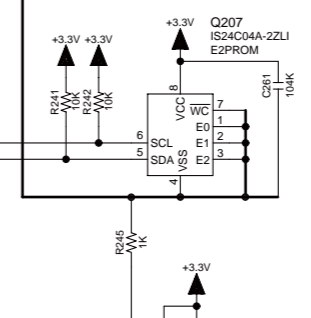
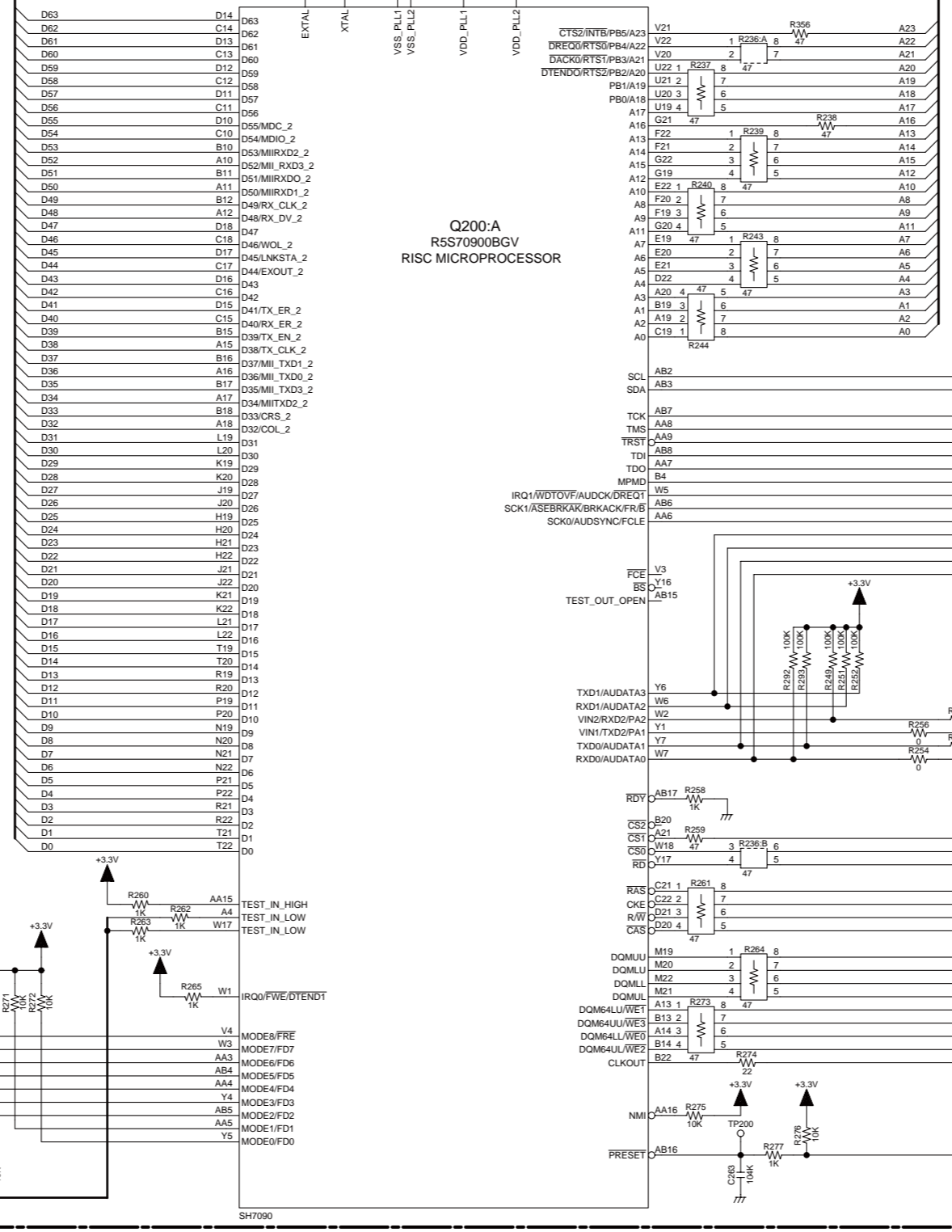
1

2

3

4

5



TO SD-27:B4,D4  
USER DEBUG TERMINAL

TO SD-27:F4

TO SD-23:H5  
MEMORY SECTION

TO SD-27:F4

<Note>  
SD-x:XY is short for Schematic Diagram-x and each socket's location, X=A to H, Y=1 to 5.

**SCHEMATIC DIAGRAMS-26 (SD-26)**  
**NETWORK SECTION-7**

NALAN-9121(7/8)

**U44 LAN PC BOARD**

1

2

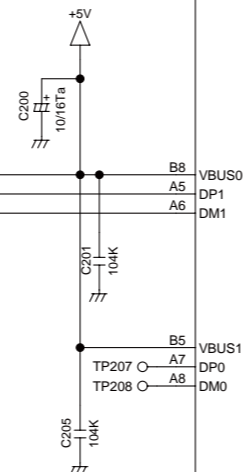
3

4

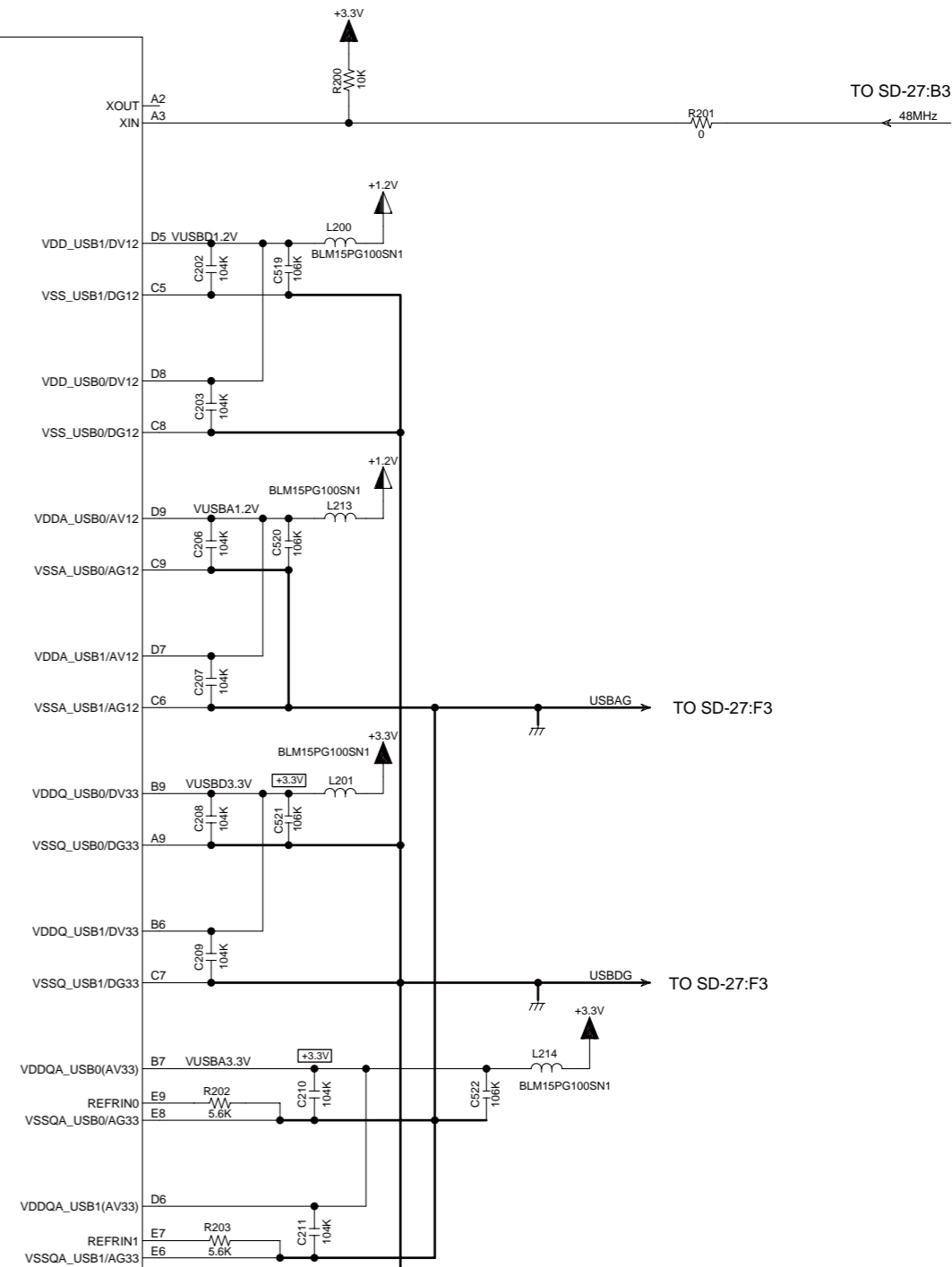
5

← VBUS1  
← DP1  
← DM1  
← USB1 GND

TO SD-27:F3



Q200:G  
R5S70900BGV  
RISC MICROPROCESSOR



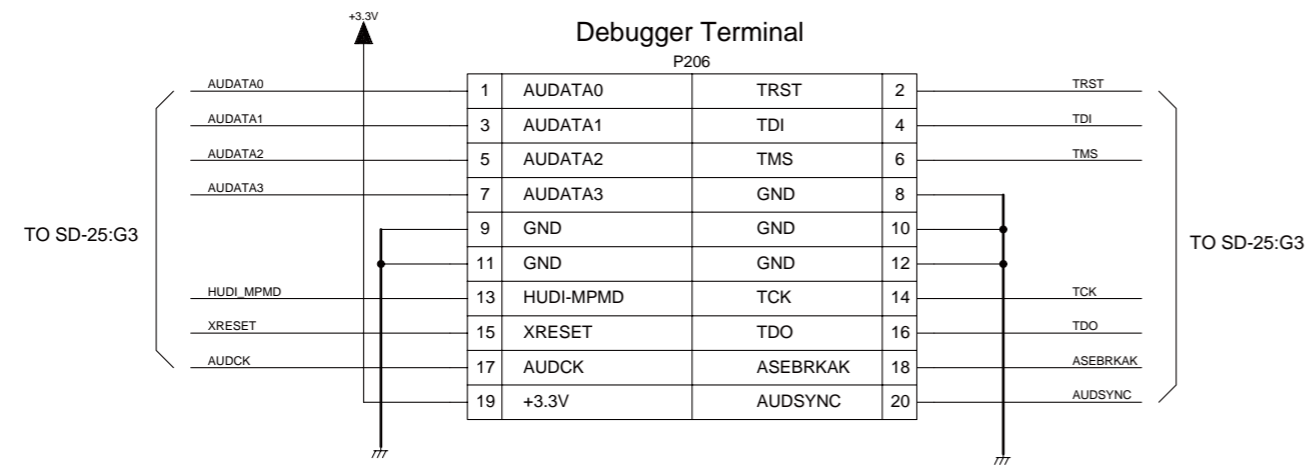
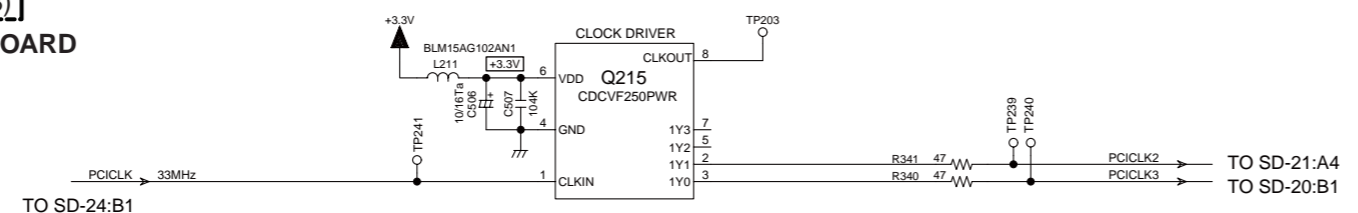
<Note>  
SD-x:XY is short for Shcematic Diagram-x and each socket's location, X=A to H, Y=1 to 5.

- NOTE**
- THE COMPONENTS IDENTIFIED BY MARK ARE CRITICAL FOR SAFETY. REPLACE ONLY WITH PART NUMBER SPECIFIED.
  - VOLTAGE (MEASURED WITH VOLTMETER) IS DC VOLTAGE.(NO INPUT SIGNAL).
  - ALL PNP TRANSISTORS ARE EQUIVALENT TO 2SA1015-GR UNLESS OTHERWISE NOTED.
  - ALL NPN TRANSISTORS ARE EQUIVALENT TO 2SC1815-GR UNLESS OTHERWISE NOTED.
  - ALL DIODES ARE EQUIVALENT TO 1SS133 UNLESS OTHERWISE NOTED.
  - ELECTROLYTIC CAPACITORS ( ) ARE IN uF/VV.
  - ALL CAPACITORS ARE IN pF/50VV UNLESS OTHERWISE NOTED.  
EX) 030- 3pF, 330- 33pF, 331- 330pF, 333- 0.033uF
  - ALL RESISTORS ARE IN OHMS 1/4WATTS UNLESS OTHERWISE NOTED.
  - THE THICK LINES ON PC BOARD ARE THE PRINTING SIDE OF THE PARTS.  
EX) PRINTING SIDE
  - CIRCUIT IS SUBJECT TO CHANGE FOR IMPROVEMENT.

**SCHEMATIC DIAGRAMS-27 (SD-27)**  
**NETWORK SECTION-8**

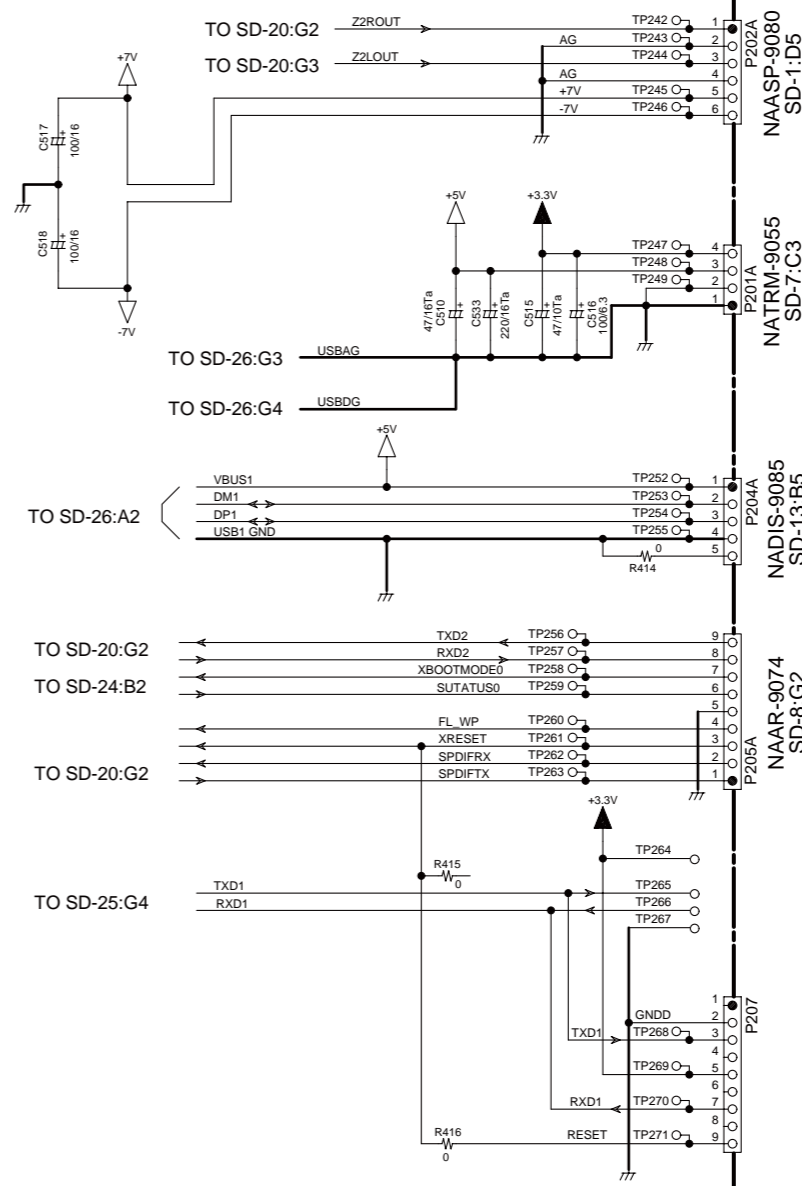
NALAN-9121(8/8)

**U44 LAN PC BOARD**



<Note>  
SD-x:XY is short for Schematic Diagram-x and each socket's location, X=A to H, Y=1 to 5.

- NOTE**
- THE COMPONENTS IDENTIFIED BY MARK  $\Delta$  ARE CRITICAL FOR SAFETY. REPLACE ONLY WITH PART NUMBER SPECIFIED.
  - VOLTAGE (MEASURED WITH VOLTMETER)  $\square$  IS DC VOLTAGE (NO INPUT SIGNAL).
  - ALL PNP TRANSISTORS ARE EQUIVALENT TO 2SA1015-GR UNLESS OTHERWISE NOTED.
  - ALL NPN TRANSISTORS ARE EQUIVALENT TO 2SC1815-GR UNLESS OTHERWISE NOTED.
  - ALL DIODES ARE EQUIVALENT TO 1SS133 UNLESS OTHERWISE NOTED.
  - ELECTROLYTIC CAPACITORS (  $\text{---}$  ) ARE IN  $\mu\text{F/WV}$ .
  - ALL CAPACITORS ARE IN pF/50WV UNLESS OTHERWISE NOTED.  
EX) 030-3pF, 330-33pF, 331-330pF, 333-0.033 $\mu\text{F}$
  - ALL RESISTORS ARE IN OHMS 1/4WATTS UNLESS OTHERWISE NOTED.
  - THE THICK LINES ON PC BOARD ARE THE PRINTING SIDE OF THE PARTS.  
EX)  $\square$  PRINTING SIDE
  - CIRCUIT IS SUBJECT TO CHANGE FOR IMPROVEMENT.



**SCHEMATIC DIAGRAMS-28 (SD-28)**  
**HD RADIO SECTION**

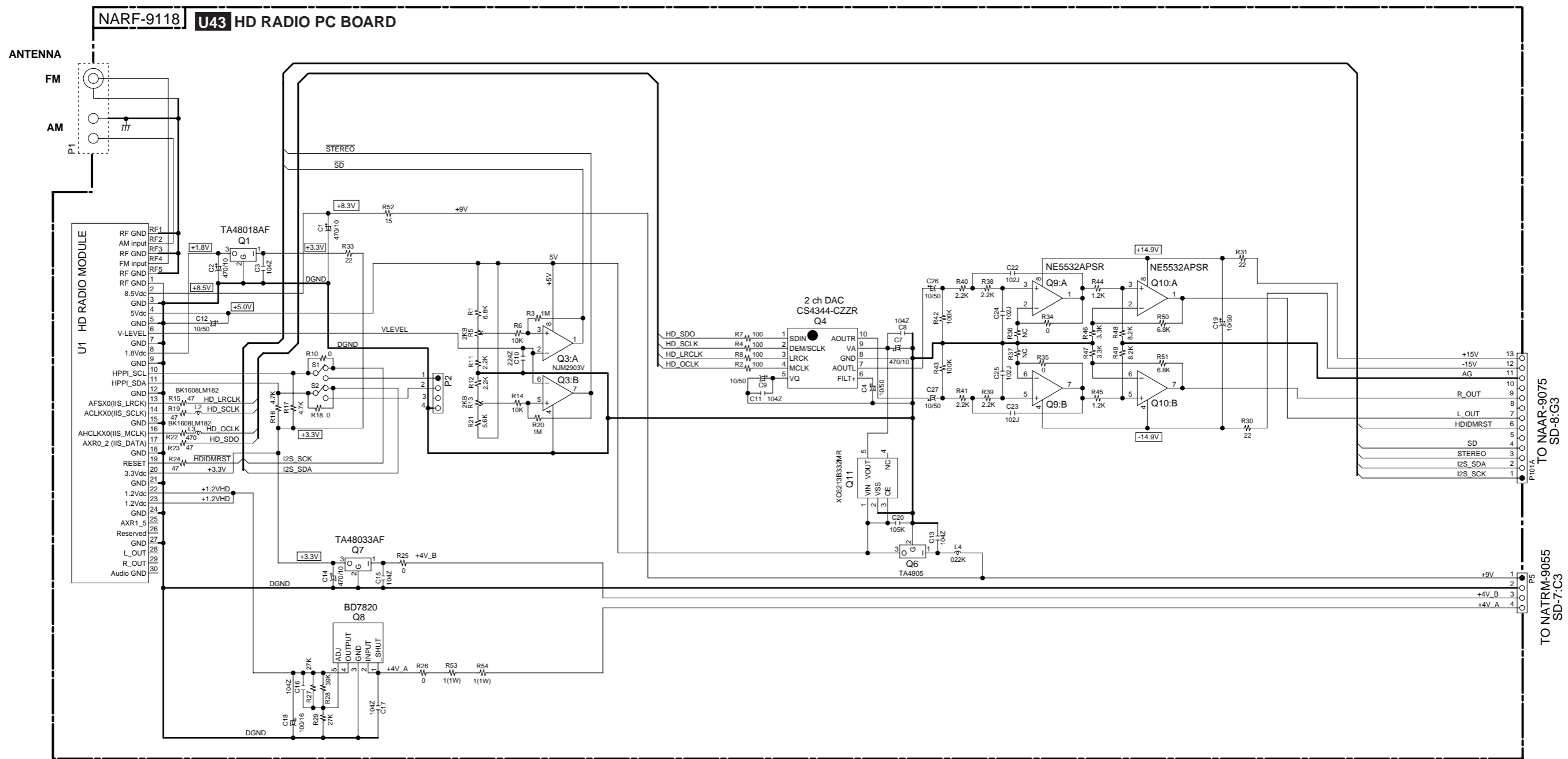
1

2

3

4

5



TO NAAR-9075  
SD-8:G3

TO NATRM-9055  
SD-7:C3

<Note>  
SD-x:XY is short for Schematic Diagram-x and each socket's location, X=A to H, Y=1 to 5.

- NOTE**
- THE COMPONENTS IDENTIFIED BY MARK ARE CRITICAL FOR SAFETY. REPLACE ONLY WITH PART NUMBER SPECIFIED.
  - VOLTAGE (MEASURED WITH VOLTMETER) IS DC VOLTAGE.(NO INPUT SIGNAL).
  - ALL PNP TRANSISTORS ARE EQUIVALENT TO 2SA1015-GR UNLESS OTHERWISE NOTED.
  - ALL NPN TRANSISTORS ARE EQUIVALENT TO 2SC1815-GR UNLESS OTHERWISE NOTED.
  - ALL DIODES ARE EQUIVALENT TO 1SS133 UNLESS OTHERWISE NOTED.
  - ELECTROLYTIC CAPACITORS ( ) ARE IN uF/WV.
  - ALL CAPACITORS ARE IN pF/50WV UNLESS OTHERWISE NOTED.
  - EX) 030- 3pF, 330- 33pF, 331- 330pF, 333- 0.033uF
  - ALL RESISTORS ARE IN OHMS 1/4WATTS UNLESS OTHERWISE NOTED.
  - THE THICK LINES ON PC BOARD ARE THE PRINTING SIDE OF THE PARTS.
  - EX) PRINTING SIDE
  - CIRCUIT IS SUBJECT TO CHANGE FOR IMPROVEMENT.

**SCHEMATIC DIAGRAM-29 (SD-29)  
WAVEFORM SECTION**

1

**Digital Audio Waveform Part**

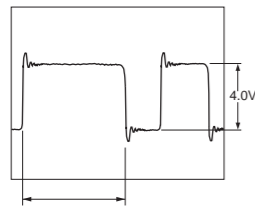
**NOTE:**

1. (WF01) is short for (Waveform01)
2. Refer to SD-9(SCHEMATIC DIAGRAM-9) for the location of each waveform on circuit.
3. SD-x:XY is short for Schematic Diagram-x and each socket's location, X=A to H, Y=1 to 5.

LR CLOCK (SAI\_LRCK, CX\_LRCK)  
Fs=48kHz : DVD, Clock width=20.8us  
Fs=44.1kHz : CD, Clock width=22.7us

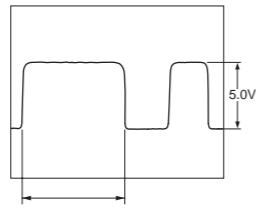
BIT CLOCK (SAI\_SLCK, CX\_SLCK)  
64Fs=3072kHz : DVD, Clock width=325ns  
64Fs=2822.4kHz : CD, Clock width=354ns

(WF01) OPT1 (SD-9:B2)



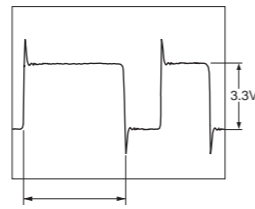
Duty varies according to audio data

(WF02) COAX1 (SD-9:C2)



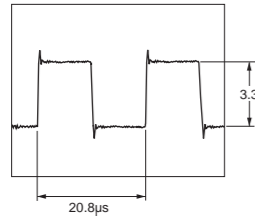
Duty always varies according to audio data

(WF03) SAI\_SDOUT (SD-9:B4)

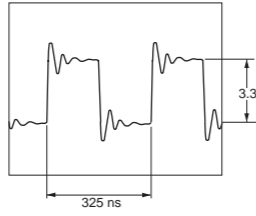


Duty varies according to audio data

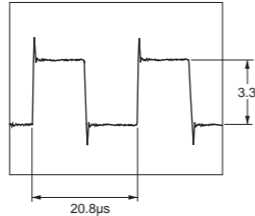
(WF04) SAI\_LRCK (SD-9:B4)



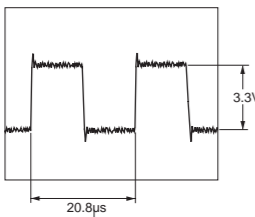
(WF05) SAI\_SLCK (SD-9:C4)



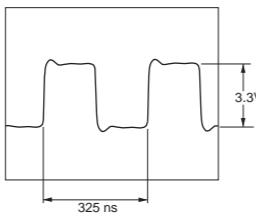
(WF06) DATA (SD-9:D4)



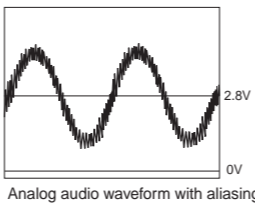
(WF07) LRCK4 (SD-9:D4)



(WF08) BCK4 (SD-9:D4)

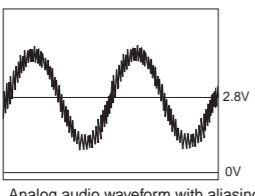


(WF09) DAC\_OUT- (SD-9:E4)



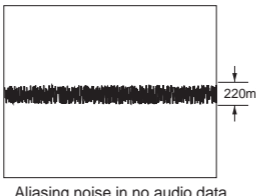
Analog audio waveform with aliasing noise

(WF10) AUDIO\_FL (SD-9:G3)



Analog audio waveform with aliasing noise

(WF10) AUDIO\_FL (SD-9:G3)



Aliasing noise in no audio data

2

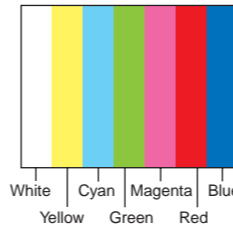
3

4

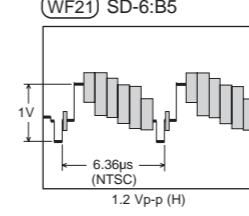
5

**Video Waveform Part**

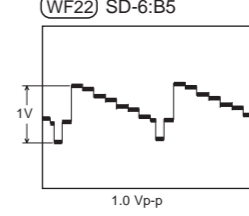
**Video source color and pattern**



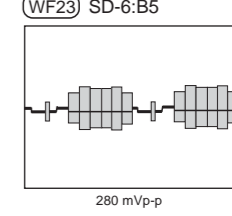
Composite waveform (WF21) SD-6:B5



S-Video Y waveform (WF22) SD-6:B5



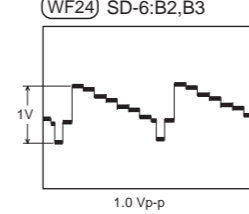
S-Video C waveform (WF23) SD-6:B5



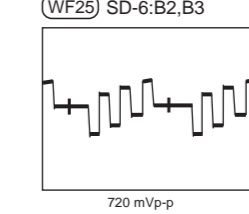
**NOTE:**

1. (WF21) is short for (Waveform21)
2. Refer to SD-6(SCHEMATIC DIAGRAM-6) for the location of each waveform on circuit.
3. SD-x:XY is short for Schematic Diagram-x and each socket's location, X=A to H, Y=1 to 5.
4. In the case that video outputs are not connected to video devices, video signal output levels are doubled.

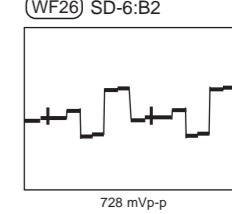
Component Y waveform (WF24) SD-6:B2,B3



Component PB waveform (WF25) SD-6:B2,B3



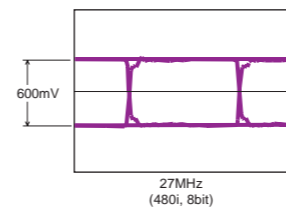
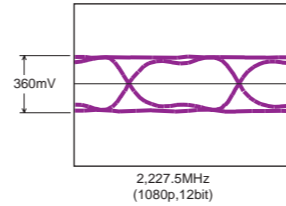
Component PR waveform (WF26) SD-6:B2



**HDMI Waveform Part**

**HDMI D0,D1,D2 waveform**

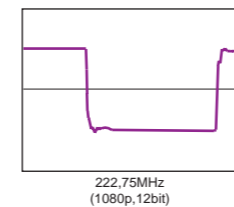
(WF41) SD-17:B5, H4 /SD-18:4G



D0,D1,D2 Eye-pattern waveform, frequency and level vary according to video resolution, aspect and profile. Waveforms above are examples.

**HDMI CK waveform**

(WF42) SD-17:B5, H4 /SD-18:4G

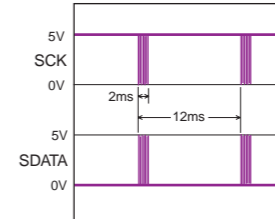


CK waveform, frequency and level differ according to video resolution, aspect and profile. D0,D1,D2 are just CK x10.

**FL Driver IC Control Waveform Part**

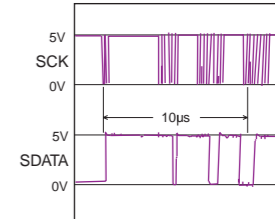
**SCK/SDATA waveform**

(WF61) SD-13:D2, F2



**SCK/SDATA waveform**

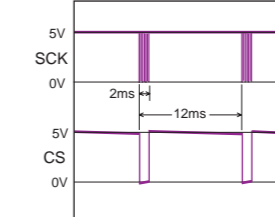
(WF61) SD-13:D2, F2



SDATA waveform varies according to the data content

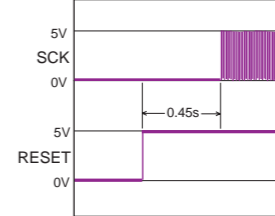
**SCK/CS waveform**

(WF62) SD-13:D2, F2



**SCK/RESET waveform**

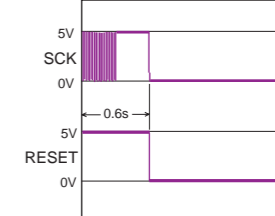
(WF63) SD-13:D2, F2



When power on

**SCK/RESET waveform**

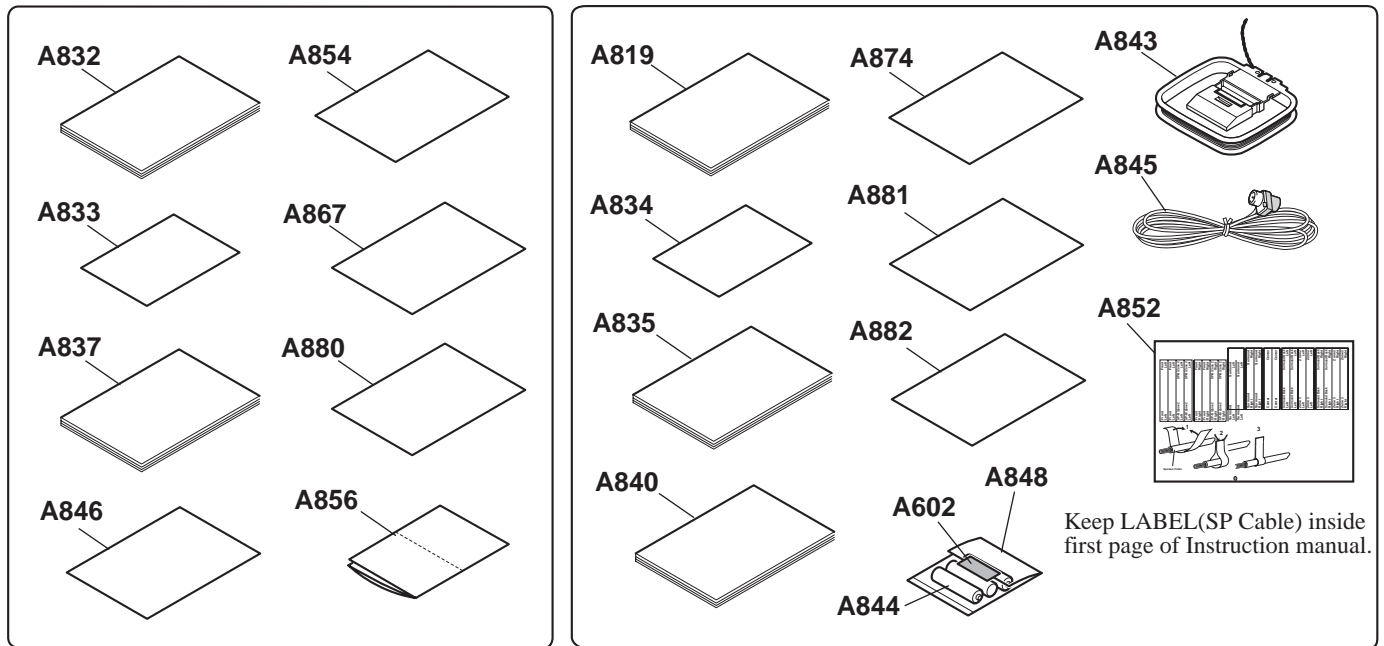
(WF63) SD-13:D2, F2



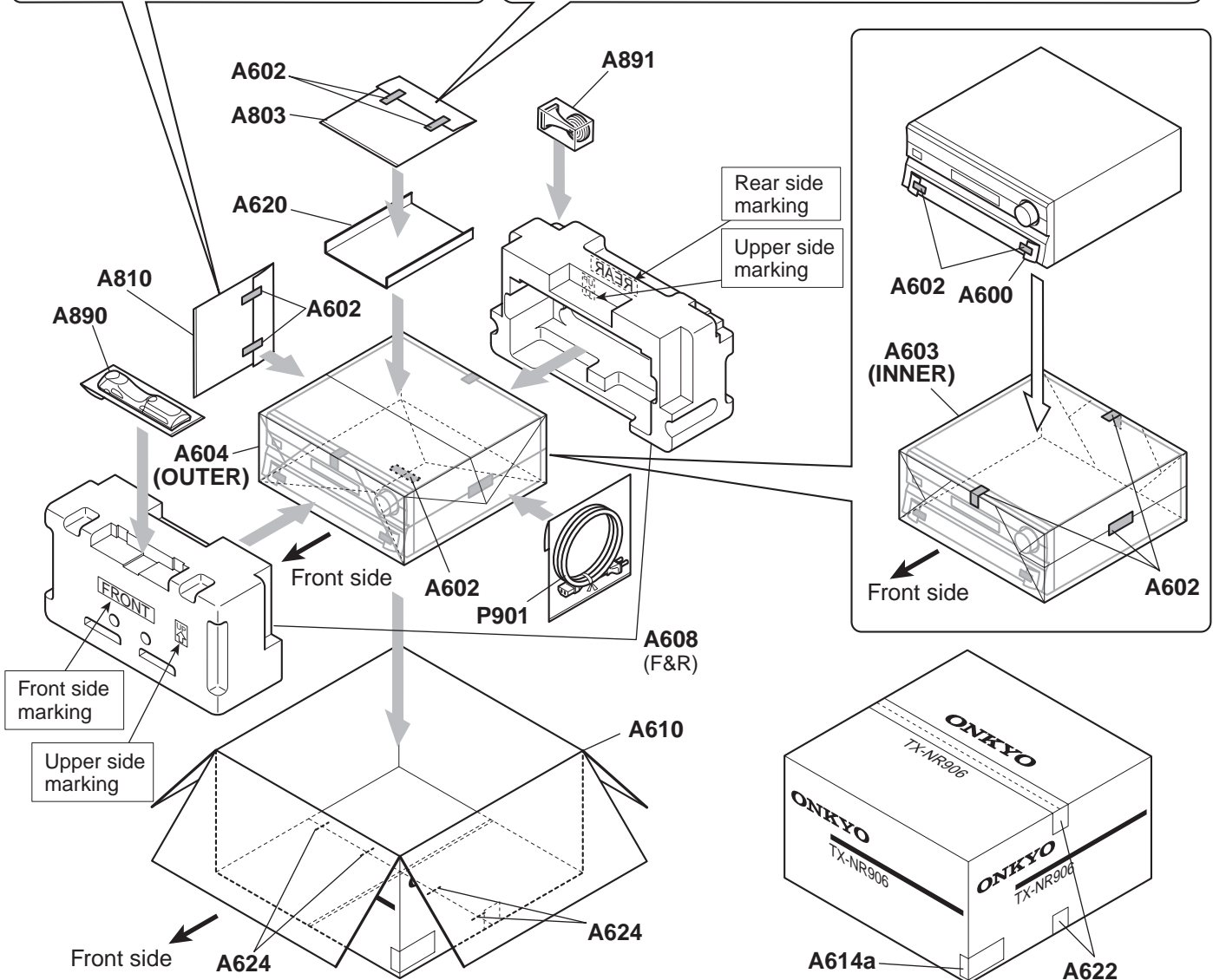
When power off

**PACKING PROCEDURE-1**

DC, DD Type

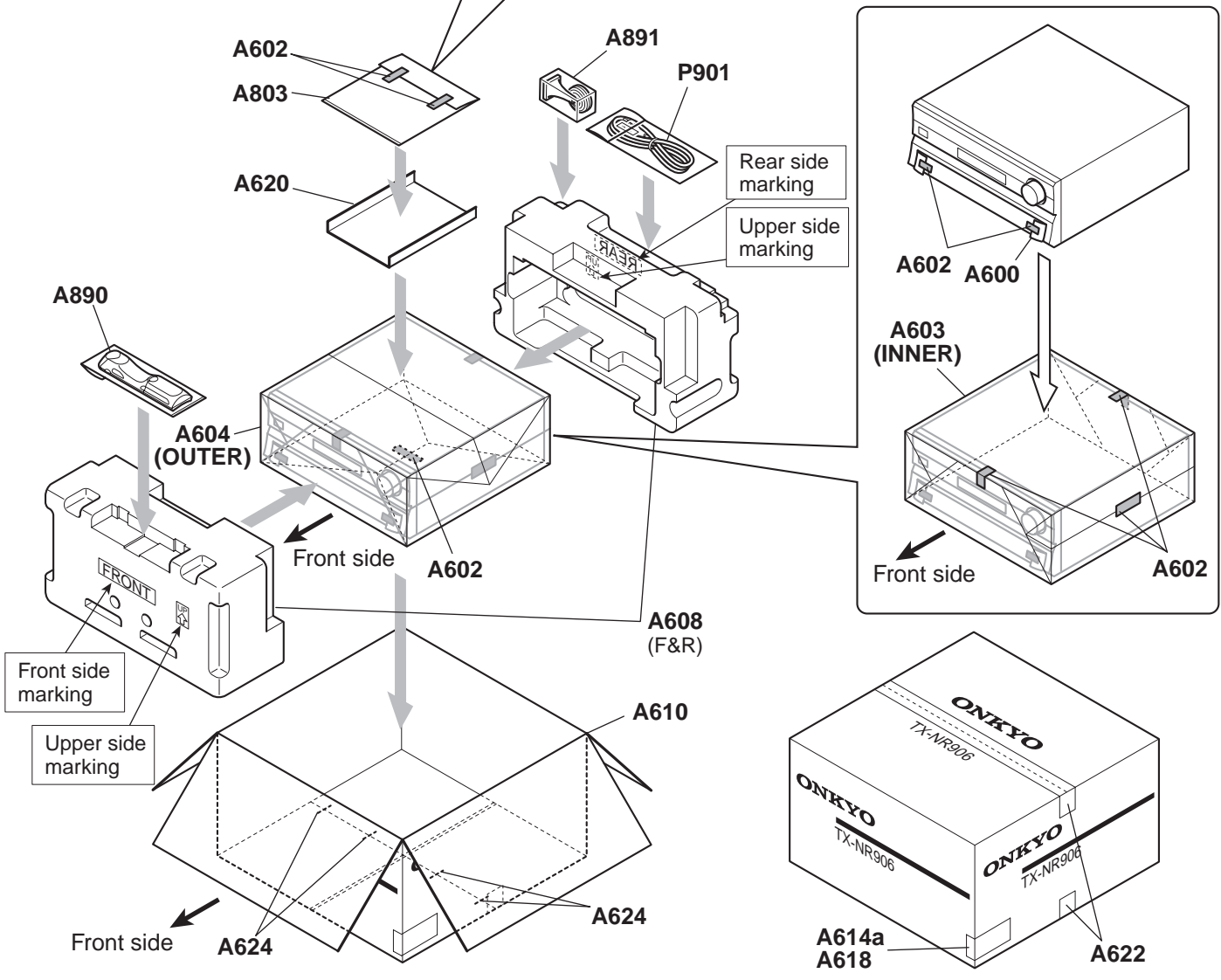
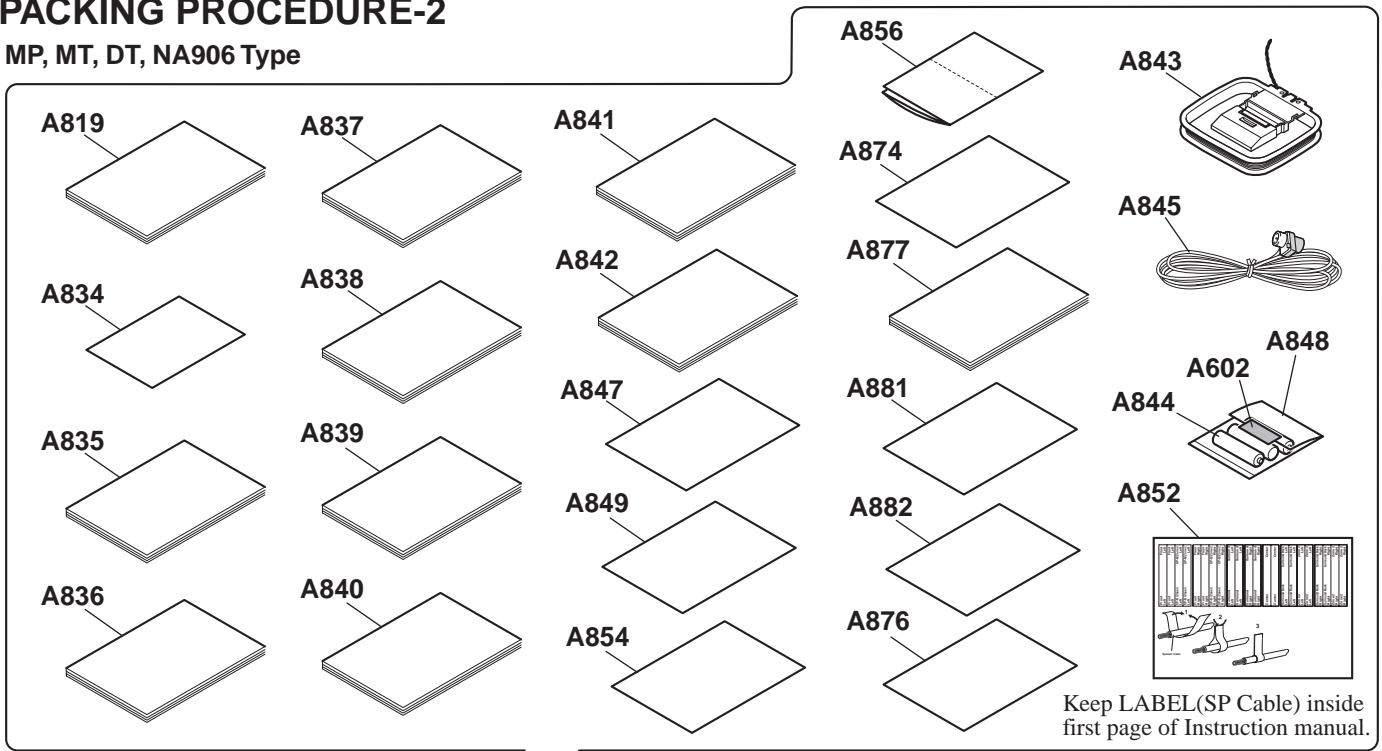


Keep LABEL(SP Cable) inside first page of Instruction manual.



# PACKING PROCEDURE-2

MP, MT, DT, NA906 Type



A B C D E F G H

PRINTED CIRCUIT BOARD VIEWS-1

**U01** AMPLIFIER PC BOARD (NAAF-9039)

Component side

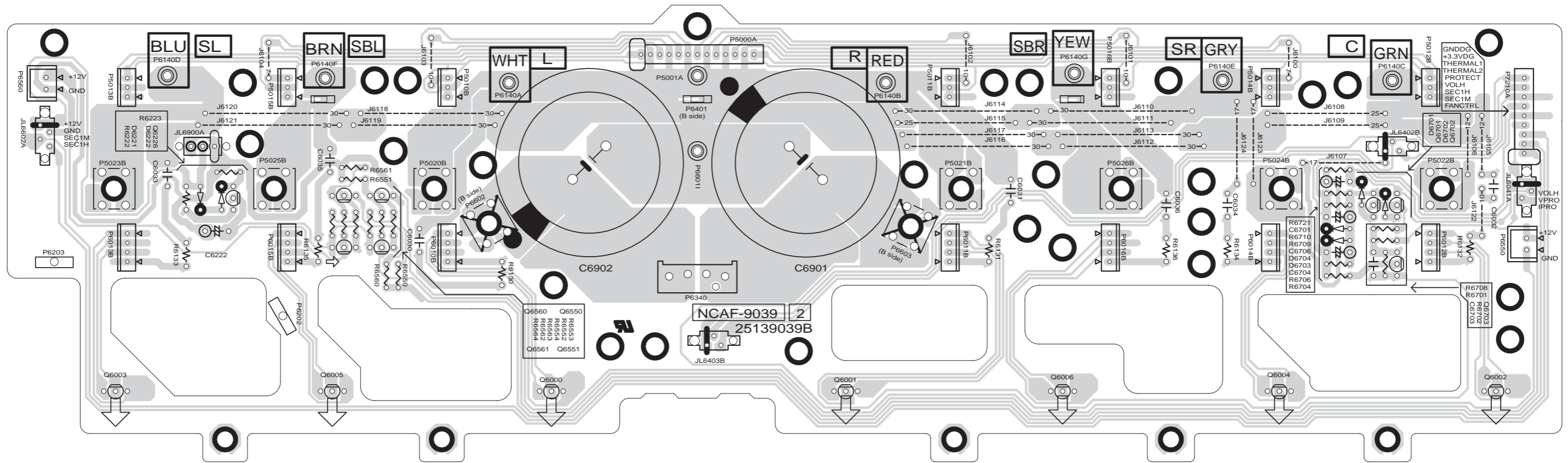
1

2

3

4

5



A

B

C

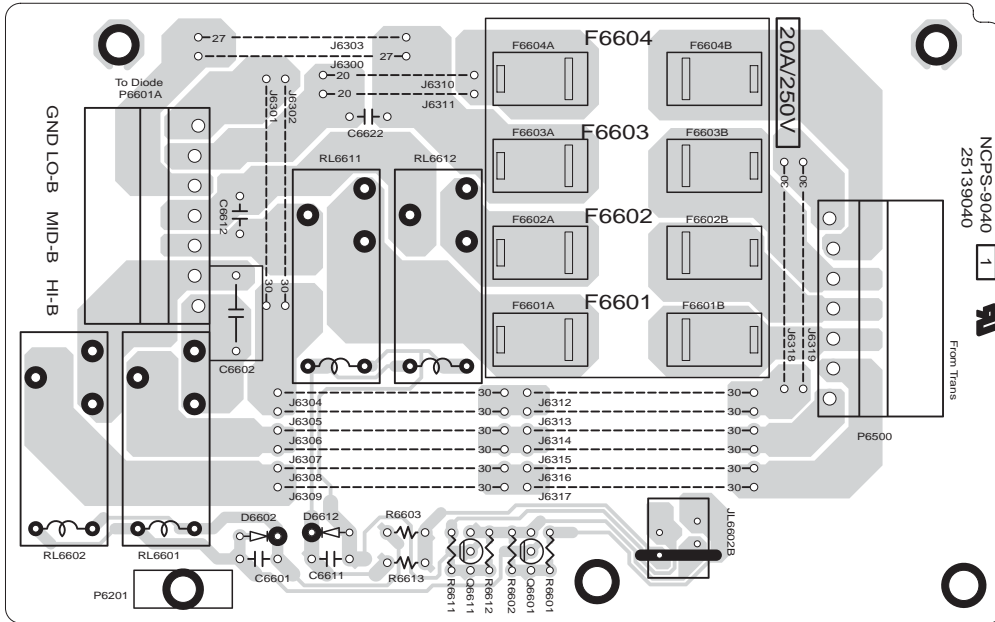
D

PRINTED CIRCUIT BOARD VIEWS-2

**U02** POWER SUPPLY PC BOARD (NAPS-9040)

Component side

1

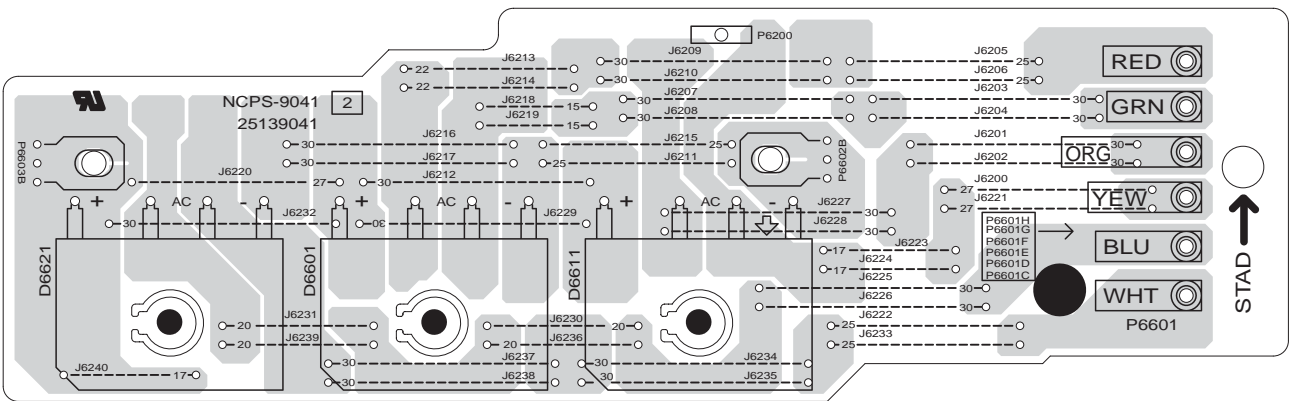


2

**U03** POWER SUPPLY PC BOARD (NAPS-9041)

Component side

3

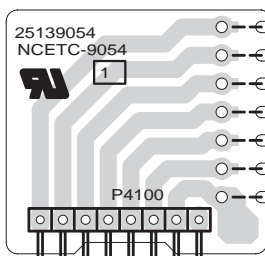


4

**U10** CONNECTOR PC BOARD (NAETC-9054)

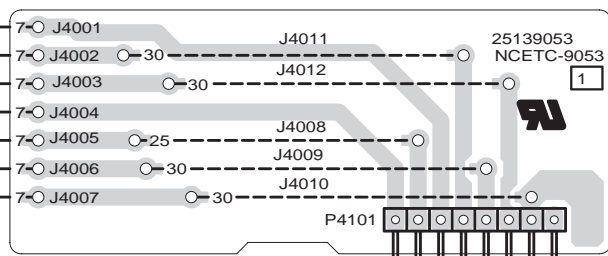
Component side

5



**U09** CONNECTOR PC BOARD (NAETC-9053)

Component side



PRINTED CIRCUIT BOARD VIEWS-3

U06 AMPLIFIER PC BOARD (NAASP-9050)

Side-A

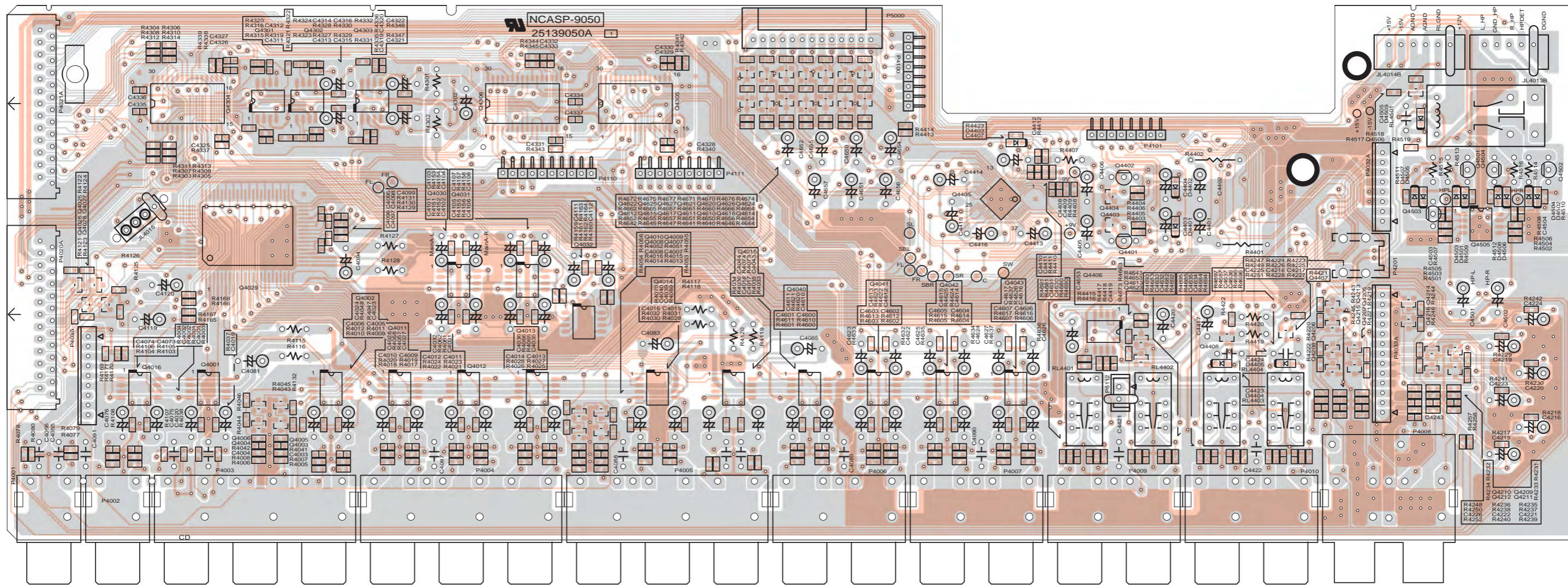
1

2

3

4

5



A B C D E F G H

PRINTED CIRCUIT BOARD VIEWS-4

U08 VIDEO PC BOARD (NAVD-9052)

Side-A

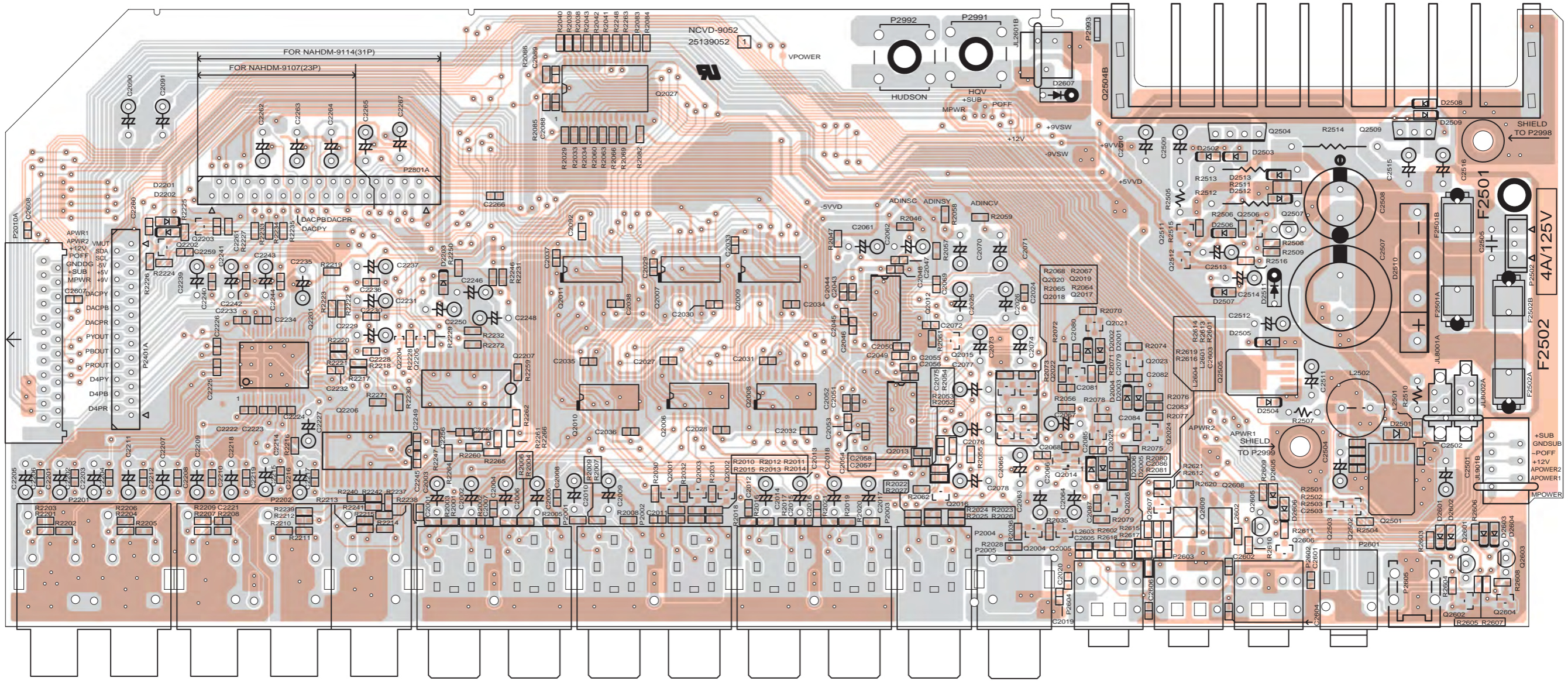
1

2

3

4

5



A B C D E F G H

PRINTED CIRCUIT BOARD VIEWS-5

U11 SP TERMINAL PC BOARD (NATRM-9055)

Component side

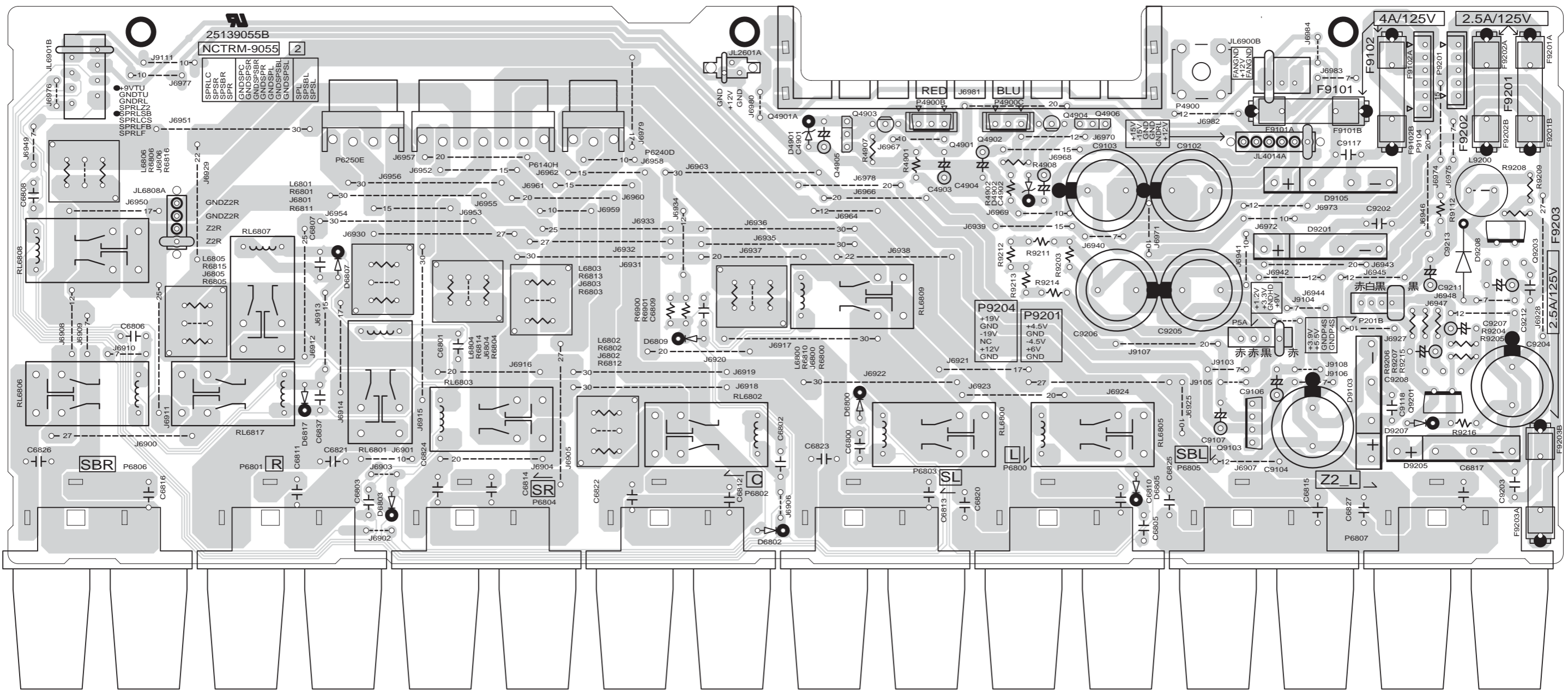
1

2

3

4

5



A

B

C

D

# PRINTED CIRCUIT BOARD VIEWS-6

## U12 SP TERMINAL PC BOARD (NAETC-9056)

Component side

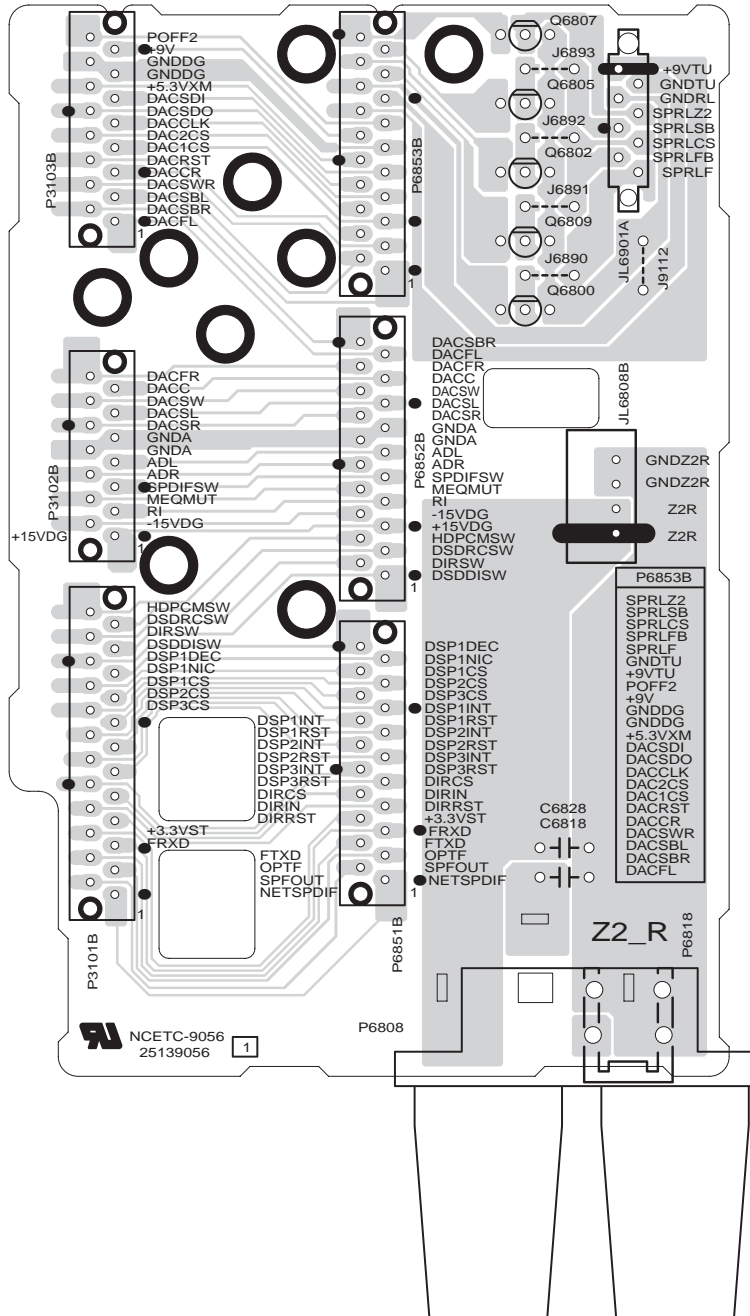
1

2

3

4

5



A

B

C

D

PRINTED CIRCUIT BOARD VIEWS-7

**U13** POWER SUPPLY PC BOARD (NAPS-9057)

Component side

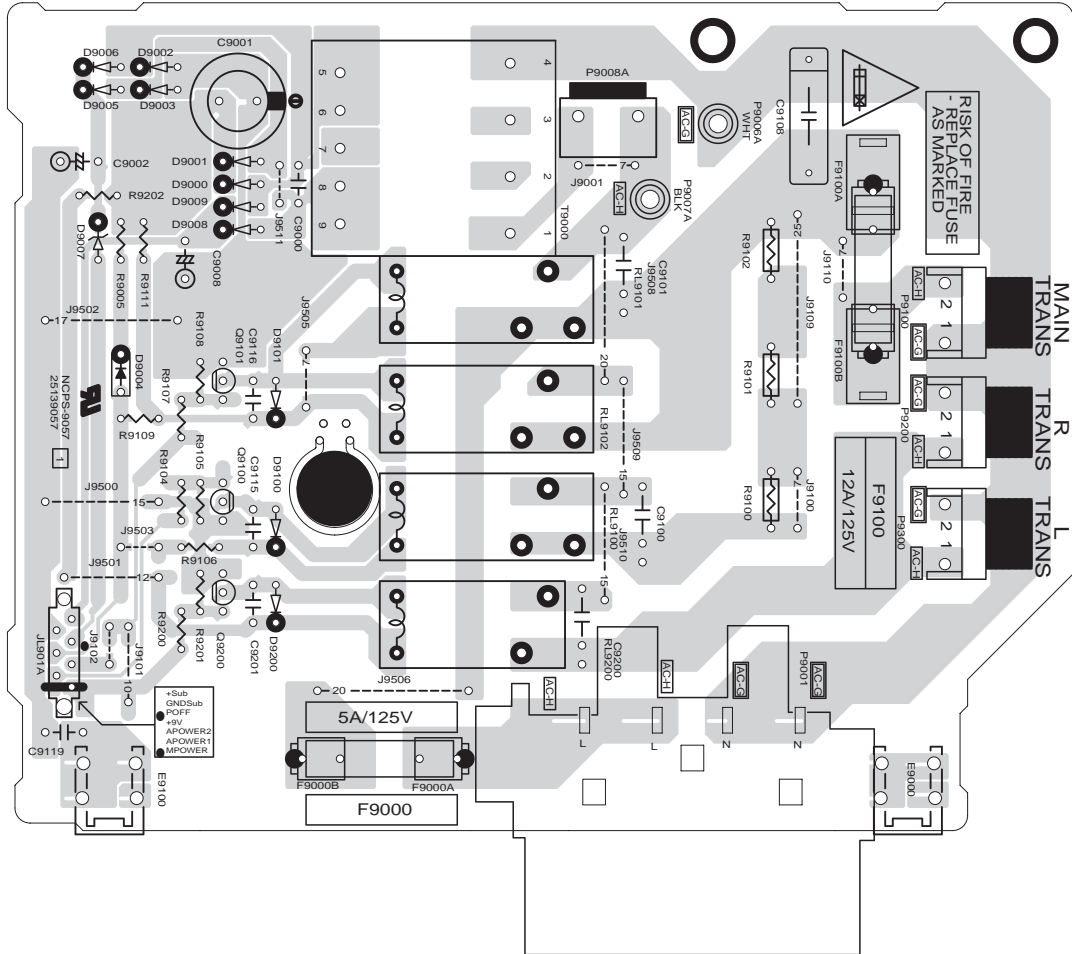
1

2

3

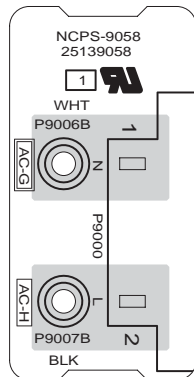
4

5



**U14** INLET PC BOARD (NAPS-9058)

Component side



A

B

C

D

# PRINTED CIRCUIT BOARD VIEWS-8

## U16 POWER AMP PC BOARD (NAAMP-9061)

Component side

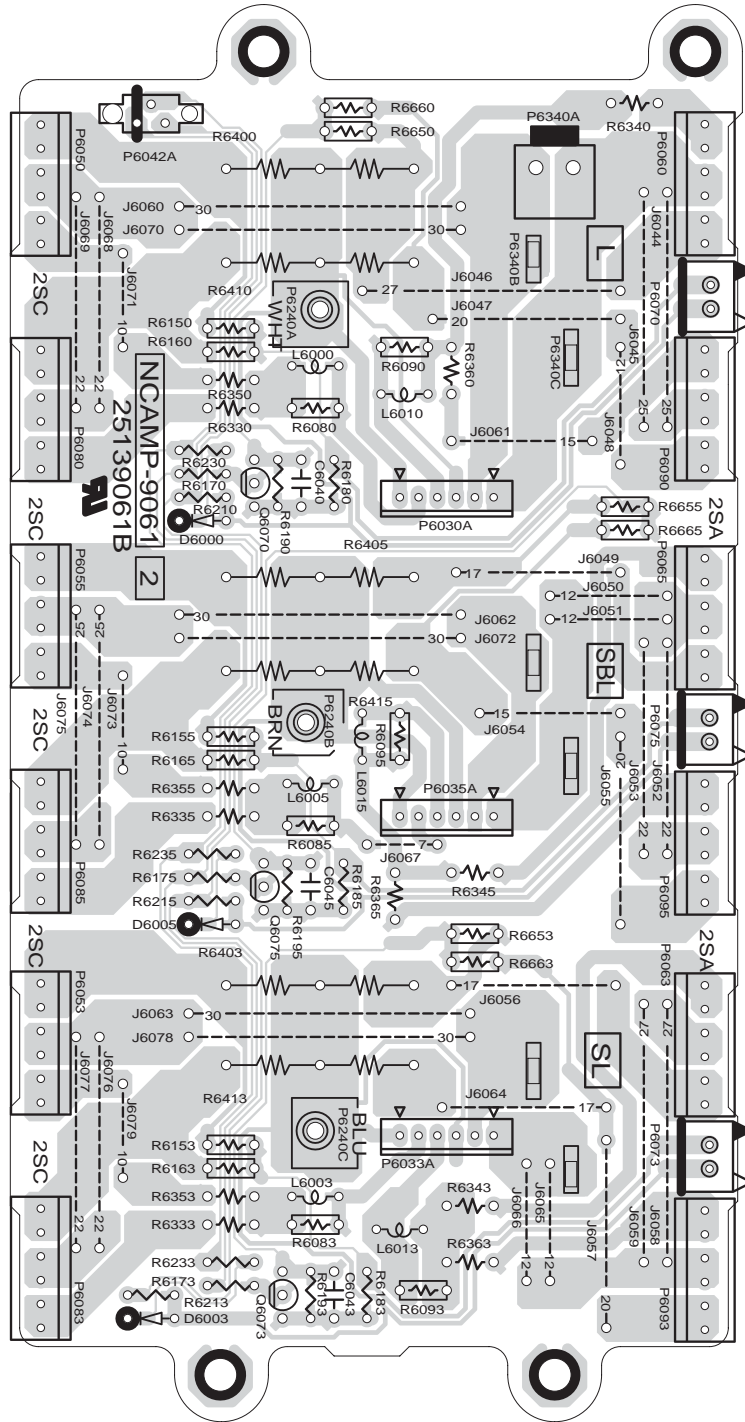
1

2

3

4

5



A

B

C

D

# PRINTED CIRCUIT BOARD VIEWS-9

## U17 POWER AMP PC BOARD (NAAMP-9062)

Component side

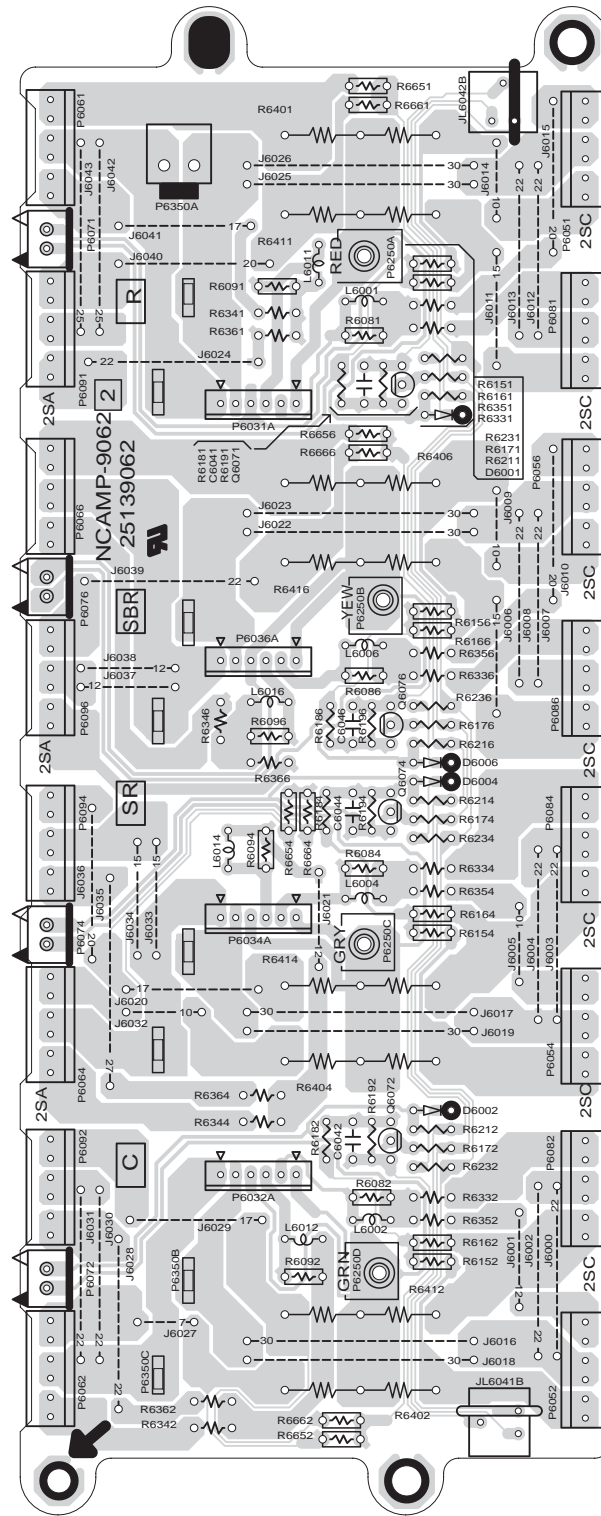
1

2

3

4

5



A

B

C

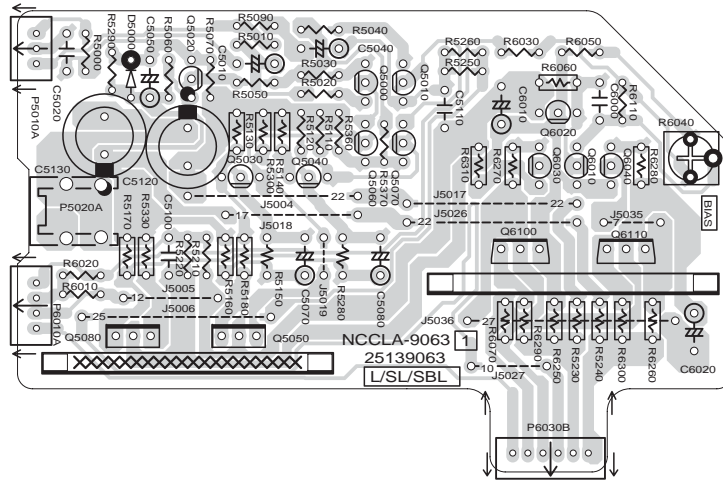
D

PRINTED CIRCUIT BOARD VIEWS-10

**U18** POWER AMP PC BOARD (NACLA-9063)

Component side

1

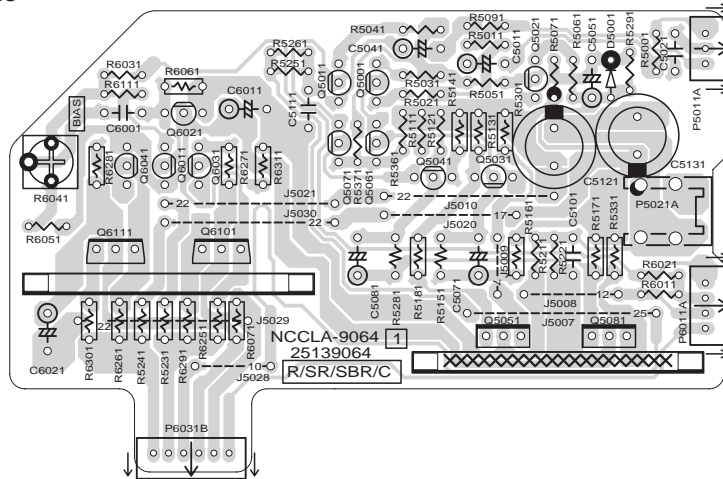


2

**U19** POWER AMP PC BOARD (NACLA-9064)

Component side

3

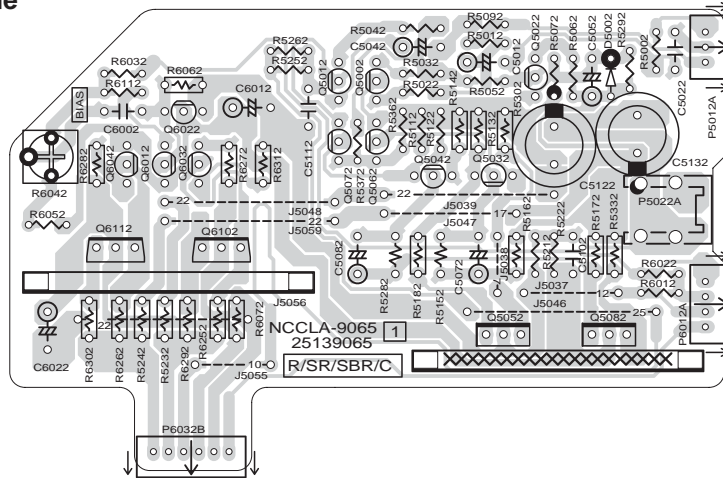


4

**U20** POWER AMP PC BOARD (NACLA-9065)

Component side

5



A

B

C

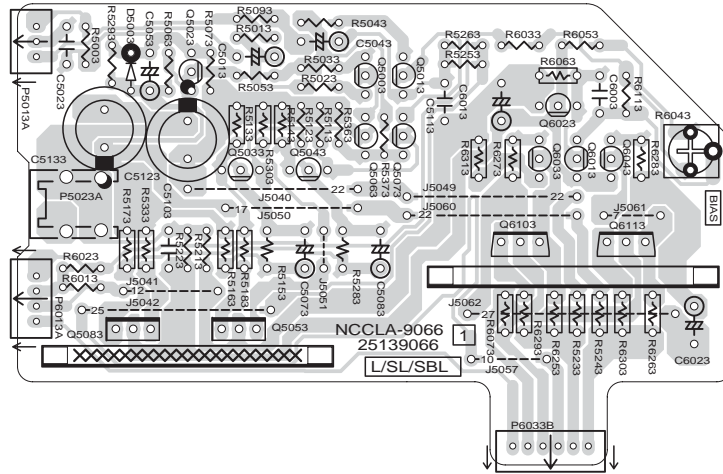
D

PRINTED CIRCUIT BOARD VIEWS-11

**U21** POWER AMP PC BOARD (NACLA-9066)

Component side

1

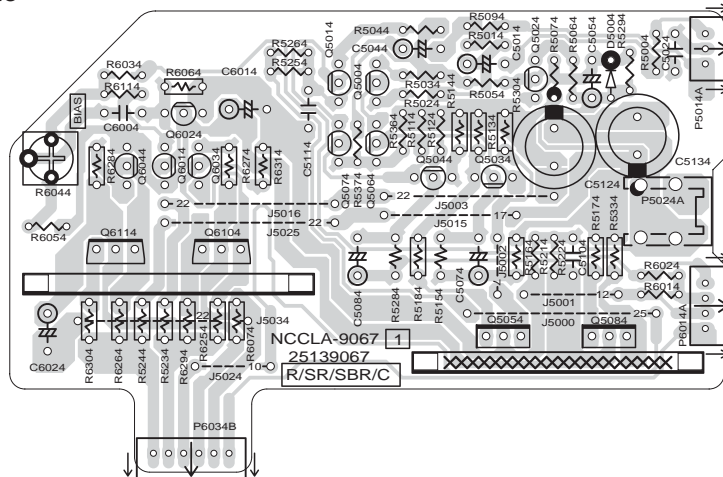


2

**U22** POWER AMP PC BOARD (NACLA-9067)

Component side

3



4

5

A

B

C

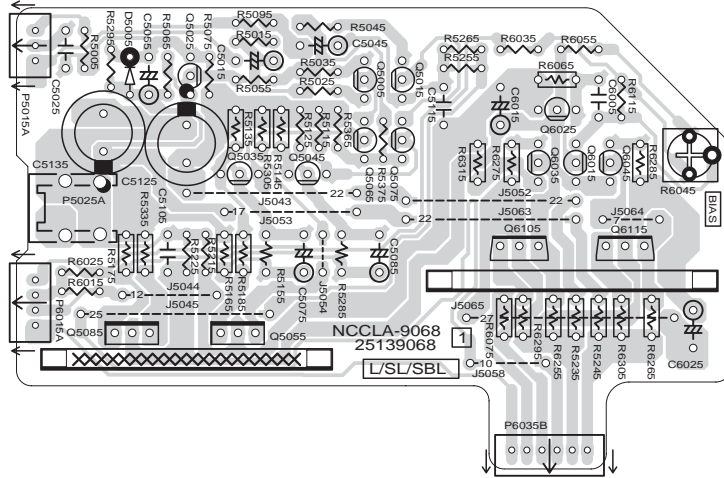
D

# PRINTED CIRCUIT BOARD VIEWS-12

## U23 POWER AMP PC BOARD (NACLA-9068)

Component side

1

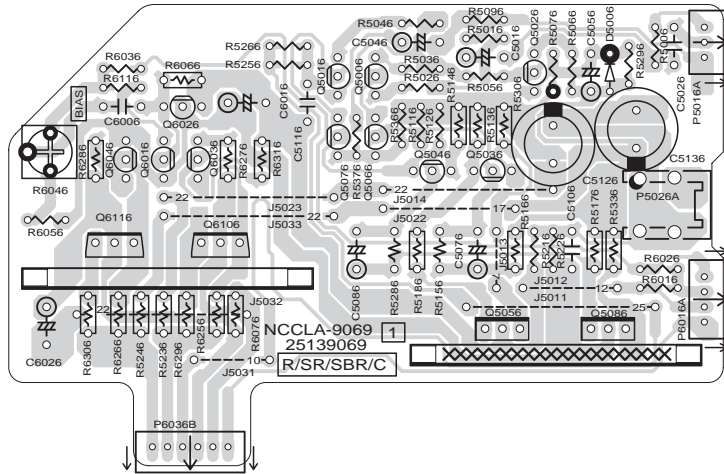


2

## U24 POWER AMP PC BOARD (NACLA-9069)

Component side

3



4

5

A

B

C

D

PRINTED CIRCUIT BOARD VIEWS-13

**U25** DSP PC BOARD (NADSP-9072)

Side-A

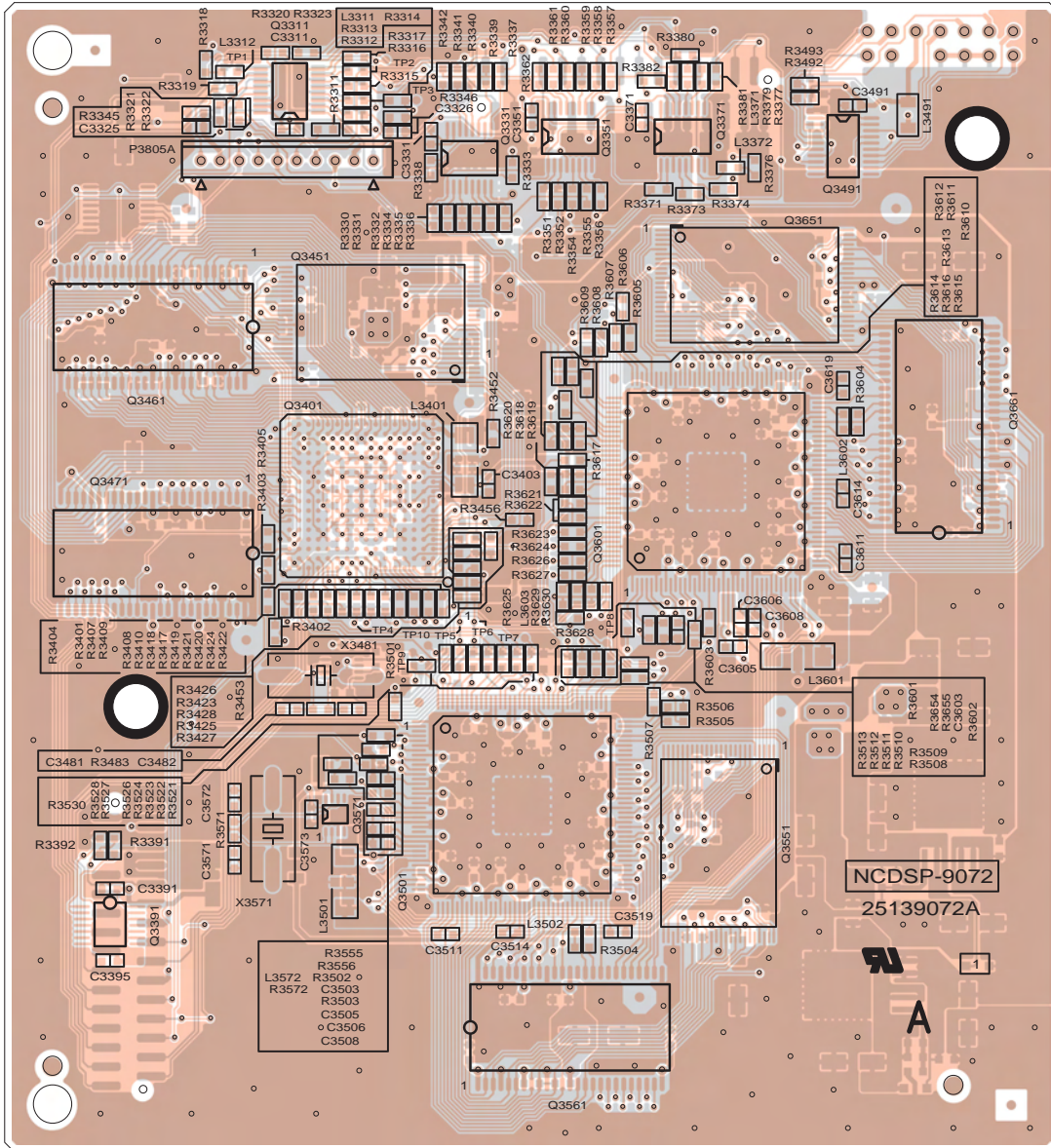
1

2

3

4

5



A

B

C

D

PRINTED CIRCUIT BOARD VIEWS-14

**U25** DSP PC BOARD (NADSP-9072)

Side-B

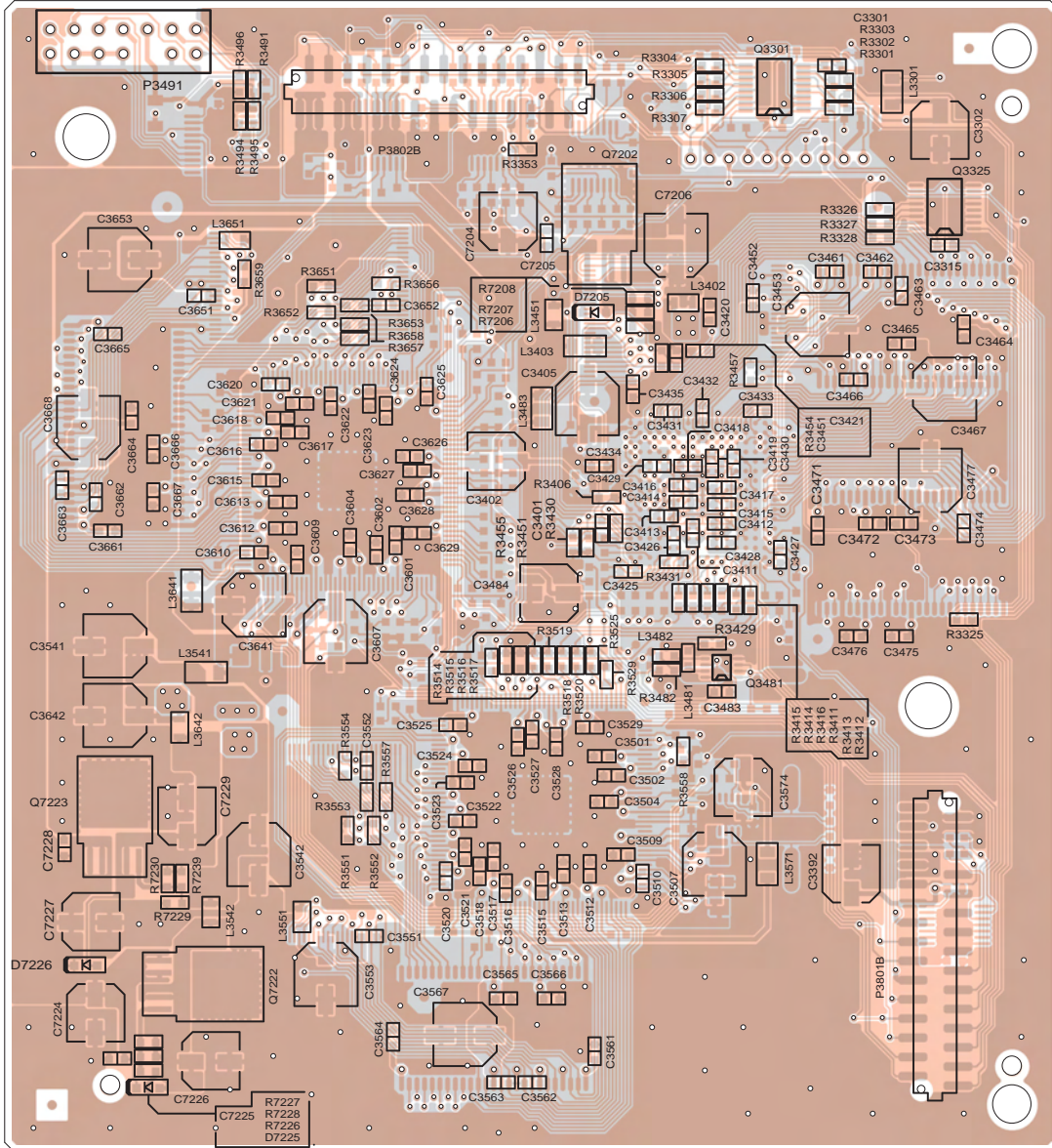
1

2

3

4

5



A

B

C

D

PRINTED CIRCUIT BOARD VIEWS-15

**U27** DAC PC BOARD (NADG-9074)

Side-A

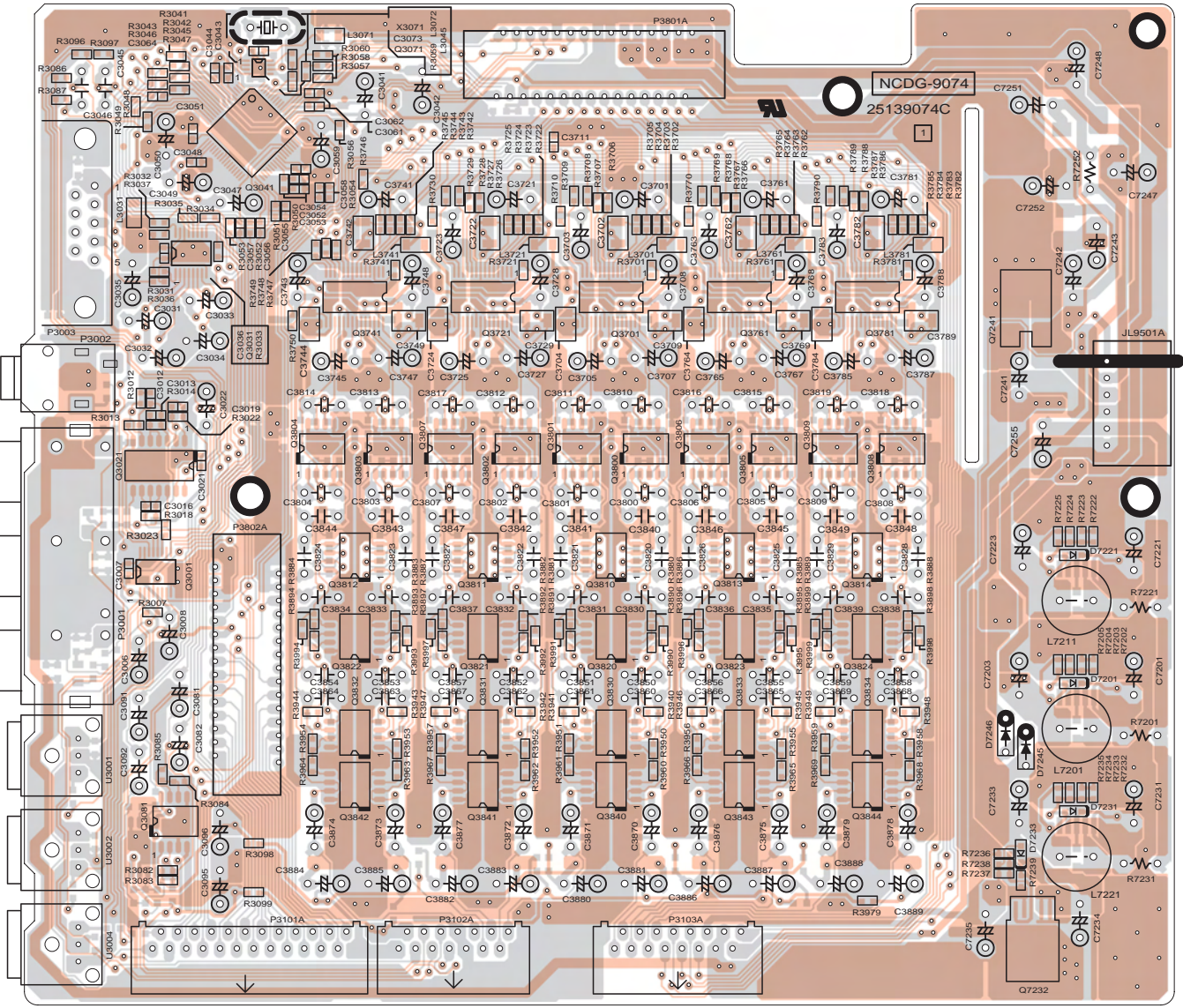
1

2

3

4

5



A

B

C

D

PRINTED CIRCUIT BOARD VIEWS-16

**U27** DAC PC BOARD (NADG-9074)

Side-B

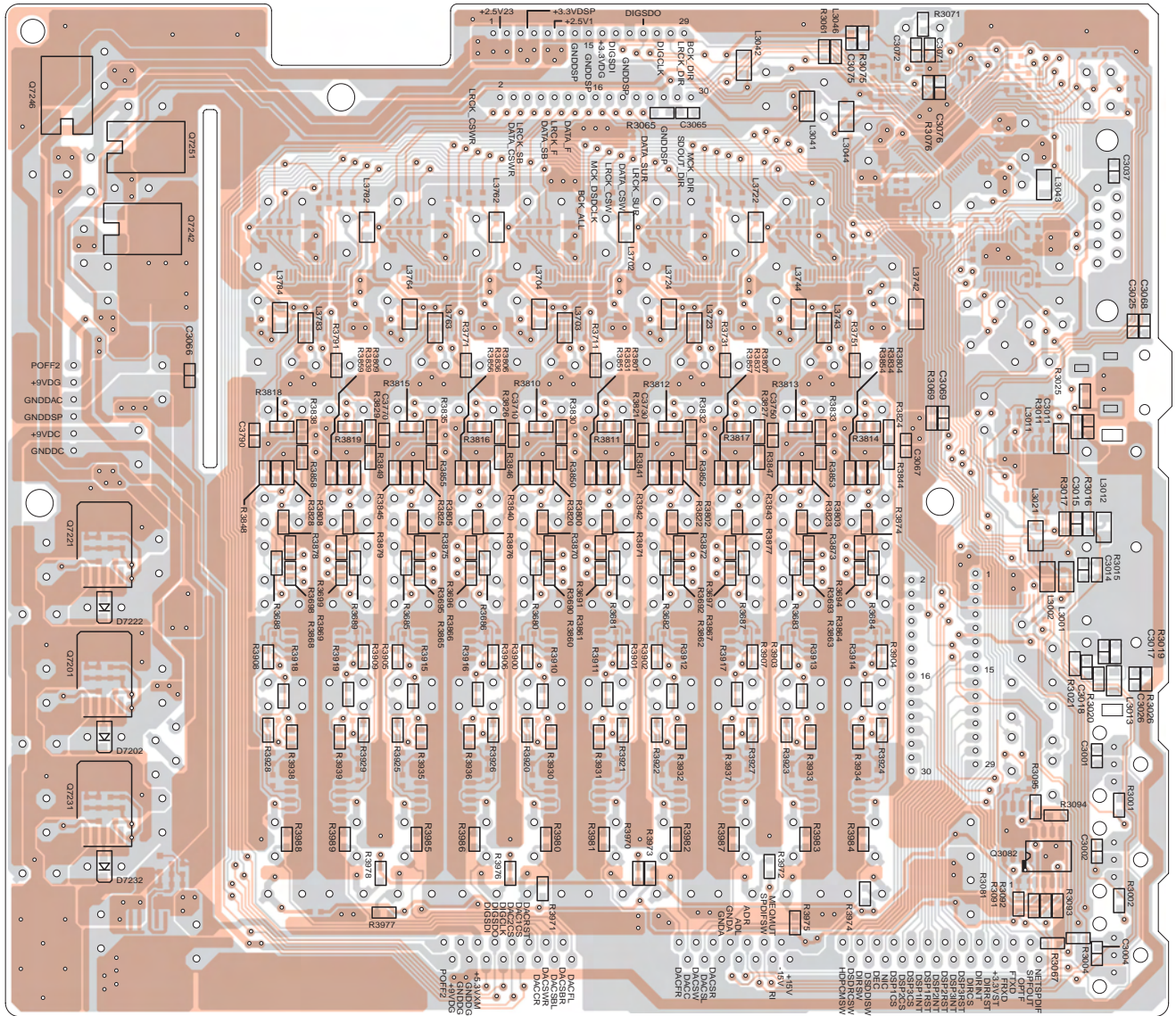
1

2

3

4

5





A

B

C

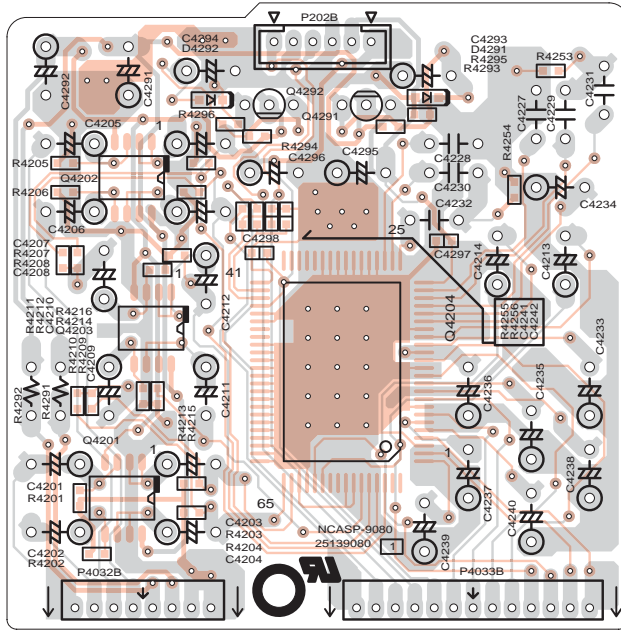
D

PRINTED CIRCUIT BOARD VIEWS-18

**U32** AMPLIFIER PC BOARD (NAASP-9080)

1

Side-A

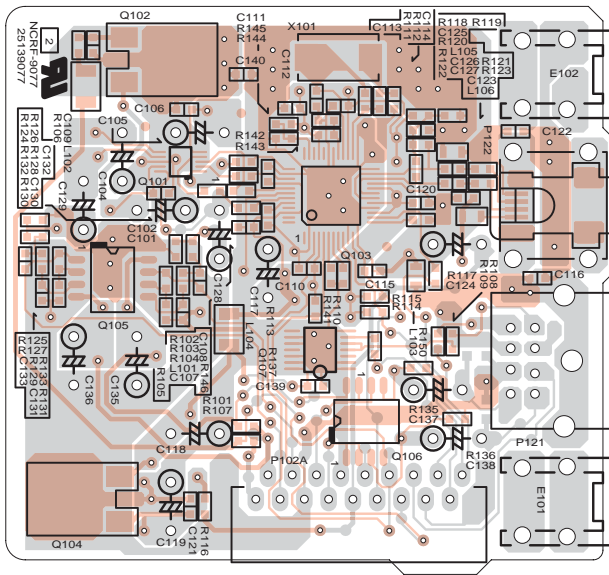


2

3

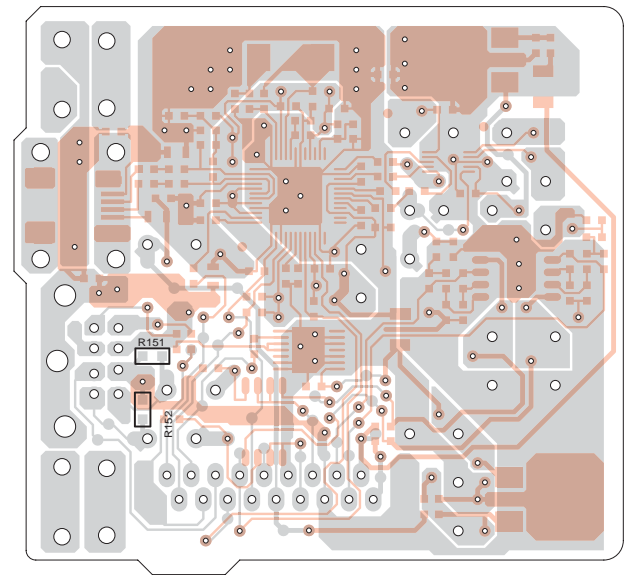
**U30** XM PC BOARD (NARF-9077)

Side-A



4

Side-B



5

A

B

C

D

PRINTED CIRCUIT BOARD VIEWS-19

**U28** MICROPROCESSOR PC BOARD (NAAR-9075)

Side-A

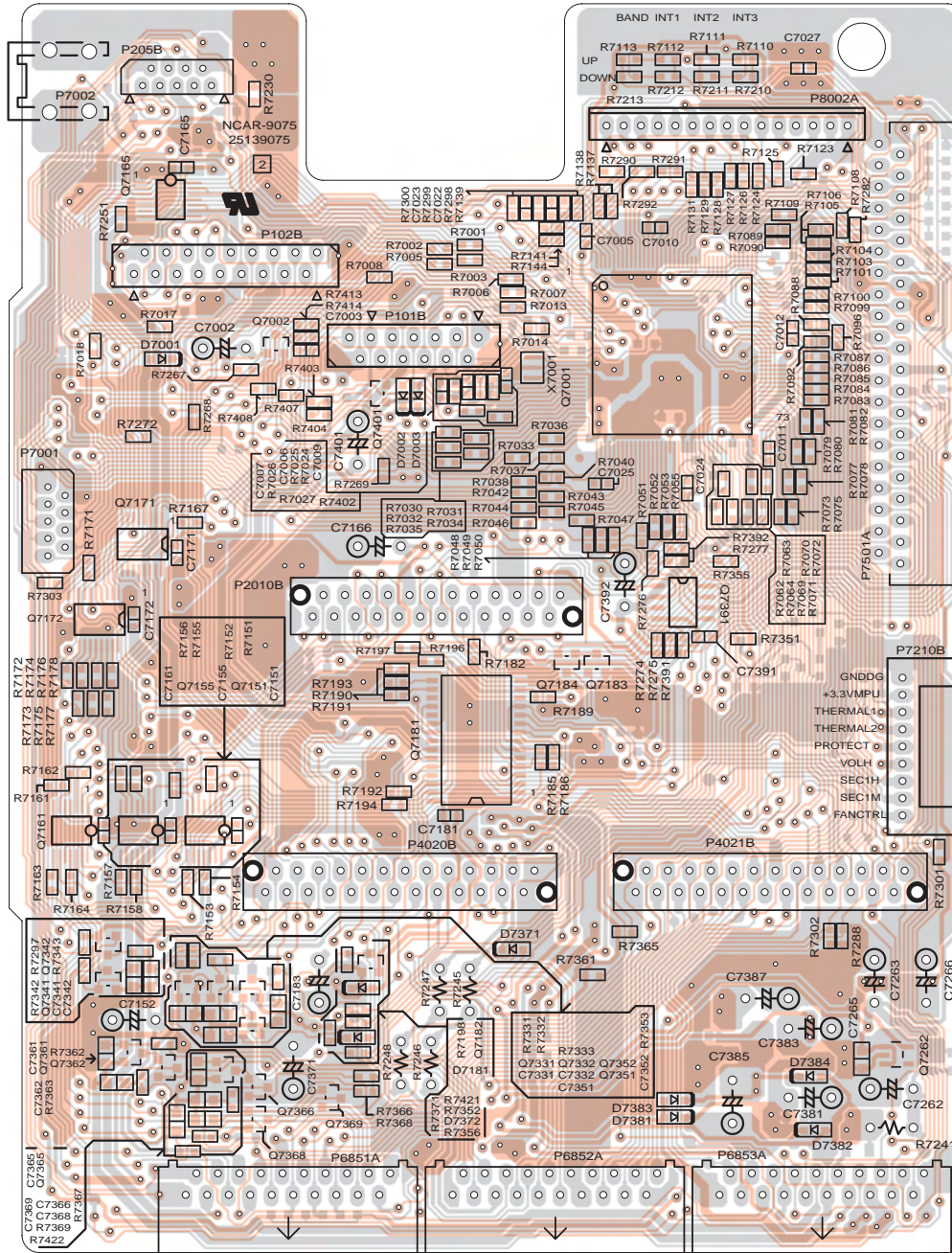
1

2

3

4

5



A

B

C

D

PRINTED CIRCUIT BOARD VIEWS-20

**U28** MICROPROCESSOR PC BOARD (NAAR-9075)

Side-B

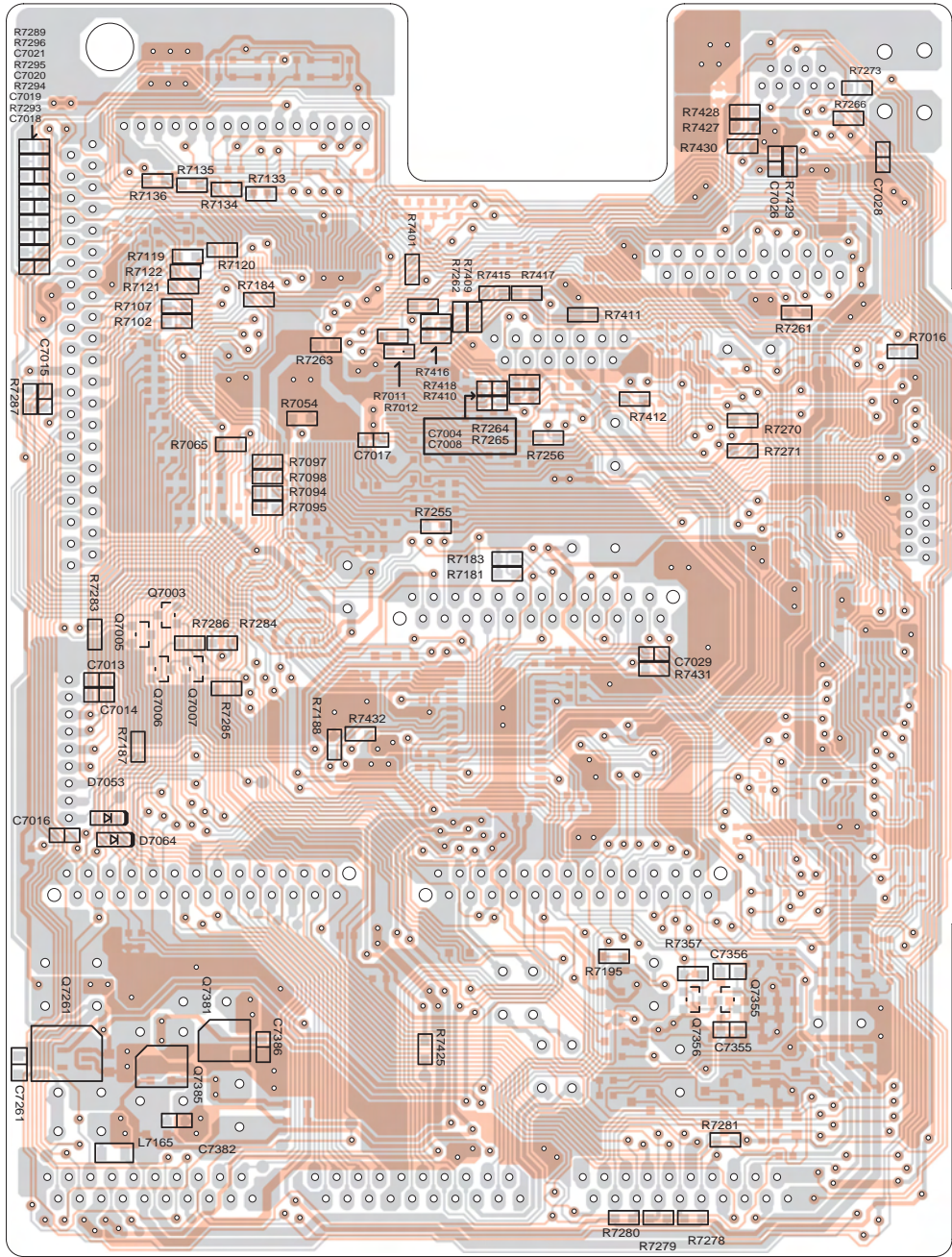
1

2

3

4

5



A B C D E F G H

PRINTED CIRCUIT BOARD VIEWS-21

**U33** DISPLAY PC BOARD (NADIS-9085)

Component side

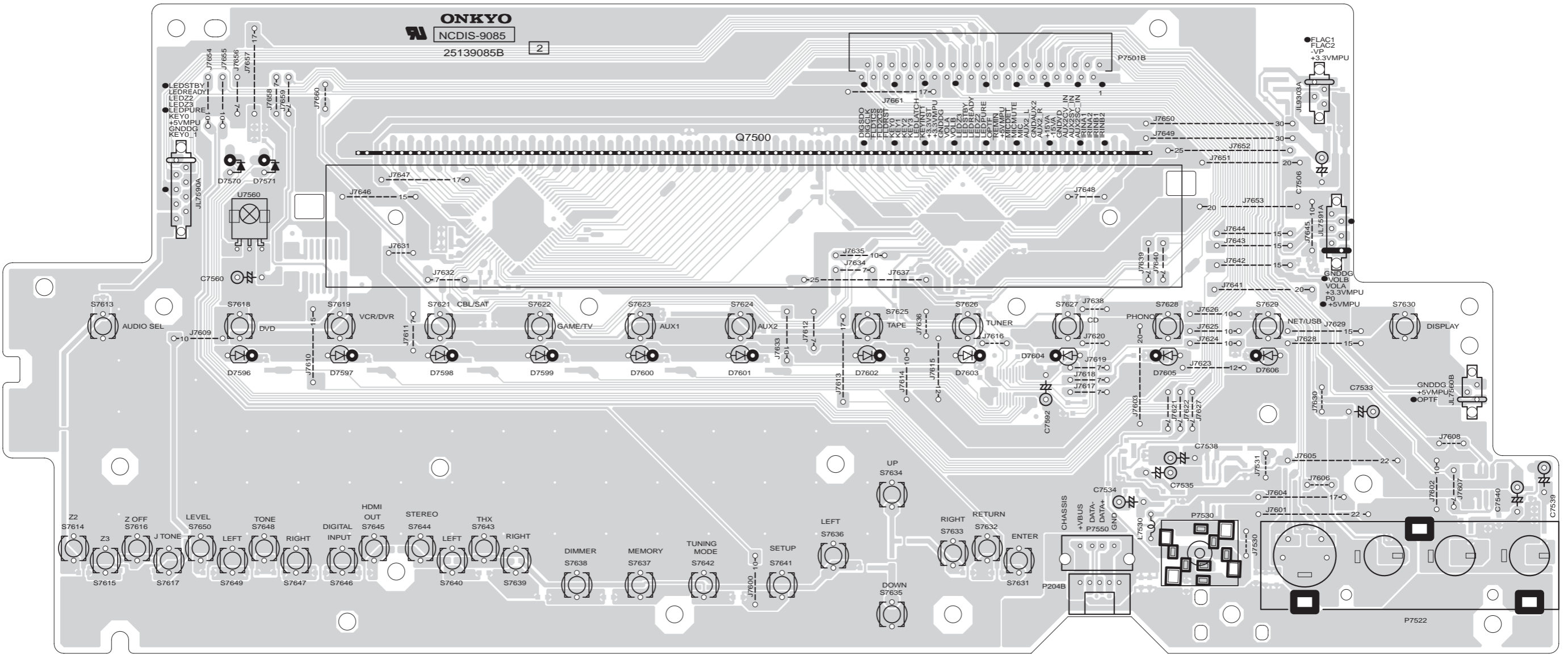
1

2

3

4

5



A B C D E F G H

PRINTED CIRCUIT BOARD VIEWS-22

**U33** DISPLAY PC BOARD (NADIS-9085)

Soldering side

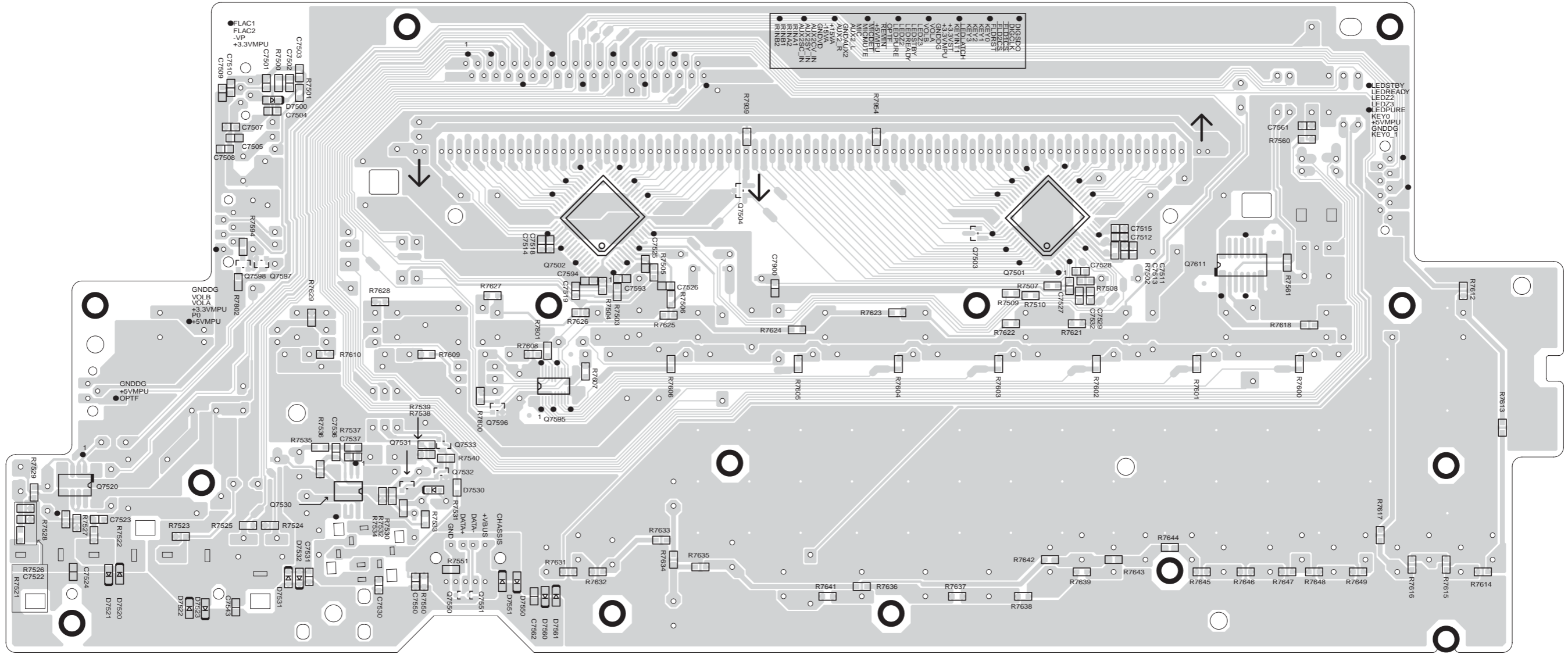
1

2

3

4

5



A

B

C

D

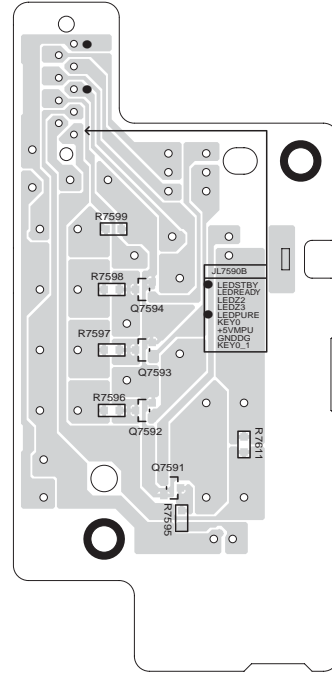
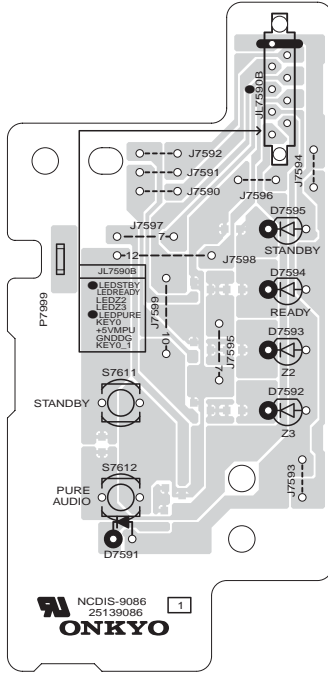
PRINTED CIRCUIT BOARD VIEWS-23

**U34** DISPLAY PC BOARD (NADIS-9086)

Component side

Soldering side

1



2


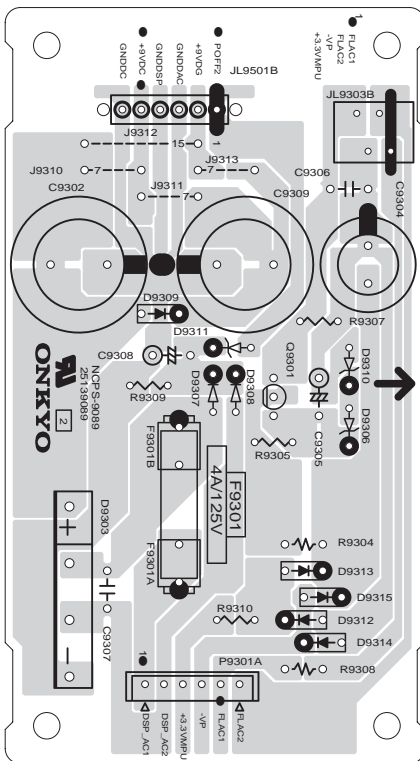
3

**U37** POWER SUPPLY PC BOARD (NAPS-9089)

Component side

Soldering side

4



5

A

B

C

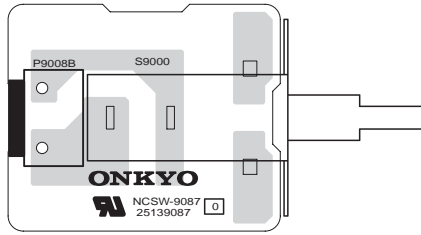
D

PRINTED CIRCUIT BOARD VIEWS-24

**U35 SWITCH PC BOARD (NASW-9087)**

Component side

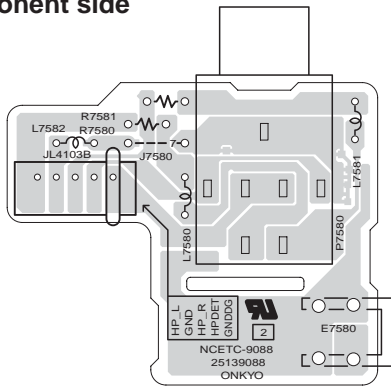
1



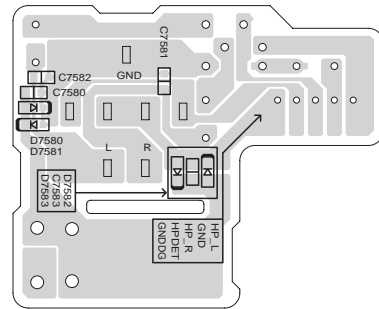
**U36 HEADPHONE PC BOARD (NAETC-9088)**

Component side

2



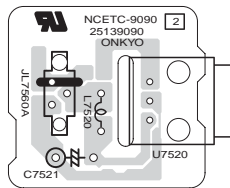
Soldering side



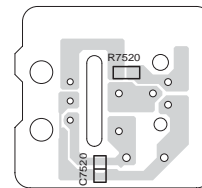
**U38 FRONT OPT PC BOARD (NAETC-9090)**

Component side

3



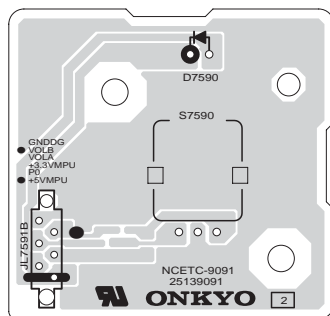
Soldering side



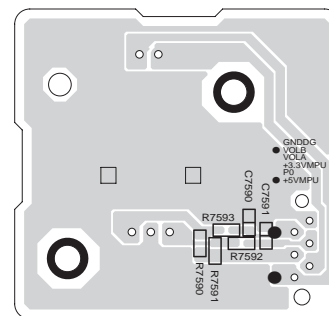
**U39 VOLUME PC BOARD (NAETC-9091)**

Component side

4



Soldering side



5



A

B

C

D

PRINTED CIRCUIT BOARD VIEWS-26

U42 HDMI PC BOARD (NAHDM-9114)

Side-B


1

2

3

4

5



A

B

C

D

PRINTED CIRCUIT BOARD VIEWS-27

**U43** HD RADIO PC BOARD (NARF-9118)

Side-A

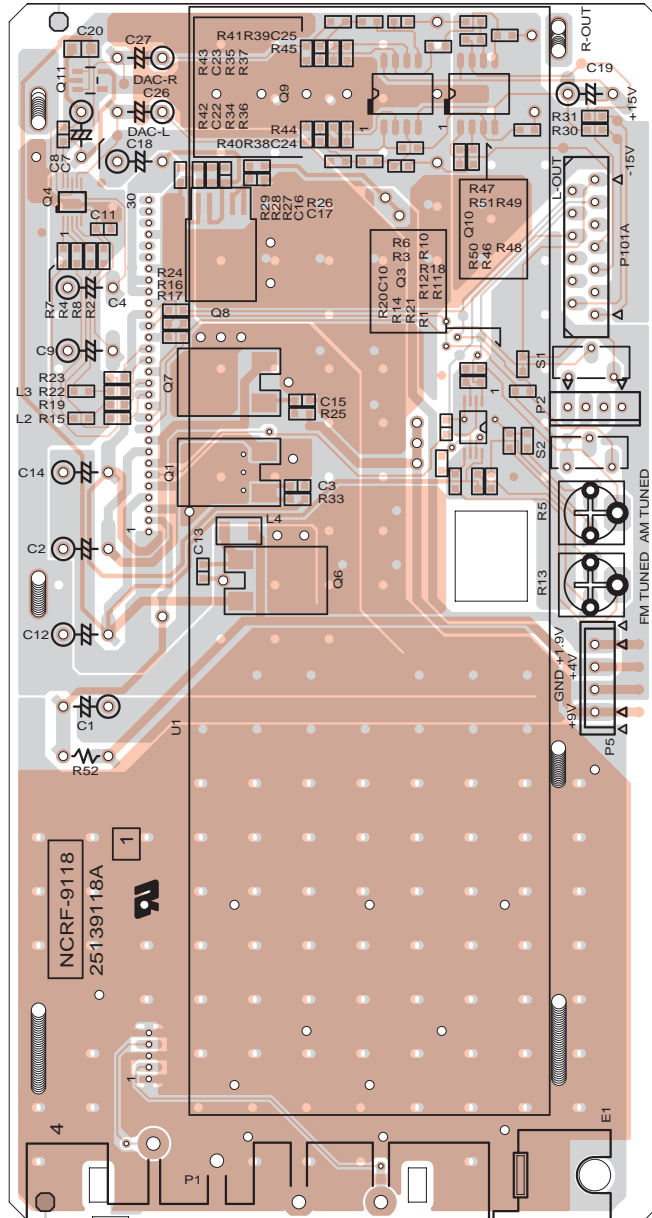
1

2

3

4

5



A

B

C

D

PRINTED CIRCUIT BOARD VIEWS-28

**U44** LAN PC BOARD (NALAN-9121)

Side-A

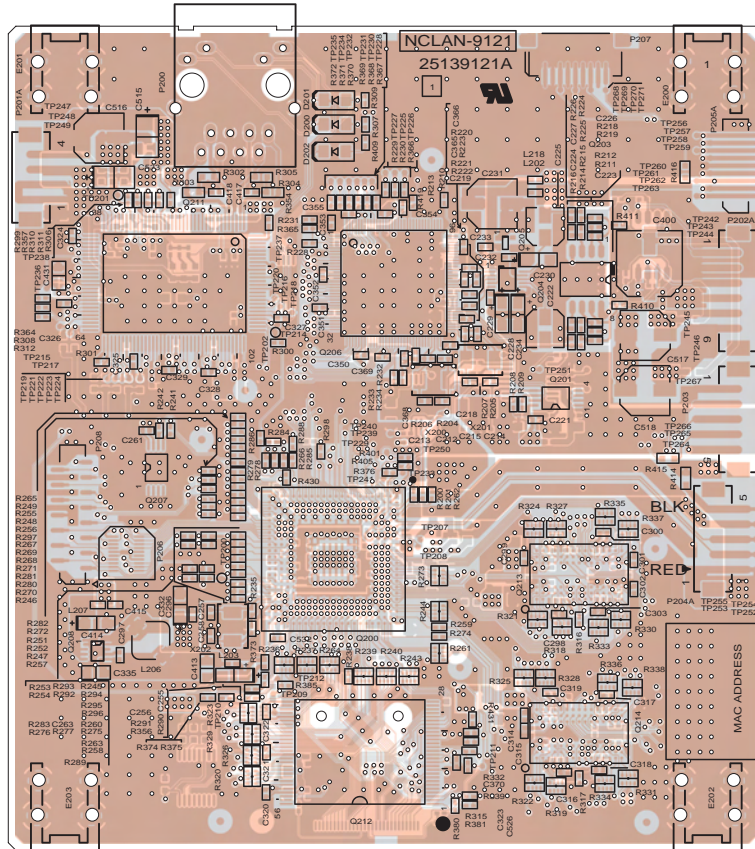
1

2

3

4

5



A

B

C

D

# PRINTED CIRCUIT BOARD VIEWS-29

## U44 LAN PC BOARD (NALAN-9121)

Side-B


1

2

3

4

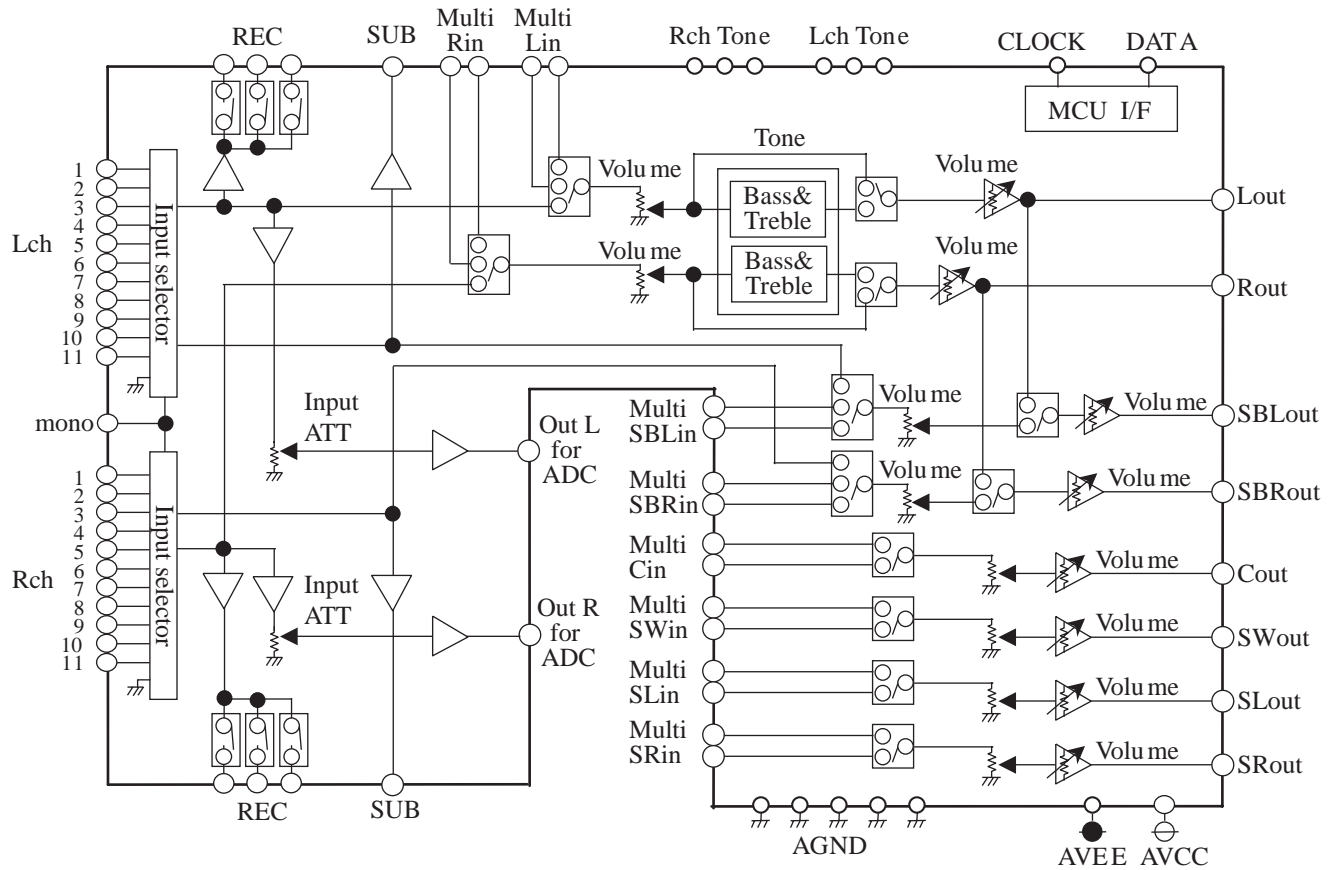
5



# IC BLOCK DIAGRAMS AND TERMINAL DESCRIPTIONS -1

Q4204: R2S15211FP (8 ch Electronic Volume, 11 Input Selector and Tone Control)

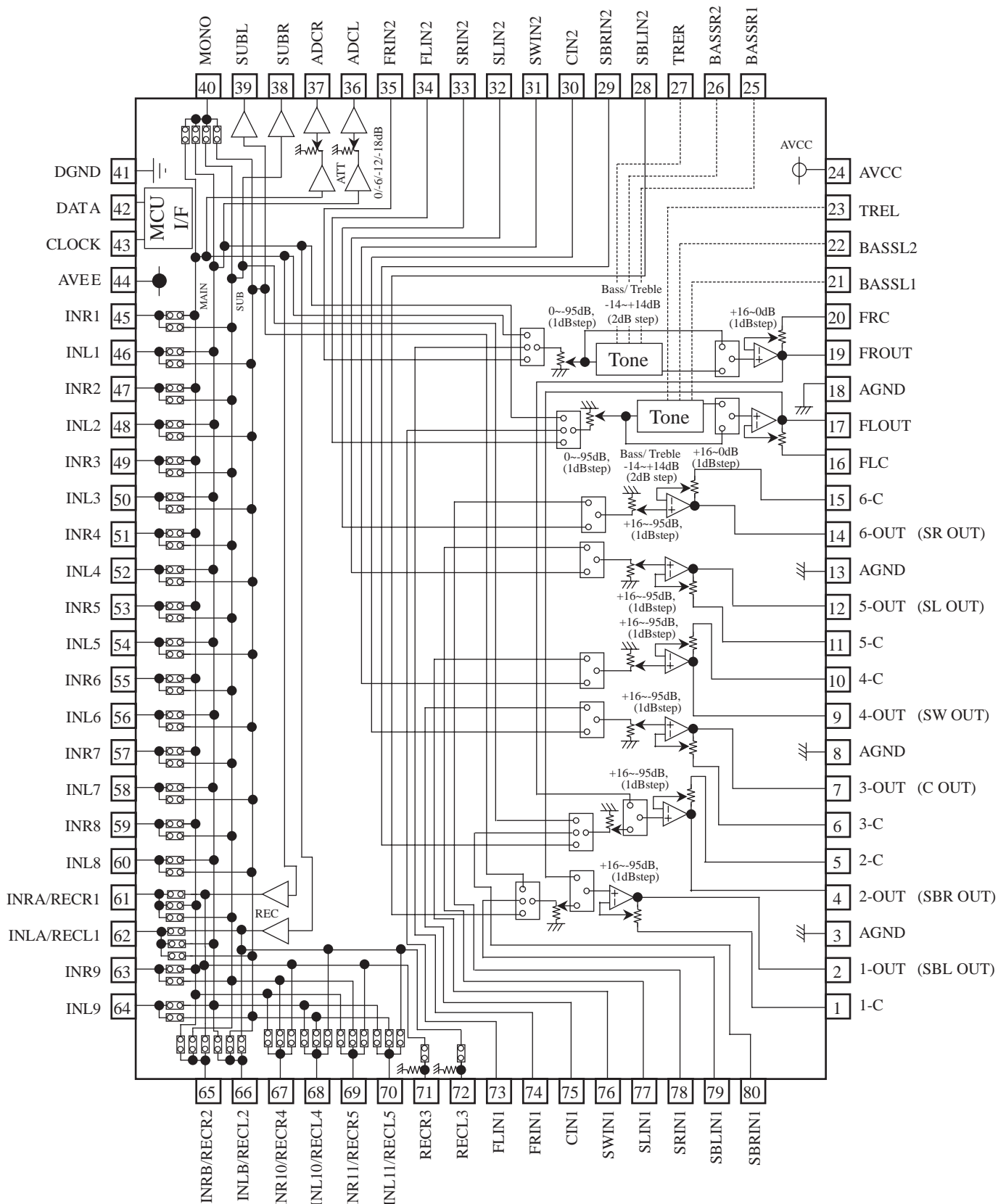
## SYSTEM BLOCK DIAGRAM



## IC BLOCK DIAGRAMS AND TERMINAL DESCRIPTIONS -2

Q4204: R2S15211FP (8 ch Electronic Volume, 11 Input Selector and Tone Control)

## BLOCK DIAGRAM AND PIN CONFIGURATION



## IC BLOCK DIAGRAMS AND TERMINAL DESCRIPTIONS -3

### Q4204: R2S15211FP (8 ch Electronic Volume, 11 Input Selector and Tone Control)

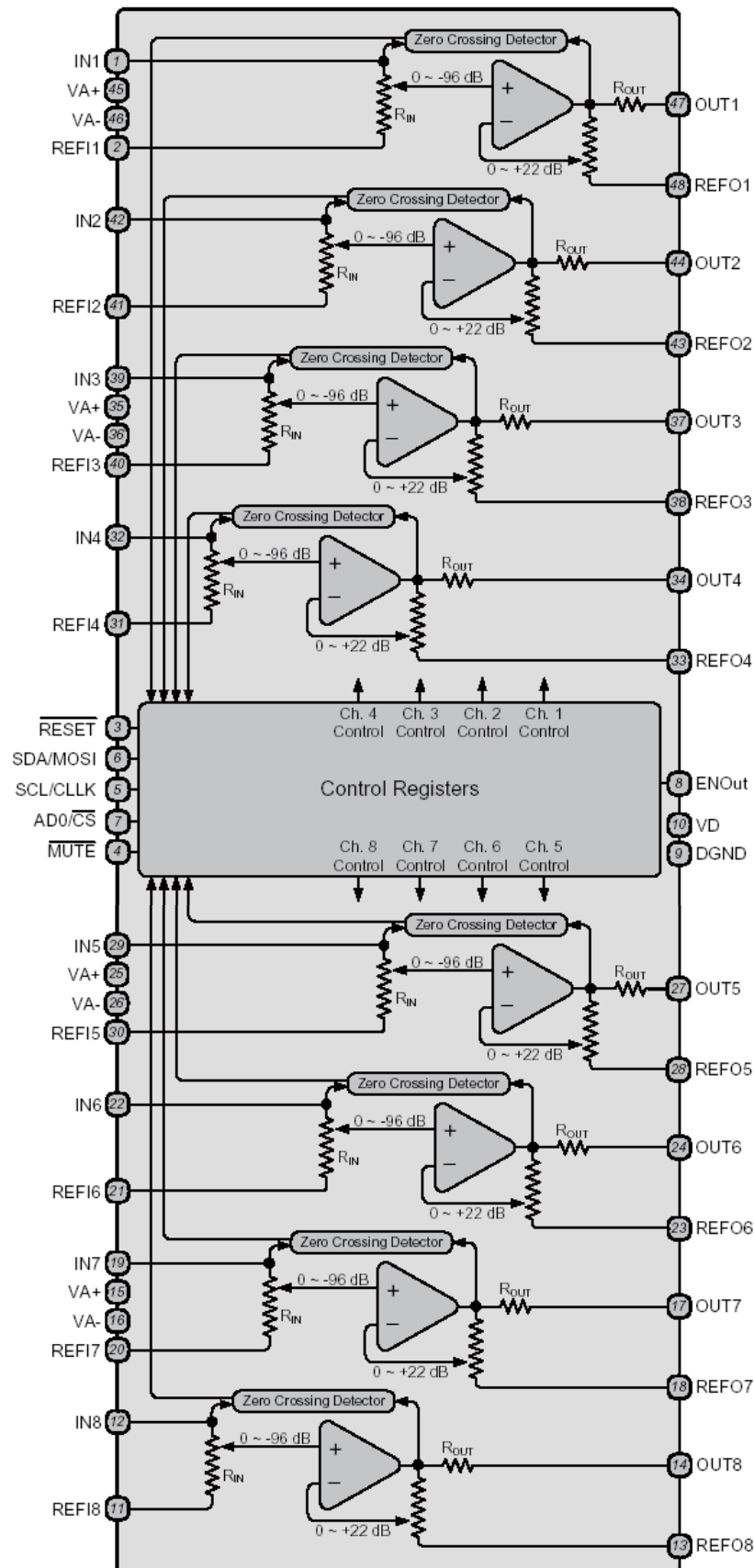
#### TERMINAL DESCRIPTION

PIN No.	Name	Function
19,17, 14,12, 9,7, 4,2	FROUT,FLOUT, 6-OUT,5-OUT, 4-OUT, 3-OUT, 2-OUT,1-OUT	Output pin of FL/FR/C/SW/SL/SR/SBL/SBR channel
20,16, 15,11, 10,6, 5,1	FRC,FLC, 6-C,5-C, 4-C,3-C, 2-C,1-C	Connects capacitor for reducing click noise of L/R/C/SW/SL/SR/SBL/SBR channel volume
3,8, 13,18	AGND	Analog ground of internal circuit
23,27	TREL, TRER	Frequency characteristic setting pin of L/R channel tone control (Treble)
21,22, 25,26	BASSL1,BASSL2 BASSR1,BASSR2	Frequency characteristic setting pin of L/R channel tone control (Bass)
24	AVCC	Positive power supply to internal circuit
35,34, 33,32, 31,30, 29,28	FRIN2, FLIN2, SRN2,SLIN2, SWIN2,CIN2, SBRIN2,SBLIN2	Input pin of L/R/C/SW/SL/SR/SBL/SBR channel (Multi IN 1/2)
73,74, 75,76, 77,78, 79,80	FLIN1, FRIN1, CIN1,SWIN1, SLIN1,SRIN1, SBLIN1,SBRIN1	
41	DGND	Digital ground of internal circuit
42	DATA	Input pin of control data
43	CLOCK	Input pin of control clock
44	AVEE	Negative power supply to internal circuit
46,48,50, 52,54,56, 58,60,64	INL1,INL2, INL3, INL4,INL5,INL6, INL7,INL8,INL9	Input pin of L/R channel (Input Selector)
45,47,49, 51,53,55, 57,59,63	INR1,INR2, INR3, INR4,INR5,INR6, INR7,INR8,INR9	
40	MONO	Input pin of monaural (Input Selector)
38,39	SUBL,SUBR	Output pin for L/R channel SUB Output
36,37	ADCL, ADCR	Output pin for L/R channel ADC
72	RECL3	Output pin for L/R channel REC Output
71	RECR3	
61,62, 65,66, 67,68, 69,70	INRA/RECR1,INLA/RECL1, INRB/RECR2,INLB/RECL2, INR10/RECR4,INL10/RECL4, INR11/RECR5,INL11/RECL5	Input pin of L/R channel (Input Selector)/ Output pin for L/R channel REC Output

# IC BLOCK DIAGRAMS AND TERMINAL DESCRIPTIONS -4

## Q4405: CS3318-CQZR (8 Channel Analog Volume Control)


### BLOCK DIAGRAM



## IC BLOCK DIAGRAMS AND TERMINAL DESCRIPTIONS -5

### Q4405: CS3318-CQZR (8 Channel Analog Volume Control)

#### PIN CONFIGURATION



#### TERMINAL DESCRIPTION(1/2)

Pin Name	#	Pin Description
IN1	1	
IN2	42	
IN3	39	
IN4	32	<b>Analog Inputs (Input)</b> - The full-scale level is specified in the Analog Characteristics specification table.
IN5	29	
IN6	22	
IN7	19	
IN8	12	

## IC BLOCK DIAGRAMS AND TERMINAL DESCRIPTIONS -6

### Q4405: CS3318-CQZR (8 Channel Analog Volume Control)

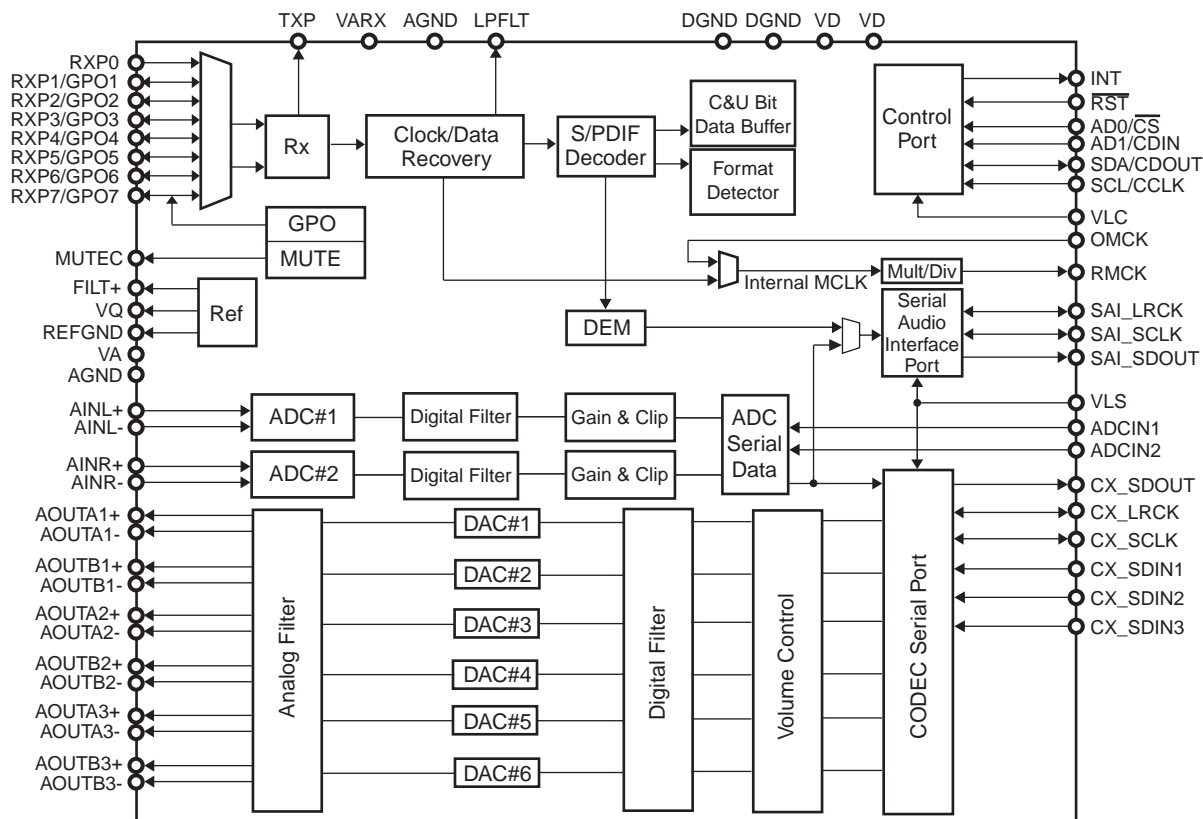
#### TERMINAL DESCRIPTION(2/2)

Pin Name	#	Pin Description
OUT1	47	
OUT2	44	
OUT3	37	
OUT4	34	<b>Analog Outputs (Output)</b> - The full-scale output level is specified in the Analog Characteristics specification table.
OUT5	27	
OUT6	24	
OUT7	17	
OUT8	14	
REF11	2	
REF12	41	
REF13	40	
REF14	31	<b>Reference In (Input)</b> - Analog reference pin.
REF15	30	
REF16	21	
REF17	20	
REF18	11	
REFO1	48	
REFO2	43	
REFO3	38	
REFO4	33	<b>Reference Out (Output)</b> - Analog reference pin.
REFO5	28	
REFO6	23	
REFO7	18	
REFO8	13	
VA+	15, 25, 35, 45	<b>Positive Analog Power (Input)</b> - Positive power for the internal analog section.
VA-	16, 26, 36, 46	<b>Negative Analog Power (Input)</b> - Negative power for the internal analog section.
$\overline{\text{RESET}}$	3	<b>Reset (Input)</b> - The device enters a low-power mode when this pin is driven low.
$\overline{\text{MUTE}}$	4	<b>Mute (Input)</b> - This pin defaults to an active low mute input, and may be configured as an active high mute input.
SCL/CCLK	5	<b>Serial Control Port Clock (Input)</b> - Serial clock for the serial control port.
SDA/MOSI	6	<b>Serial Control Data (Input/Output)</b> - SDA is a data I/O line for the control port interface in I <sup>2</sup> C Mode. MOSI is the input data line for the control port interface in SPI Mode.
AD0/ $\overline{\text{CS}}$	7	<b>Default Address Bit 0 (I<sup>2</sup>C) / Control Port Chip Select (SPI) (Input)</b> - AD0 sets the LSB of the default chip address in I <sup>2</sup> C Mode. $\overline{\text{CS}}$ is the chip-select signal for SPI format.
ENOut	8	<b>Enable Output (Output)</b> - Enable output signal for multi-device serial control chain configuration.
DGND	9	<b>Digital Ground (Input)</b> - Ground reference for the internal digital section.
VD	10	<b>Digital Power (Input)</b> - Positive power for the internal digital section.

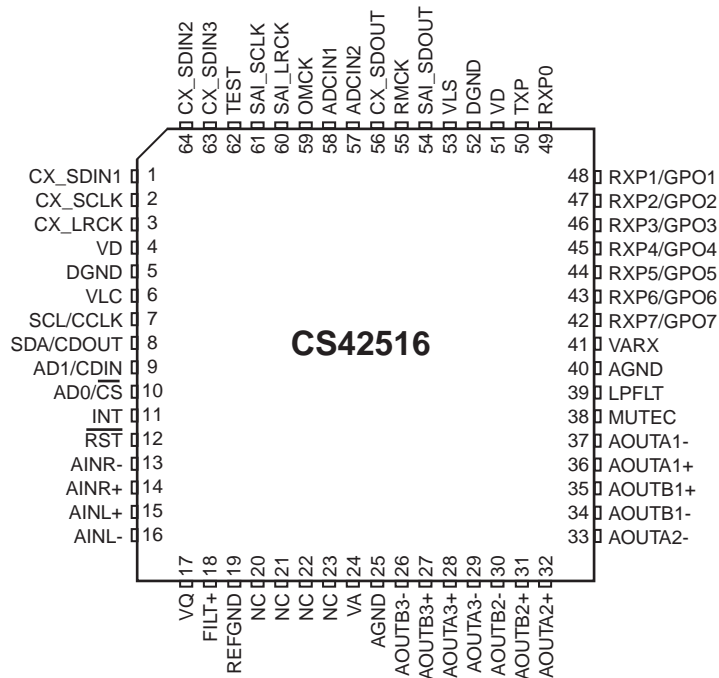
# IC BLOCK DIAGRAMS AND TERMINAL DESCRIPTIONS -7

## Q3041 : CS42516-CQZ (192 kHz, 6-Ch Codec with S/PDIF Receiver)

### BLOCK DIAGRAM



### PIN CONFIGURATION



## IC BLOCK DIAGRAMS AND TERMINAL DESCRIPTIONS -8

### Q3041 : CS42516-CQZ (192 kHz, 6-Ch Codec with S/PDIF Receiver)

#### TERMINAL DESCRIPTION(1/2)

Pin Name	#	Pin Description
CX_SDIN1	1	
CX_SDIN2	64	<b>Codec Serial Audio Data Input (Input)</b> - Input for two's complement serial audio data.
CX_SDIN3	63	
CX_SCLK	2	<b>CODEC Serial Clock (Input/Output)</b> - Serial clock for the CODEC serial audio interface.
CX_LRCK	3	<b>CODEC Left Right Clock (Input/Output)</b> - Determines which channel, Left or Right, is currently active on the CODEC serial audio data line.
VD	4 51	<b>Digital Power (Input)</b> - Positive power supply for the digital section.
DGND	5 52	<b>Digital Ground (Input)</b> - Ground reference. Should be connected to digital ground.
VLC	6	<b>Control Port Power (Input)</b> - Determines the required signal level for the control port.
SCL/CCLK	7	<b>Serial Control Port Clock (Input)</b> - Serial clock for the serial control port. Requires an external pull-up resistor to the logic interface voltage in I <sup>2</sup> C mode as shown in the Typical Connection Diagram.
SDA/CDOUT	8	<b>Serial Control Data (Input/Output)</b> - SDA is a data I/O line in I <sup>2</sup> C mode and requires an external pull-up resistor to the logic interface voltage, as shown in the Typical Connection Diagram. CDOUT is the output data line for the control port interface in SPI mode.
AD1/CDIN	9	<b>Address Bit 1 (I<sup>2</sup>C)/Serial Control Data (SPI) (Input)</b> - AD1 is a chip address pin in I <sup>2</sup> C mode; CDIN is the input data line for the control port interface in SPI mode.
AD0/ $\overline{\text{CS}}$	10	<b>Address Bit 0 (I<sup>2</sup>C)/Control Port Chip Select (SPI) (Input)</b> - AD0 is a chip address pin in I <sup>2</sup> C mode; $\overline{\text{CS}}$ is the chip select signal in SPI mode.
INT	11	<b>Interrupt (Output)</b> - The CS42516 will generate an interrupt condition as per the Interrupt Mask register.
$\overline{\text{RST}}$	12	<b>Reset (Input)</b> - The device enters a low power mode and all internal registers are reset to their default settings when low.
AINR-	13	<b>Differential Right Channel Analog Input (Input)</b> - Signals are presented differentially to the delta-sigma modulators via the AINR+/- pins.
AINR+	14	
AINL+	15	<b>Differential Left Channel Analog Input (Input)</b> - Signals are presented differentially to the delta-sigma modulators via the AINL+/- pins.
AINL-	16	
VQ	17	<b>Quiescent Voltage (Output)</b> - Filter connection for internal quiescent reference voltage.
FILT+	18	<b>Positive Voltage Reference (Output)</b> - Positive reference voltage for the internal sampling circuits.
REFGND	19	<b>Reference Ground (Input)</b> - Ground reference for the internal sampling circuits.
	20	
NC	21 22 23	<b>No Connect Pins</b> - Do not make any connection to these pins.
AOUTA1 +,-	36,37	<b>Differential Analog Output (Output)</b> - The full-scale differential analog output level is specified in the Analog Characteristics specification table.
AOUTB1 +,-	35,34	
AOUTA2 +,-	32,33	
AOUTB2 +,-	31,30	
AOUTA3 +,-	28,29	
AOUTB3 +,-	27,26	
VA	24	<b>Analog Power (Input)</b> - Positive power supply for the analog section.
VARX	41	
AGND	25 40	<b>Analog Ground (Input)</b> - Ground reference. Should be connected to analog ground.

## IC BLOCK DIAGRAMS AND TERMINAL DESCRIPTIONS -9

### Q3041 : CS42516-CQZ (192 kHz, 6-Ch Codec with S/PDIF Receiver)

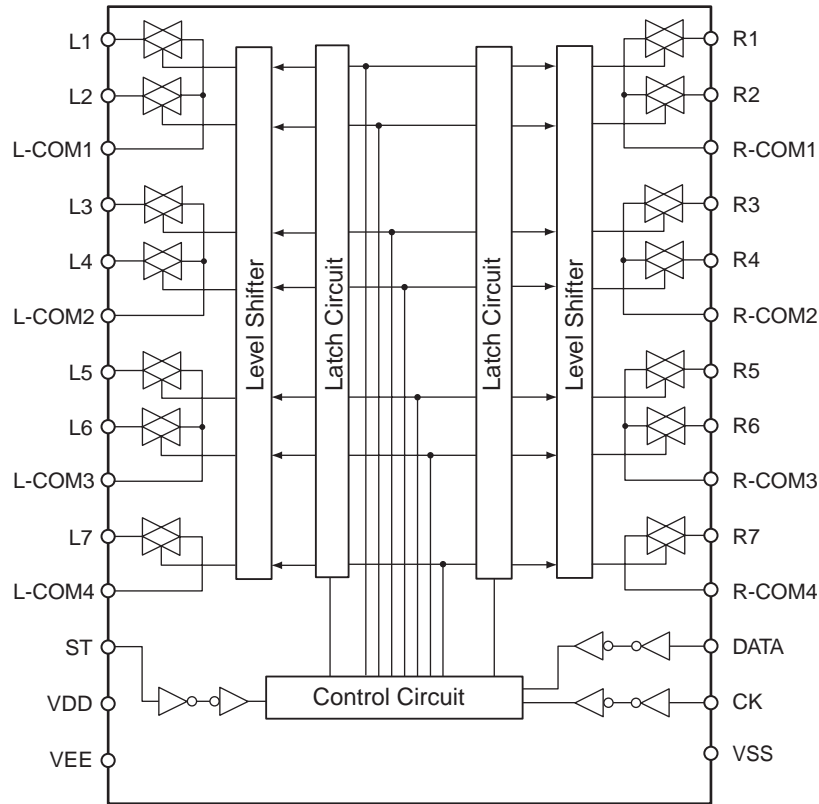
#### TERMINAL DESCRIPTION(2/2)

Pin Name	#	Pin Description
RXP7/GPO7	42	
RXP6/GPO6	43	<b>S/PDIF Receiver Input/ General Purpose Output (Input/Output)</b> - Receiver inputs for S/PDIF encoded data. The CS42516 has an internal 8:2 multiplexer to select the active receiver port, according to the Receiver Mode Control 2 register. These pins can also be configured as general purpose output pins, ADC Overflow indicators or Mute Control outputs according to the RXP/General Purpose Pin Control registers.
RXP5/GPO5	44	
RXP4/GPO4	45	
RXP3/GPO3	46	
RXP2/GPO2	47	
RXP1/GPO1	48	
RXP0	49	<b>S/PDIF Receiver Input (Input)</b> - Dedicated receiver input for S/PDIF encoded data.
TXP	50	<b>S/PDIF Transmitter Output (Output)</b> - S/PDIF encoded data output, mapped directly from one of the receiver inputs as indicated by the Receiver Mode Control 2 register.
VLS	53	<b>Serial Port Interface Power (Input)</b> - Determines the required signal level for the serial port interfaces.
SAI_SDOUT	54	<b>Serial Audio Interface Serial Data Output (Output)</b> - Output for two's complement serial audio PCM data from the S/PDIF incoming stream. This pin can also be configured to transmit the output of the internal and external ADCs.
RMCK	55	<b>Recovered Master Clock (Output)</b> - Recovered master clock output from the External Clock Reference (OMCK, pin 59) or the PLL which is locked to the incoming S/PDIF stream or CX_LRCK.
CX_SDOUT	56	<b>CODEC Serial Data Output (Output)</b> - Output for two's complement serial audio data from the internal and external ADCs.
ADCIN1	58	<b>External ADC Serial Input (Input)</b> - The CS42516 provides for up to two external stereo analog to digital converter inputs to provide a maximum of six channels on one serial data output line when the CS42516 is placed in One-Line Mode.
ADCIN2	57	
OMCK	59	<b>External Reference Clock (Input)</b> - External clock reference
TEST	62	<b>Test Pin (Input)</b> - This pin must be connected to DGND.
SAI_LRCK	60	<b>Serial Audio Interface Left/Right Clock (Input/Output)</b> - Determines which channel, Left or Right, is currently active on the serial audio data line.
SAI_SCLK	61	<b>Serial Audio Interface Serial Clock (Input/Output)</b> - Serial clock for the Serial Audio Interface.

## IC BLOCK DIAGRAMS AND TERMINAL DESCRIPTIONS -10

### Q4306: NJU7311AM(Analog Function Switch)

#### BLOCK DIAGRAM



#### TERMINAL DESCRIPTION

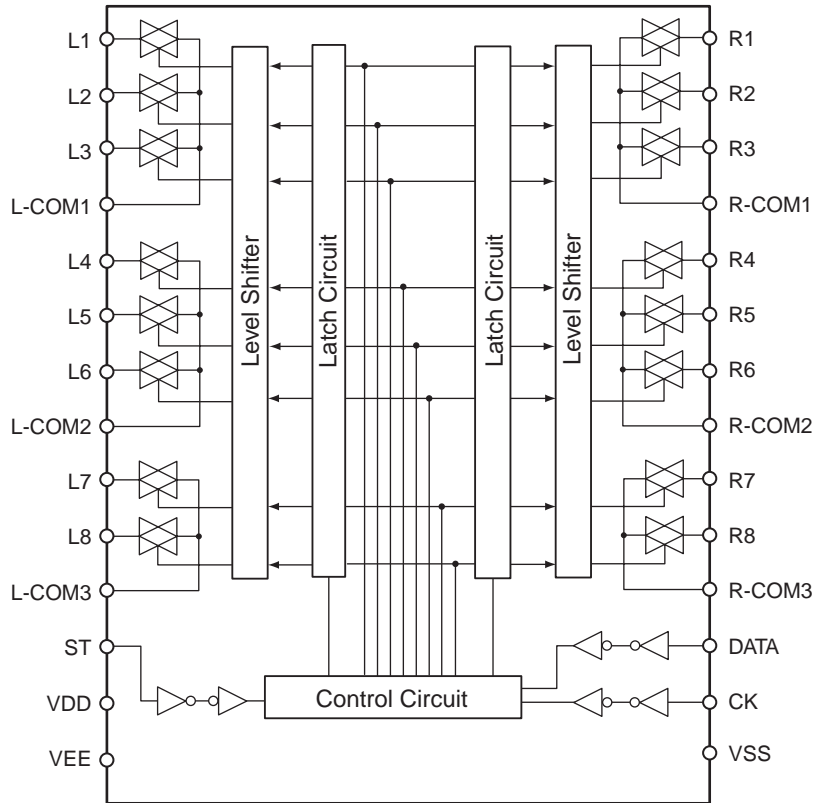
Pin No.	Pin Name	Description
1	VEE	Negative Voltage Supply
2	L1	Analog switch input/output
3	L2	Analog switch input/output
4	L-COM1	L1, L2, Common
5	L3	Analog switch input/output
6	L4	Analog switch input/output
7	L-COM2	L3, L4 common
8	L5	Analog switch input/output
9	L6	Analog switch input/output
10	L-COM3	L5, L6 Common
11	L7	Analog switch input/output
12	L-COM4	L7 Common
14	ST	Chip enable
15	VSS	GND

Pin No.	Pin Name	Description
16	CK	Clock input
17	DATA	Data input
19	R-COM4	R7 Common
20	R7	Analog switch input/output
21	R-COM3	R5, R6 Common
22	R6	Analog switch input/output
23	R5	Analog switch input/output
24	R-COM2	R3, R4 Common
25	R4	Analog switch input/output
26	R3	Analog switch input/output
27	R-COM1	R1, R2, Common
28	R2	Analog switch input/output
29	R1	Analog switch input/output
30	VDD	Positive voltage supply

## IC BLOCK DIAGRAMS AND TERMINAL DESCRIPTIONS -11

### Q2027, Q4304, Q7181: NJU7312AM(Analog Function Switch)

#### BLOCK DIAGRAM



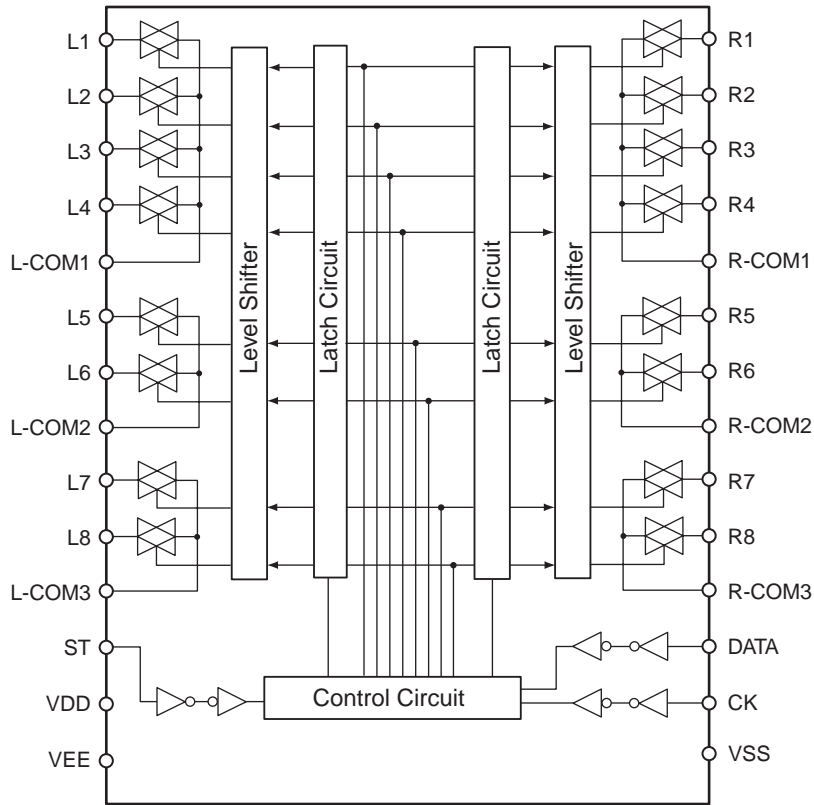
#### TERMINAL DESCRIPTION

Pin No.	Pin Name	Description	Pin No.	Pin Name	Description
1	VEE	Negative Voltage Supply	16	CK	Clock input/output
2	L1	Analog switch input/output	17	DATA	Data input
3	L2	Analog switch input/output	19	R-COM3	R7, R8 Common
4	L3	Analog switch input/output	20	R8	Analog switch input/output
5	L-COM1	L1, L2, L3 Common	21	R7	Analog switch input/output
6	L4	Analog switch input/output	22	R-COM2	R4, R5, R6 Common
7	L5	Analog switch input/output	23	R6	Analog switch input/output
8	L6	Analog switch input/output	24	R5	Analog switch input/output
9	L-COM2	L4, L5, L6 common	25	R4	Analog switch input/output
10	L7	Analog switch input/output	26	R-COM1	R1, R2, R3 Common
11	L8	Analog switch input/output	27	R3	Analog switch input/output
12	L-COM3	L7, L8 Common	28	R2	Analog switch input/output
14	ST	Chip enable	29	R1	Analog switch input/output
15	VSS	GND	30	VDD	Positive voltage supply

## IC BLOCK DIAGRAMS AND TERMINAL DESCRIPTIONS -12

### Q4305: NJU7313AM (Analog Function Switch)

#### BLOCK DI AGRAM



#### TERMINAL DESCRIPTION

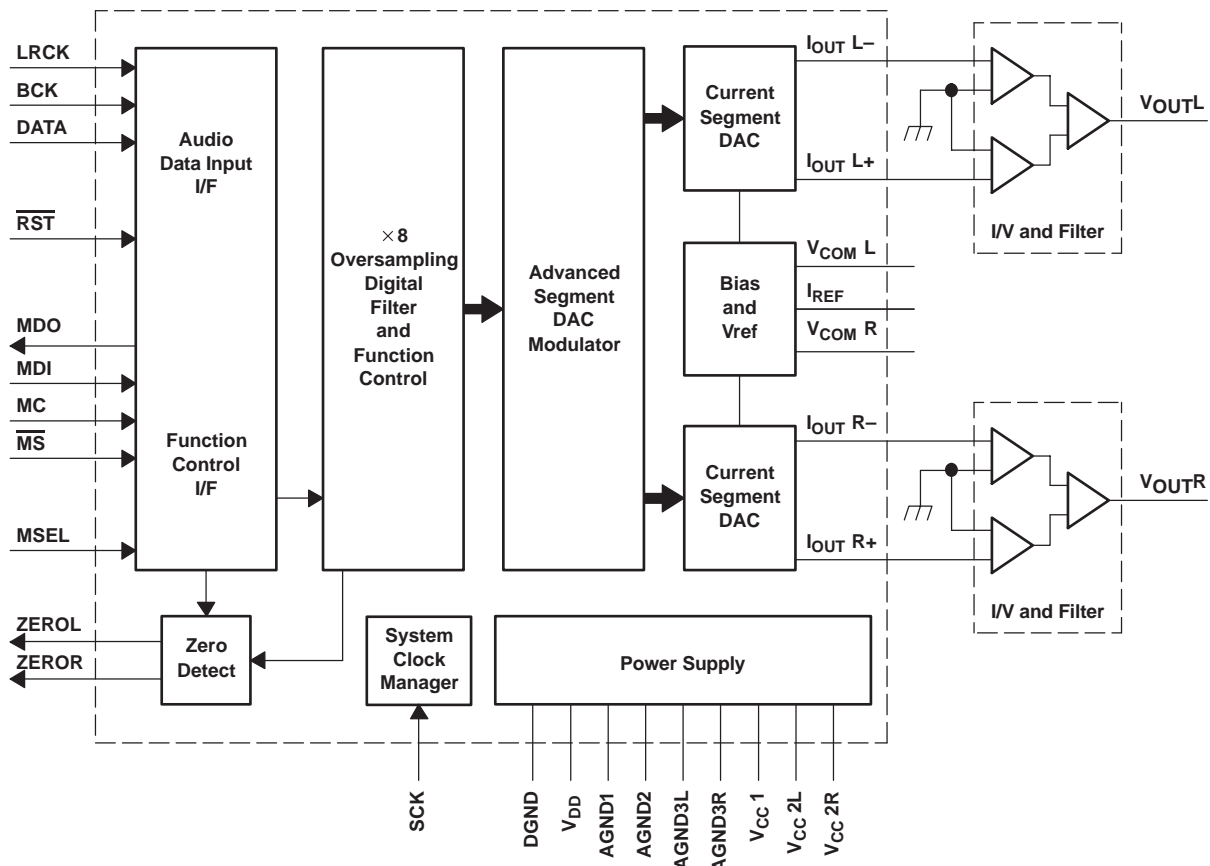
Pin No.	Pin Name	Description
1	VEE	Negative Voltage Supply
2	L1	Analog switch input/output
3	L2	Analog switch input/output
4	L3	Analog switch input/output
5	L4	Analog switch input/output
6	L-COM1	L1, L2, L3, L4 Common
7	L5	Analog switch input/output
8	L6	Analog switch input/output
9	L-COM2	L5, L6 common
10	L7	Analog switch input/output
11	L8	Analog switch input/output
12	L-COM3	L7, L8 Common
14	ST	Chip enable
15	VSS	GND

Pin No.	Pin Name	Description
16	CK	Clock input
17	DATA	Data input
19	R-COM3	R7, R8 Common
20	R8	Analog switch input/output
21	R7	Analog switch input/output
22	R-COM2	R5, R6 Common
23	R6	Analog switch input/output
24	R5	Analog switch input/output
25	R-COM1	R1, R2, R3, R4 Common
26	R4	Analog switch input/output
27	R3	Analog switch input/output
28	R2	Analog switch input/output
29	R1	Analog switch input/output
30	VDD	Positive voltage supply


# IC BLOCK DIAGRAMS AND TERMINAL DESCRIPTIONS -13

Q3701,Q3721,Q3741,Q3761,Q3781: PCM1796DBR (24 bit, 192 kHz, 2ch DAC)

## BLOCK DIAGRAM



## PIN CONFIGURATION



## IC BLOCK DIAGRAMS AND TERMINAL DESCRIPTIONS -14

Q3701,Q3721,Q3741,Q3761,Q3781: PCM1796DBR (24 bit, 192 kHz, 2ch DAC)

## TERMINAL DESCRIPTION

TERMINAL NAME	PIN	I/O	DESCRIPTION
AGND1	19	–	Analog ground (internal bias)
AGND2	24	–	Analog ground (internal bias)
AGND3L	27	–	Analog ground (L-channel DACFF)
AGND3R	16	–	Analog ground (R-channel DACFF)
BCK	6	I	Bit clock input <sup>(1)</sup>
DATA	5	I	Serial audio data input <sup>(1)</sup>
DGND	8	–	Digital ground
I <sub>OUTL+</sub>	25	O	L-channel analog current output+
I <sub>OUTL-</sub>	26	O	L-channel analog current output–
I <sub>OUTR+</sub>	17	O	R-channel analog current output+
I <sub>OUTR-</sub>	18	O	R-channel analog current output–
I <sub>REF</sub>	20	–	Output current reference bias pin
LRCK	4	I	Left and right clock (f <sub>S</sub> ) input <sup>(1)</sup>
MC	12	I	Mode control clock input <sup>(1)</sup>
MDI	11	I	Mode control data input <sup>(1)</sup>
MDO	13	I/O	Mode control readback data output <sup>(3)</sup>
$\overline{\text{MS}}$	10	I/O	Mode control chip-select input <sup>(2)</sup>
MSEL	3	I	I <sup>2</sup> C/SPI select <sup>(1)</sup>
$\overline{\text{RST}}$	14	I	Reset <sup>(1)</sup>
SCK	7	I	System clock input <sup>(1)</sup>
V <sub>CC1</sub>	23	–	Analog power supply, 5 V
V <sub>CC2L</sub>	28	–	Analog power supply (L-channel DACFF), 5 V
V <sub>CC2R</sub>	15	–	Analog power supply (R-channel DACFF), 5 V
V <sub>COML</sub>	22	–	L-channel internal bias decoupling pin
V <sub>COMR</sub>	21	–	R-channel internal bias decoupling pin
V <sub>DD</sub>	9	–	Digital power supply, 3.3 V
ZEROL	1	I/O	Zero flag for L-channel <sup>(2)</sup>
ZEROR	2	I/O	Zero flag for R-channel <sup>(2)</sup>

(1) Schmitt-trigger input, 5-V tolerant

(2) Schmitt-trigger input and output. 5-V tolerant input and CMOS output

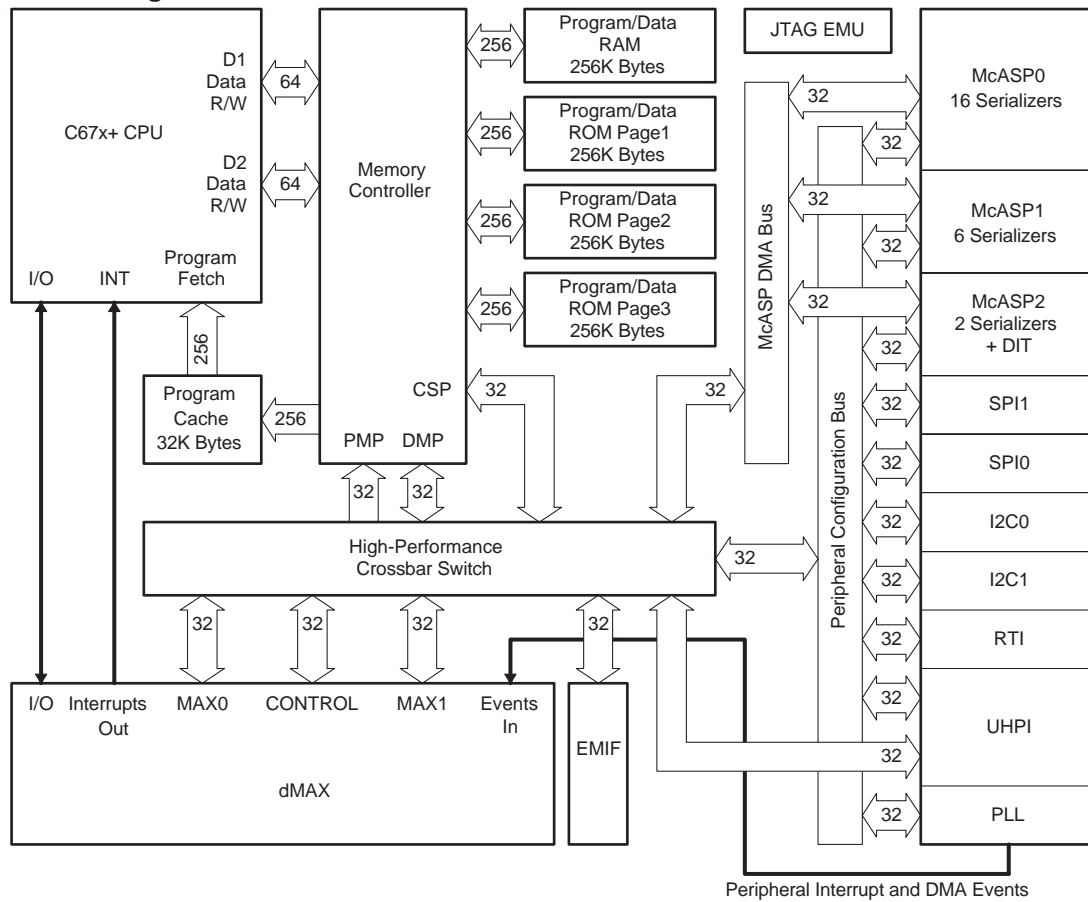
(3) Schmitt-trigger input and output. 5-V tolerant input. In I<sup>2</sup>C mode, this pin becomes an open-drain 3-state output; otherwise, this pin is a CMOS output.

# IC BLOCK DIAGRAMS AND TERMINAL DESCRIPTIONS -15

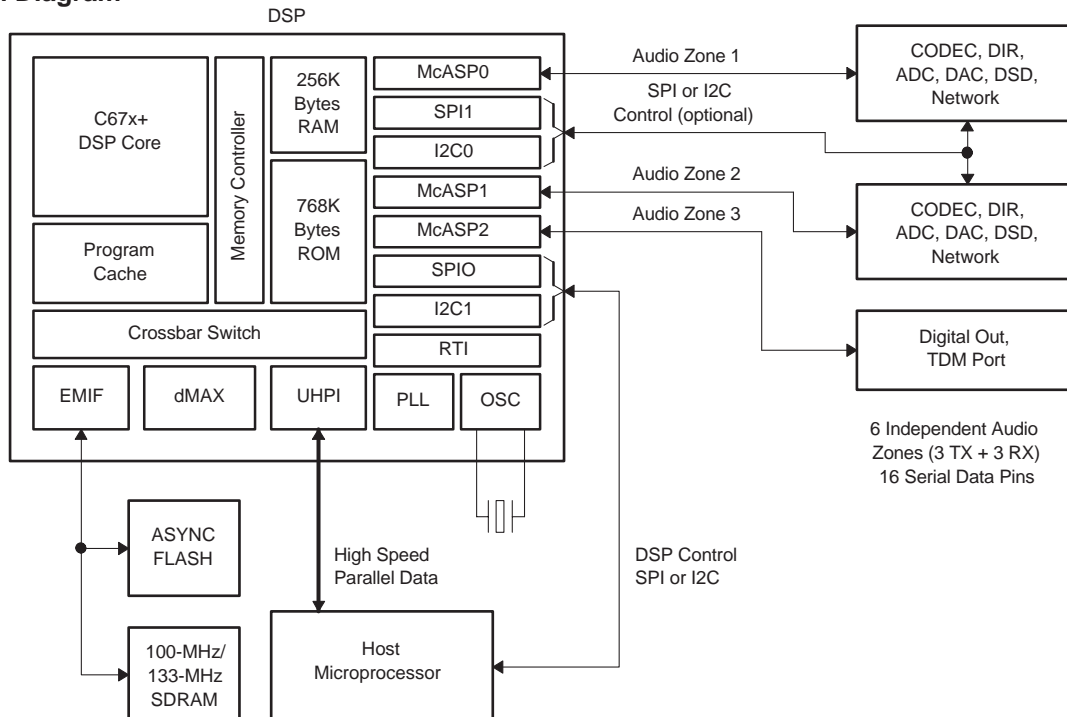
## Q3401, Q3501: D790E001BZDH300 (Audio DSP)

### BLOCK DIAGRAM

Device Block Diagram



System Diagram



# IC BLOCK DIAGRAMS AND TERMINAL DESCRIPTIONS -16

## Q3401, Q3501: D790E001BZDH300 (Audio DSP)

## PIN CONFIGURATION(1/2)

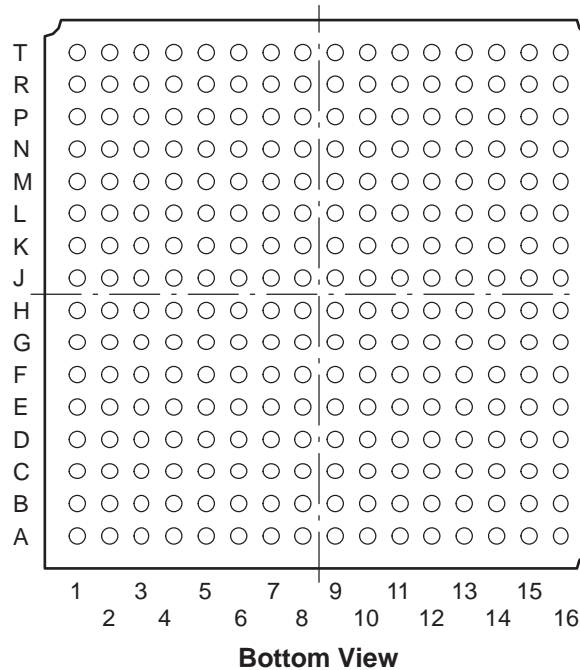
## PIN MAP

	1	2	3	4	5	6	7	8	9	10	11	12	13	14	15	16	
T	V <sub>SS</sub>	DV <sub>DD</sub>	$\overline{\text{EM\_WE}}$	EM_D[7]	EM_D[5]	EM_D[3]	V <sub>SS</sub>	EM_D[0]	EM_D[14]	V <sub>SS</sub>	EM_D[11]	EM_D[9]	$\overline{\text{EM\_WE\_DQM[1]}}$	EM_CKE	DV <sub>DD</sub>	V <sub>SS</sub>	T
R	DV <sub>DD</sub>	EM_D[23] /UHPI_ HA[7]	$\overline{\text{EM\_CAS}}$	$\overline{\text{EM\_WE\_DQM[0]}}$	EM_D[6]	EM_D[4]	EM_D[2]	EM_D[1]	EM_D[15]	EM_D[13]	EM_D[12]	EM_D[10]	EM_D[8]	EM_CLK	$\overline{\text{EM\_WE\_DQM[3]}}$	DV <sub>DD</sub>	R
P	TCK	UHPI_ HD[24]	EM_D[21] /UHPI_ HA[5]	EM_D[20] /UHPI_ HA[4]	EM_D[19] /UHPI_ HA[3]	EM_D[17] /UHPI_ HA[1]	EM_D[31] /UHPI_ HA[15]	DV <sub>DD</sub>	EM_D[28] /UHPI_ HA[12]	EM_D[26] /UHPI_ HA[10]	EM_D[24] /UHPI_ HA[8]	EM_A[12]	$\overline{\text{EM\_WE\_DQM[2]}}$	UHPI_ HD[7]	EM_A[11]	EM_A[9]	P
N	$\overline{\text{EMU[1]}}$	UHPI_ HD[25]	UHPI_ HD[26]	EM_D[22] /UHPI_ HA[6]	DV <sub>DD</sub>	EM_D[18] /UHPI_ HA[2]	EM_D[16] /UHPI_ HA[0]	EM_D[30] /UHPI_ HA[14]	EM_D[29] /UHPI_ HA[13]	EM_D[27] /UHPI_ HA[11]	EM_D[25] /UHPI_ HA[9]	DV <sub>DD</sub>	UHPI_ HD[5]	UHPI_ HD[6]	EM_A[8]	EM_A[7]	N
M	$\overline{\text{EMU[0]}}$	TDO	UHPI_ HD[27]	DV <sub>DD</sub>	V <sub>SS</sub>	CV <sub>DD</sub>	CV <sub>DD</sub>	CV <sub>DD</sub>	CV <sub>DD</sub>	CV <sub>DD</sub>	CV <sub>DD</sub>	V <sub>SS</sub>	DV <sub>DD</sub>	UHPI_ HD[2]	EM_A[6]	EM_A[5]	M
L	TDI	UHPI_ HD[30]	UHPI_ HD[28]	UHPI_ HD[29]	V <sub>SS</sub>	V <sub>SS</sub>	V <sub>SS</sub>	V <sub>SS</sub>	V <sub>SS</sub>	V <sub>SS</sub>	V <sub>SS</sub>	V <sub>SS</sub>	UHPI_ HD[3]	UHPI_ HD[4]	EM_A[4]	EM_A[3]	L
K	V <sub>SS</sub>	PLLHV	TMS	$\overline{\text{TRST}}$	CV <sub>DD</sub>	V <sub>SS</sub>	V <sub>SS</sub>	V <sub>SS</sub>	V <sub>SS</sub>	V <sub>SS</sub>	V <sub>SS</sub>	CV <sub>DD</sub>	UHPI_ HD[0]	UHPI_ HD[1]	EM_A[2]	V <sub>SS</sub>	K
J	OSCV <sub>SS</sub>	OSCIN	OSCOU	OSCV <sub>DD</sub>	CV <sub>DD</sub>	V <sub>SS</sub>	V <sub>SS</sub>	V <sub>SS</sub>	V <sub>SS</sub>	V <sub>SS</sub>	V <sub>SS</sub>	CV <sub>DD</sub>	UHPI_ HD[15]	DV <sub>DD</sub>	EM_A[1]	EM_A[0]	J
H	UHPI_ HD[16] /HHWIL	CLKIN	V <sub>SS</sub>	UHPI_ HD[31]	CV <sub>DD</sub>	V <sub>SS</sub>	V <sub>SS</sub>	V <sub>SS</sub>	V <sub>SS</sub>	V <sub>SS</sub>	V <sub>SS</sub>	CV <sub>DD</sub>	UHPI_ HD[14]	UHPI_ HD[13]	EM_A[10]	EM_BA[1]	H
G	V <sub>SS</sub>	$\overline{\text{RESET}}$	UHPI_ HD[17]	UHPI_ HD[18]	CV <sub>DD</sub>	V <sub>SS</sub>	V <sub>SS</sub>	V <sub>SS</sub>	V <sub>SS</sub>	V <sub>SS</sub>	V <sub>SS</sub>	CV <sub>DD</sub>	UHPI_ HD[12]	UHPI_ HD[11]	EM_BA[0]	V <sub>SS</sub>	G
F	AFSR1	AFSX1	UHPI_ HD[19]	UHPI_ HD[20]	V <sub>SS</sub>	V <sub>SS</sub>	V <sub>SS</sub>	V <sub>SS</sub>	V <sub>SS</sub>	V <sub>SS</sub>	V <sub>SS</sub>	V <sub>SS</sub>	UHPI_ HD[10]	UHPI_ HD[9]	$\overline{\text{EM\_CS[0]}}$	$\overline{\text{EM\_RAS}}$	F
E	ACLKR1	ACLKX1	UHPI_ HD[21]	DV <sub>DD</sub>	V <sub>SS</sub>	CV <sub>DD</sub>	CV <sub>DD</sub>	CV <sub>DD</sub>	CV <sub>DD</sub>	CV <sub>DD</sub>	CV <sub>DD</sub>	V <sub>SS</sub>	DV <sub>DD</sub>	UHPI_ HD[8]	$\overline{\text{EM\_CS[2]}}$	EM_R $\overline{\text{W}}$	E
D	AHCLKX1	AMUTE1	UHPI_ HD[22]	DV <sub>DD</sub>	DV <sub>DD</sub>	$\overline{\text{UHPI\_HRDY}}$	$\overline{\text{UHPI\_HDS[1]}}$	UHPI_ HR $\overline{\text{W}}$	UHPI_ HCNTL[0]	AMUTE2/ HINT	ACLKX2	DV <sub>DD</sub>	DV <sub>DD</sub>	EM_WAIT	$\overline{\text{EM\_OE}}$	SPI0_ENA /I2C1_ SDA	D
C	AMUTE0	AHCLKX0 /AHCLKX2	UHPI_ HD[23]	$\overline{\text{UHPI\_HBE[2]}}$	$\overline{\text{UHPI\_HBE[1]}}$	$\overline{\text{UHPI\_HBE[0]}}$	$\overline{\text{UHPI\_HDS[2]}}$	$\overline{\text{UHPI\_HCS}}$	$\overline{\text{UHPI\_HAS}}$	UHPI_ HCNTL[1]	AFSX2	AFSR2	ACLKR2	AHCLKR2	SPI0_SCS /I2C1_ SCL	SPI0_CLK /I2C0_ SCL	C
B	DV <sub>DD</sub>	$\overline{\text{UHPI\_HBE[3]}}$	AHCLKR0 /AHCLKR1	AFSR0	AXR0[15] /AXR2[0]	AXR0[13] /AXR1[0]	AXR0[12] /AXR1[1]	AXR0[10] /AXR1[3]	AXR0[8] /AXR1[5] /SPI1_ SOMI	AXR0[7] /SPI1_ CLK	AXR0[5] /SPI1_ SCS	AXR0[3]	AXR0[1]	SPI0_ SOMI /I2C0_ SDA	SPI0_ SIMO	DV <sub>DD</sub>	B
A	V <sub>SS</sub>	DV <sub>DD</sub>	AFSX0	ACLKX0	ACLKR0	AXR0[14] /AXR2[1]	V <sub>SS</sub>	AXR0[11] /AXR1[2]	AXR0[9] /AXR1[4] /SPI1_ SIMO	V <sub>SS</sub>	AXR0[6] /SPI1_ ENA	AXR0[4]	AXR0[2]	AXR0[0]	DV <sub>DD</sub>	V <sub>SS</sub>	A

## IC BLOCK DIAGRAMS AND TERMINAL DESCRIPTIONS -17

### Q3401, Q3501: D790E001BZDH300 (Audio DSP)

#### PIN CONFIGURATION(2/2)



#### TERMINAL DESCRIPTION(1/5)

SIGNAL NAME	BALL NO.	TYPE <sup>(1)</sup>	PULL <sup>(2)</sup>	GPIO <sup>(3)</sup>	DESCRIPTION
<b>Clocks</b>					
OSCIN	J2	I	-	N	1.2-V Oscillator Input
OSCOUT	J3	O	-	N	1.2-V Oscillator Output
OSCV <sub>DD</sub>	J4	PWR	-	N	Oscillator 1.2-V V <sub>DD</sub> tap point (for filter only)
OSCV <sub>SS</sub>	J1	PWR	-	N	Oscillator V <sub>SS</sub> tap point (for filter only)
CLKIN	H2	I	-	N	Alternate clock input (3.3-V LVCMOS Input)
PLLHV	K2	PWR	-	N	PLL 3.3-V Supply Input (requires external filter)
<b>Device Reset</b>					
RESET	G2	I	-	N	Device reset pin
<b>Emulation/JTAG Port</b>					
TCK	P1	I	IPU	N	Test Clock
TMS	K3	I	IPU	N	Test Mode Select
TDI	L1	I	IPU	N	Test Data In
TDO	M2	OZ	IPU	N	Test Data Out
TRST	K4	I	IPD	N	Test Reset
EMU[0]	M1	IO	IPU	N	Emulation Pin 0
EMU[1]	N1	IO	IPU	N	Emulation Pin 1
<b>Power Pins</b>					
Core Supply (CV <sub>DD</sub> )	E6, E7, E8, E9, E10, E11, G5, G12, H5, H12, J5, J12, K5, K12, M6, M7, M8, M9, M10, M11				
IO Supply (DV <sub>DD</sub> )	A2, A15, B1, B16, D4, D5, D12, D13, E4, E13, J14, M4, M13, N5, N12, P8, R1, R16, T2, T15				
Ground (V <sub>SS</sub> )	A1, A7, A10, A16, E5, E12, F5, F6, F7, F8, F9, F10, F11, F12, G1, G6, G7, G8, G9, G10, G11, G16, H3, H6, H7, H8, H9, H10, H11, J6, J7, J8, J9, J10, J11, K1, K6, K7, K8, K9, K10, K11, K16, L5, L6, L7, L8, L9, L10, L11, L12, M5, M12, T1, T7, T10, T16				

## IC BLOCK DIAGRAMS AND TERMINAL DESCRIPTIONS -18

### Q3401, Q3501: D790E001BZDH300 (Audio DSP)

#### TERMINAL DESCRIPTION(2/5)

SIGNAL NAME	BALL NO.	TYPE <sup>(1)</sup>	PULL <sup>(2)</sup>	GPIO <sup>(3)</sup>	DESCRIPTION
<b>External Memory Interface (EMIF) Address and Control</b>					
EM_A[0]	J16	O	-	N	EMIF Address Bus
EM_A[1]	J15	O	-	N	
EM_A[2]	K15	O	-	N	
EM_A[3]	L16	O	-	N	
EM_A[4]	L15	O	-	N	
EM_A[5]	M16	O	-	N	
EM_A[6]	M15	O	-	N	
EM_A[7]	N16	O	-	N	
EM_A[8]	N15	O	-	N	
EM_A[9]	P16	O	-	N	
EM_A[10]	H15	O	-	N	
EM_A[11]	P15	O	-	N	
EM_A[12]	P12	O	IPD	N	
EM_BA[0]	G15	O	-	N	SDRAM Bank Address and Asynchronous Memory Low-Order Address
EM_BA[1]	H16	O	-	N	
EM_CS[0]	F15	O	-	N	SDRAM Chip Select
EM_CS[2]	E15	O	-	N	Asynchronous Memory Chip Select
EM_CAS	R3	O	-	N	SDRAM Column Address Strobe
EM_RAS	F16	O	-	N	SDRAM Row Address Strobe
EM_WE	T3	O	-	N	SDRAM Write Enable
EM_CKE	T14	O	-	N	SDRAM Clock Enable
EM_CLK	R14	O	-	N	SDRAM Clock
EM_WE_DQM[0]	R4	O	-	N	Write Enable or Byte Enable for EM_D[7:0]
EM_WE_DQM[1]	T13	O	-	N	Write Enable or Byte Enable for EM_D[15:8]
EM_WE_DQM[2]	P13	O	IPU	N	Write Enable or Byte Enable for EM_D[23:16]
EM_WE_DQM[3]	R15	O	IPU	N	Write Enable or Byte Enable for EM_D[31:24]
EM_OE	D15	O	-	N	SDRAM Output Enable
EM_RW	E16	O	-	N	Asynchronous Memory Read/not Write
EM_WAIT	D14	I	IPU	N	Asynchronous Wait Input (Programmable Polarity) or Interrupt (NAND)

- (1) TYPE column refers to pin direction in functional mode. If a pin has more than one function with different directions, the functions are separated with a slash (/).
- (2) PULL column:  
IPD = Internal Pulldown resistor  
IPU = Internal Pullup resistor
- (3) If the GPIO column is 'Y', then in GPIO mode, the pin is configurable as an IO unless otherwise marked.

## IC BLOCK DIAGRAMS AND TERMINAL DESCRIPTIONS -19

### Q3401, Q3501: D790E001BZDH300 (Audio DSP)

#### TERMINAL DESCRIPTION(3/5)

SIGNAL NAME	BALL NO.	TYPE <sup>(1)</sup>	PULL <sup>(2)</sup>	GPIO <sup>(3)</sup>	DESCRIPTION
<b>External Memory Interface (EMIF) Data Bus / Universal Host-Port Interface (UHPI) Address Bus Option</b>					
EM_D[0]	T8	IO	-	N	EMIF Data Bus [Lower 16 Bits]
EM_D[1]	R8	IO	-	N	
EM_D[2]	R7	IO	-	N	
EM_D[3]	T6	IO	-	N	
EM_D[4]	R6	IO	-	N	
EM_D[5]	T5	IO	-	N	
EM_D[6]	R5	IO	-	N	
EM_D[7]	T4	IO	-	N	
EM_D[8]	R13	IO	-	N	
EM_D[9]	T12	IO	-	N	
EM_D[10]	R12	IO	-	N	
EM_D[11]	T11	IO	-	N	
EM_D[12]	R11	IO	-	N	
EM_D[13]	R10	IO	-	N	
EM_D[14]	T9	IO	-	N	
EM_D[15]	R9	IO	-	N	
EM_D[16]/UHPI_HA[0]	N7	IO/I	IPD	N	EMIF Data Bus [Upper 16 Bits (IO)] or UHPI Address Input (I)
EM_D[17]/UHPI_HA[1]	P6	IO/I	IPD	N	
EM_D[18]/UHPI_HA[2]	N6	IO/I	IPD	N	
EM_D[19]/UHPI_HA[3]	P5	IO/I	IPD	N	
EM_D[20]/UHPI_HA[4]	P4	IO/I	IPD	N	
EM_D[21]/UHPI_HA[5]	P3	IO/I	IPD	N	
EM_D[22]/UHPI_HA[6]	N4	IO/I	IPD	N	
EM_D[23]/UHPI_HA[7]	R2	IO/I	IPD	N	
EM_D[24]/UHPI_HA[8]	P11	IO/I	IPD	N	
EM_D[25]/UHPI_HA[9]	N11	IO/I	IPD	N	
EM_D[26]/UHPI_HA[10]	P10	IO/I	IPD	N	
EM_D[27]/UHPI_HA[11]	N10	IO/I	IPD	N	
EM_D[28]/UHPI_HA[12]	P9	IO/I	IPD	N	
EM_D[29]/UHPI_HA[13]	N9	IO/I	IPD	N	
EM_D[30]/UHPI_HA[14]	N8	IO/I	IPD	N	
EM_D[31]/UHPI_HA[15]	P7	IO/I	IPD	N	

## IC BLOCK DIAGRAMS AND TERMINAL DESCRIPTIONS -20

### Q3401, Q3501: D790E001BZDH300 (Audio DSP)

#### TERMINAL DESCRIPTION(4/5)

SIGNAL NAME	BALL NO.	TYPE <sup>(1)</sup>	PULL <sup>(2)</sup>	GPIO <sup>(3)</sup>	DESCRIPTION
<b>Universal Host-Port Interface (UHPI) Data and Control</b>					
UHPI_HD[0]	K13	IO	IPD	Y	UHPI Data Bus [Lower 16 Bits]
UHPI_HD[1]	K14	IO	IPD	Y	
UHPI_HD[2]	M14	IO	IPD	Y	
UHPI_HD[3]	L13	IO	IPD	Y	
UHPI_HD[4]	L14	IO	IPD	Y	
UHPI_HD[5]	N13	IO	IPD	Y	
UHPI_HD[6]	N14	IO	IPD	Y	
UHPI_HD[7]	P14	IO	IPD	Y	
UHPI_HD[8]	E14	IO	IPD	Y	
UHPI_HD[9]	F14	IO	IPD	Y	
UHPI_HD[10]	F13	IO	IPD	Y	
UHPI_HD[11]	G14	IO	IPD	Y	
UHPI_HD[12]	G13	IO	IPD	Y	
UHPI_HD[13]	H14	IO	IPD	Y	
UHPI_HD[14]	H13	IO	IPD	Y	
UHPI_HD[15]	J13	IO	IPD	Y	
UHPI_HD[16]/HHWIL	H1	IO/I	IPD	Y	UHPI Data Bus [Upper 16 Bits (IO)] in the following modes: <ul style="list-style-type: none"> <li>• Fullword Multiplexed Address and Data</li> <li>• Fullword Non-Multiplexed</li> </ul> UHPI_HHWIL (I) on pin UHPI_HD[16]/HHWIL and GPIO on other pins in the following mode: <ul style="list-style-type: none"> <li>• Half-word Multiplexed Address and Data</li> </ul> In this mode, UHPI_HHWIL indicates whether the high or low half-word is being addressed.
UHPI_HD[17]	G3	IO	IPD	Y	
UHPI_HD[18]	G4	IO	IPD	Y	
UHPI_HD[19]	F3	IO	IPD	Y	
UHPI_HD[20]	F4	IO	IPD	Y	
UHPI_HD[21]	E3	IO	IPD	Y	
UHPI_HD[22]	D3	IO	IPD	Y	
UHPI_HD[23]	C3	IO	IPD	Y	
UHPI_HD[24]	P2	IO	IPD	Y	
UHPI_HD[25]	N2	IO	IPD	Y	
UHPI_HD[26]	N3	IO	IPD	Y	
UHPI_HD[27]	M3	IO	IPD	Y	
UHPI_HD[28]	L3	IO	IPD	Y	
UHPI_HD[29]	L4	IO	IPD	Y	
UHPI_HD[30]	L2	IO	IPD	Y	
UHPI_HD[31]	H4	IO	IPD	Y	
<b>Universal Host-Port Interface (UHPI) Control</b>					
$\overline{\text{UHPI\_HBE}}[0]$	C6	I	IPD	Y	UHPI Byte Enable for UHPI_HD[7:0]
$\overline{\text{UHPI\_HBE}}[1]$	C5	I	IPD	Y	UHPI Byte Enable for UHPI_HD[15:8]
$\overline{\text{UHPI\_HBE}}[2]$	C4	I	IPD	Y	UHPI Byte Enable for UHPI_HD[23:16]
$\overline{\text{UHPI\_HBE}}[3]$	B2	I	IPD	Y	UHPI Byte Enable for UHPI_HD[31:24]
$\overline{\text{UHPI\_HCNTL}}[0]$	D9	I	IPD	Y	UHPI Control Inputs Select Access Mode
$\overline{\text{UHPI\_HCNTL}}[1]$	C10	I	IPD	Y	
$\overline{\text{UHPI\_HAS}}$	C9	I	IPD	Y	UHPI Host Address Strobe for Hosts with Multiplexed Address/Data bus
$\overline{\text{UHPI\_HRW}}$	D8	I	IPD	Y	UHPI Read/not Write Input
$\overline{\text{UHPI\_HDS}}[1]$	D7	I	IPU	Y	UHPI Select Signals which create the internal $\overline{\text{HSTROBE}}$ active when:
$\overline{\text{UHPI\_HDS}}[2]$	C7	I	IPU	Y	
$\overline{\text{UHPI\_HCS}}$	C8	I	IPU	Y	$(\overline{\text{UHPI\_HCS}} == '0') \& (\overline{\text{UHPI\_HDS}}[1] != \overline{\text{UHPI\_HDS}}[2])$
$\overline{\text{UHPI\_HRDY}}$	D6	O	IPD	Y	UHPI Ready Output

## IC BLOCK DIAGRAMS AND TERMINAL DESCRIPTIONS -21

## Q3401, Q3501: D790E001BZDH300 (Audio DSP)

## TERMINAL DESCRIPTION(5/5)

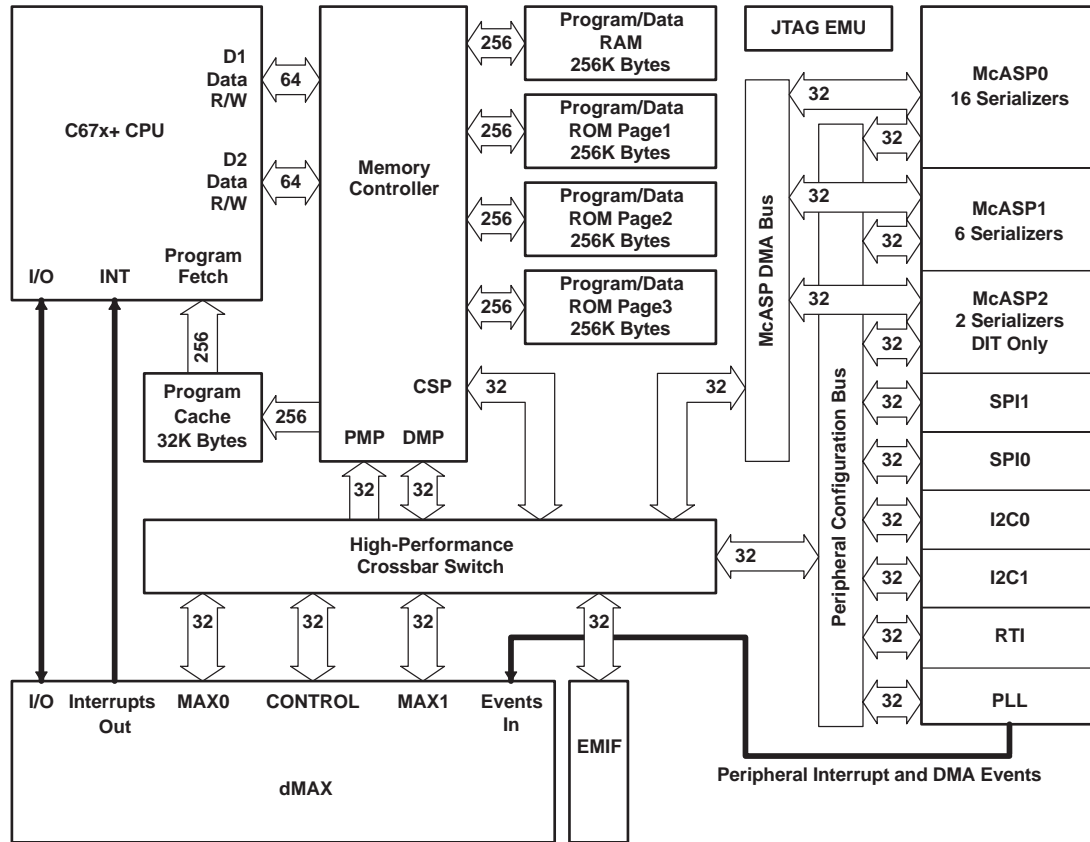
SIGNAL NAME	BALL NO.	TYPE <sup>(1)</sup>	PULL <sup>(2)</sup>	GPIO <sup>(3)</sup>	DESCRIPTION
<b>McASP0, McASP1, McASP2, and SPI1 Serial Ports</b>					
AHCLKR0/AHCLKR1	B3	IO	-	Y	McASP0 and McASP1 Receive Master Clock
ACLKR0	A5	IO	-	Y	McASP0 Receive Bit Clock
AFSR0	B4	IO	-	Y	McASP0 Receive Frame Sync (L/R Clock)
AHCLKX0/AHCLKX2	C2	IO	-	Y	McASP0 and McASP2 Transmit Master Clock
ACLKX0	A4	IO	-	Y	McASP0 Transmit Bit Clock
AFSX0	A3	IO	-	Y	McASP0 Transmit Frame Sync (L/R Clock)
AMUTE0	C1	O	-	Y	McASP0 MUTE Output
AXR0[0]	A14	IO	-	Y	McASP0 Serial Data 0
AXR0[1]	B13	IO	-	Y	McASP0 Serial Data 1
AXR0[2]	A13	IO	-	Y	McASP0 Serial Data 2
AXR0[3]	B12	IO	-	Y	McASP0 Serial Data 3
AXR0[4]	A12	IO	-	Y	McASP0 Serial Data 4
AXR0[5]/SPI1_SCS	B11	IO	-	Y	McASP0 Serial Data 5 or SPI1 Slave Chip Select
AXR0[6]/SPI1_ENA	A11	IO	-	Y	McASP0 Serial Data 6 or SPI1 Enable (Ready)
AXR0[7]/SPI1_CLK	B10	IO	-	Y	McASP0 Serial Data 7 or SPI1 Serial Clock
AXR0[8]/AXR1[5]/SPI1_SOMI	B9	IO	-	Y	McASP0 Serial Data 8 or McASP1 Serial Data 5 or SPI1 Data Pin Slave Out Master In
AXR0[9]/AXR1[4]/SPI1_SIMO	A9	IO	-	Y	McASP0 Serial Data 9 or McASP1 Serial Data 4 or SPI1 Data Pin Slave In Master Out
AXR0[10]/AXR1[3]	B8	IO	-	Y	McASP0 Serial Data 10 or McASP1 Serial Data 3
AXR0[11]/AXR1[2]	A8	IO	-	Y	McASP0 Serial Data 11 or McASP1 Serial Data 2
AXR0[12]/AXR1[1]	B7	IO	-	Y	McASP0 Serial Data 12 or McASP1 Serial Data 1
AXR0[13]/AXR1[0]	B6	IO	-	Y	McASP0 Serial Data 13 or McASP1 Serial Data 0
AXR0[14]/AXR2[1]	A6	IO	-	Y	McASP0 Serial Data 14 or McASP2 Serial Data 1
AXR0[15]/AXR2[0]	B5	IO	-	Y	McASP0 Serial Data 15 or McASP2 Serial Data 0
ACLKR1	E1	IO	-	Y	McASP1 Receive Bit Clock
AFSR1	F1	IO	-	Y	McASP1 Receive Frame Sync (L/R Clock)
AHCLKX1	D1	IO	-	Y	McASP1 Transmit Master Clock
ACLKX1	E2	IO	-	Y	McASP1 Transmit Bit Clock
AFSX1	F2	IO	-	Y	McASP1 Transmit Frame Sync (L/R Clock)
AMUTE1	D2	O	-	Y	McASP1 MUTE Output
AHCLKR2	C14	IO	IPD	Y	McASP2 Receive Master Clock
ACLKR2	C13	IO	IPD	Y	McASP2 Receive Bit Clock
AFSR2	C12	IO	IPD	Y	McASP2 Receive Frame Sync (L/R Clock)
ACLKX2	D11	IO	IPD	Y	McASP2 Transmit Bit Clock
AFSX2	C11	IO	IPD	Y	McASP2 Transmit Frame Sync (L/R Clock)
AMUTE2/HINT	D10	O	IPD	Y	McASP2 MUTE Output or UHPI Host Interrupt
<b>SPI0, I2C0, and I2C1 Serial Port Pins</b>					
SPI0_SOMI/I2C0_SDA	B14	IO	-	Y	SPI0 Data Pin Slave Out Master In or I2C0 Serial Data
SPI0_SIMO	B15	IO	-	Y	SPI0 Data Pin Slave In Master Out
SPI0_CLK/I2C0_SCL	C16	IO	-	Y	SPI0 Serial Clock or I2C0 Serial Clock
SPI0_SCS/I2C1_SCL	C15	IO	-	Y	SPI0 Slave Chip Select or I2C1 Serial Clock
SPI0_ENA/I2C1_SDA	D16	IO	-	Y	SPI0 Enable (Ready) or I2C1 Serial Data

# IC BLOCK DIAGRAMS AND TERMINAL DESCRIPTIONS -22

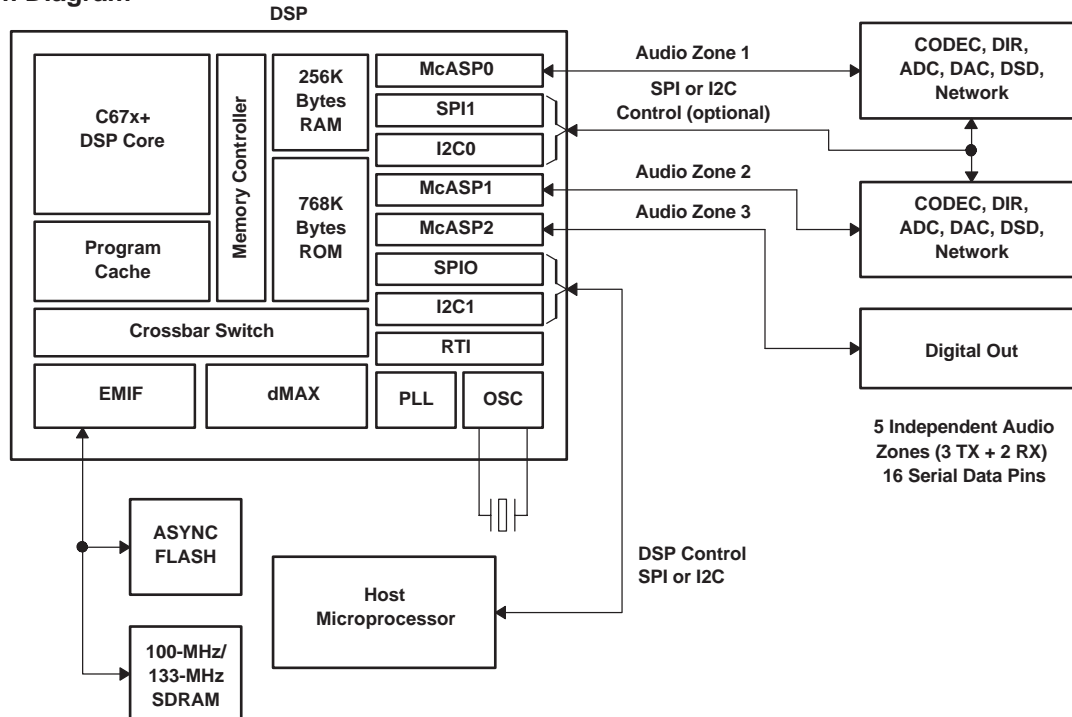
## Q3501: D788E001BRFP266/D708E001BRFP266 (Audio DSP)

### BLOCK DIAGRAM

Device Block Diagram




System Diagram



## IC BLOCK DIAGRAMS AND TERMINAL DESCRIPTIONS -23

## Q3501: D788E001BRFP266/D708E001BRFP266 (Audio DSP)

## PIN CONFIGURATION



## IC BLOCK DIAGRAMS AND TERMINAL DESCRIPTIONS -24

## Q3501: D788E001BRFP266/D708E001BRFP266 (Audio DSP)

## TERMINAL DESCRIPTION(1/3)

SIGNAL NAME	PIN NO.	TYPE <sup>(1)</sup>	PULL <sup>(2)</sup>	GPIO <sup>(3)</sup>	DESCRIPTION
<b>External Memory Interface (EMIF) Address and Control</b>					
EM_A[0]	91	O	-	N	EMIF Address Bus
EM_A[1]	89	O	-	N	
EM_A[2]	88	O	-	N	
EM_A[3]	86	O	-	N	
EM_A[4]	84	O	-	N	
EM_A[5]	83	O	-	N	
EM_A[6]	80	O	-	N	
EM_A[7]	79	O	-	N	
EM_A[8]	76	O	-	N	
EM_A[9]	75	O	-	N	
EM_A[10]	93	O	-	N	
EM_A[11]	74	O	-	N	
EM_BA[0]	96	O	-	N	SDRAM Bank Address and Asynchronous Memory Low-Order Address
EM_BA[1]	94	O	-	N	
EM_CS[0]	97	O	-	N	SDRAM Chip Select
EM_CS[2]	100	O	-	N	Asynchronous Memory Chip Select
EM_CAS	37	O	-	N	SDRAM Column Address Strobe
EM_RAS	98	O	-	N	SDRAM Row Address Strobe
EM_WE	38	O	-	N	SDRAM Write Enable
EM_CKE	71	O	-	N	SDRAM Clock Enable
EM_CLK	70	O	-	N	SDRAM Clock
EM_WE_DQM[0]	39	O	-	N	Write Enable or Byte Enable for EM_D[7:0]
EM_WE_DQM[1]	67	O	-	N	Write Enable or Byte Enable for EM_D[15:8]
EM_OE	104	O	-	N	SDRAM Output Enable
EM_RW	102	O	-	N	Asynchronous Memory Read/not Write

- (1) TYPE column refers to pin direction in functional mode. If a pin has more than one function with different directions, the functions are separated with a slash (/).
- (2) PULL column:  
IPD = Internal Pulldown resistor  
IPU = Internal Pullup resistor
- (3) If the GPIO column is 'Y', then in GPIO mode, the pin is configurable as an IO unless otherwise marked.

## IC BLOCK DIAGRAMS AND TERMINAL DESCRIPTIONS -25

## Q3501: D788E001BRFP266/D708E001BRFP266 (Audio DSP)

## TERMINAL DESCRIPTION(2/3)

SIGNAL NAME	PIN NO.	TYPE <sup>(1)</sup>	PULL <sup>(2)</sup>	GPIO <sup>(3)</sup>	DESCRIPTION
<b>McASP0, McASP1, McASP2, and SPI1 Serial Ports</b>					
AHCLKR0/AHCLKR1	143	IO	-	Y	McASP0 and McASP1 Receive Master Clock
ACLKR0	139	IO	-	Y	McASP0 Receive Bit Clock
AFSR0	141	IO	-	Y	McASP0 Receive Frame Sync (L/R Clock)
AHCLKX0/AHCLKX2	2	IO	-	Y	McASP0 and McASP2 Transmit Master Clock
ACLKX0	142	IO	-	Y	McASP0 Transmit Bit Clock
AFSX0	144	IO	-	Y	McASP0 Transmit Frame Sync (L/R Clock)
AMUTE0	3	O	-	Y	McASP0 MUTE Output
AXR0[0]	113	IO	-	Y	McASP0 Serial Data 0
AXR0[1]	115	IO	-	Y	McASP0 Serial Data 1
AXR0[2]	116	IO	-	Y	McASP0 Serial Data 2
AXR0[3]	117	IO	-	Y	McASP0 Serial Data 3
AXR0[4]	119	IO	-	Y	McASP0 Serial Data 4
AXR0[5]/SPI1_SCS	120	IO	-	Y	McASP0 Serial Data 5 or SPI1 Slave Chip Select
AXR0[6]/SPI1_ENA	121	IO	-	Y	McASP0 Serial Data 6 or SPI1 Enable (Ready)
AXR0[7]/SPI1_CLK	122	IO	-	Y	McASP0 Serial Data 7 or SPI1 Serial Clock
AXR0[8]/AXR1[5]/SPI1_SOMI	126	IO	-	Y	McASP0 Serial Data 8 or McASP1 Serial Data 5 or SPI1 Data Pin Slave Out Master In
AXR0[9]/AXR1[4]/SPI1_SIMO	127	IO	-	Y	McASP0 Serial Data 9 or McASP1 Serial Data 4 or SPI1 Data Pin Slave In Master Out
AXR0[10]/AXR1[3]	130	IO	-	Y	McASP0 Serial Data 10 or McASP1 Serial Data 3
AXR0[11]/AXR1[2]	131	IO	-	Y	McASP0 Serial Data 11 or McASP1 Serial Data 2
AXR0[12]/AXR1[1]	134	IO	-	Y	McASP0 Serial Data 12 or McASP1 Serial Data 1
AXR0[13]/AXR1[0]	135	IO	-	Y	McASP0 Serial Data 13 or McASP1 Serial Data 0
AXR0[14]/AXR2[1]	137	IO	-	Y	McASP0 Serial Data 14 or McASP2 Serial Data 1
AXR0[15]/AXR2[0]	138	IO	-	Y	McASP0 Serial Data 15 or McASP2 Serial Data 0
ACLKR1	9	IO	-	Y	McASP1 Receive Bit Clock
AFSR1	12	IO	-	Y	McASP1 Receive Frame Sync (L/R Clock)
AHCLKX1	5	IO	-	Y	McASP1 Transmit Master Clock
ACLKX1	7	IO	-	Y	McASP1 Transmit Bit Clock
AFSX1	11	IO	-	Y	McASP1 Transmit Frame Sync (L/R Clock)
AMUTE1	4	O	-	Y	McASP1 MUTE Output
<b>SPI0, I2C0, and I2C1 Serial Port Pins</b>					
SPI0_SOMI/I2C0_SDA	111	IO	-	Y	SPI0 Data Pin Slave Out Master In or I2C0 Serial Data
SPI0_SIMO	110	IO	-	Y	SPI0 Data Pin Slave In Master Out
SPI0_CLK/I2C0_SCL	108	IO	-	Y	SPI0 Serial Clock or I2C0 Serial Clock
SPI0_SCS/I2C1_SCL	107	IO	-	Y	SPI0 Slave Chip Select or I2C1 Serial Clock
SPI0_ENA/I2C1_SDA	105	IO	-	Y	SPI0 Enable (Ready) or I2C1 Serial Data

## IC BLOCK DIAGRAMS AND TERMINAL DESCRIPTIONS -26

## Q3501: D788E001BRFP266/D708E001BRFP266 (Audio DSP)

## TERMINAL DESCRIPTION(3/3)

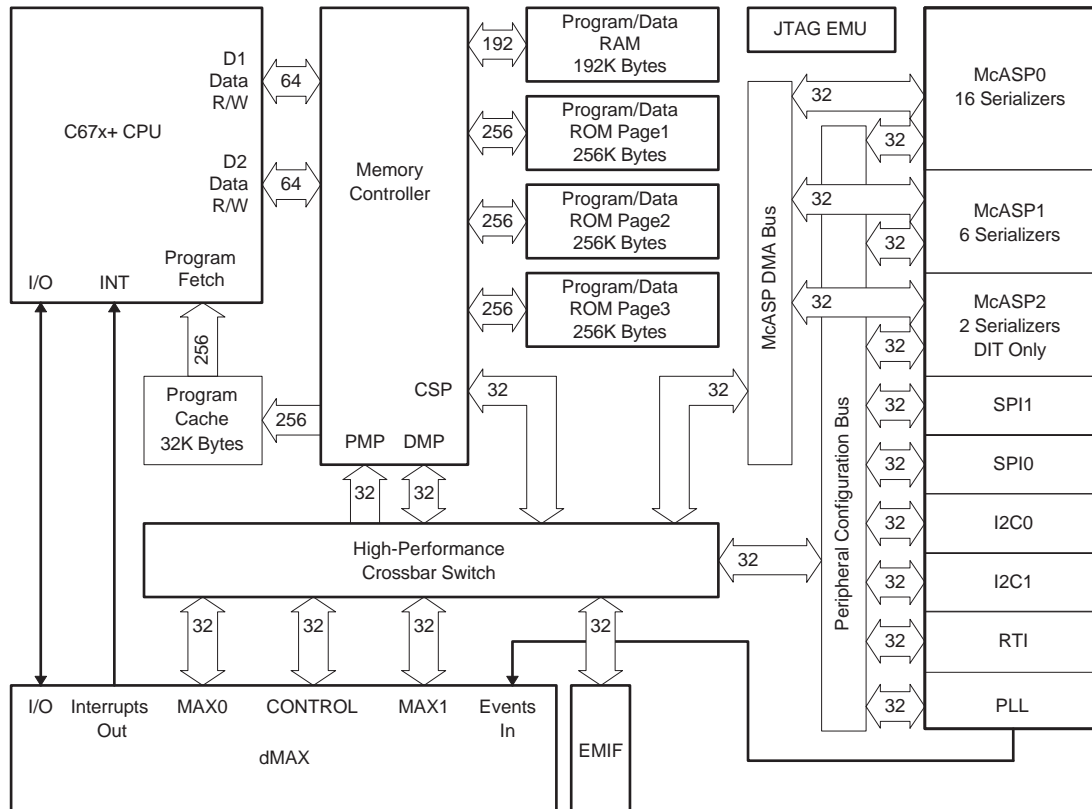
SIGNAL NAME	PIN NO.	TYPE <sup>(1)</sup>	PULL <sup>(2)</sup>	GPIO <sup>(3)</sup>	DESCRIPTION
<b>External Memory Interface (EMIF) Data Bus</b>					
EM_D[0]	52	IO	-	N	EMIF Data Bus [Lower 16 Bits]
EM_D[1]	51	IO	-	N	
EM_D[2]	49	IO	-	N	
EM_D[3]	48	IO	-	N	
EM_D[4]	46	IO	-	N	
EM_D[5]	45	IO	-	N	
EM_D[6]	43	IO	-	N	
EM_D[7]	41	IO	-	N	
EM_D[8]	66	IO	-	N	
EM_D[9]	64	IO	-	N	
EM_D[10]	63	IO	-	N	
EM_D[11]	61	IO	-	N	
EM_D[12]	59	IO	-	N	
EM_D[13]	58	IO	-	N	
EM_D[14]	56	IO	-	N	
EM_D[15]	55	IO	-	N	

SIGNAL NAME	PIN NO.	TYPE <sup>(1)</sup>	PULL <sup>(2)</sup>	GPIO <sup>(3)</sup>	DESCRIPTION
<b>Clocks</b>					
OSCIN	23	I	-	N	1.2-V Oscillator Input
OSCOUT	24	O	-	N	1.2-V Oscillator Output
OSCV <sub>DD</sub>	25	PWR	-	N	Oscillator 1.2-V V <sub>DD</sub> tap point (for filter only)
OSCV <sub>SS</sub>	22	PWR	-	N	Oscillator V <sub>SS</sub> tap point (for filter only)
CLKIN	17	I	-	N	Alternate clock input (3.3-V LVCMOS Input)
PLLHV	27	PWR	-	N	PLL 3.3-V Supply Input (requires external filter)
<b>Device Reset</b>					
RESET	14	I	-	N	Device reset pin
<b>Emulation/JTAG Port</b>					
TCK	35	I	IPU	N	Test Clock
TMS	19	I	IPU	N	Test Mode Select
TDI	28	I	IPU	N	Test Data In
TDO	29	OZ	IPU	N	Test Data Out
TRST	21	I	IPD	N	Test Reset
EMU[0]	32	IO	IPU	N	Emulation Pin 0
EMU[1]	34	IO	IPU	N	Emulation Pin 1
<b>Power Pins</b>					
Core Supply (CV <sub>DD</sub> )	8, 16, 20, 33, 44, 53, 57, 65, 77, 85, 90, 101, 123, 128, 132				
IO Supply (DV <sub>DD</sub> )	10, 31, 42, 50, 60, 68, 73, 81, 92, 103, 112, 125, 136				
Ground (V <sub>SS</sub> )	1, 6, 13, 15, 18, 26, 30, 36, 40, 47, 54, 62, 69, 72, 78, 82, 87, 95, 99, 106, 109, 114, 118, 124, 129, 133, 140				

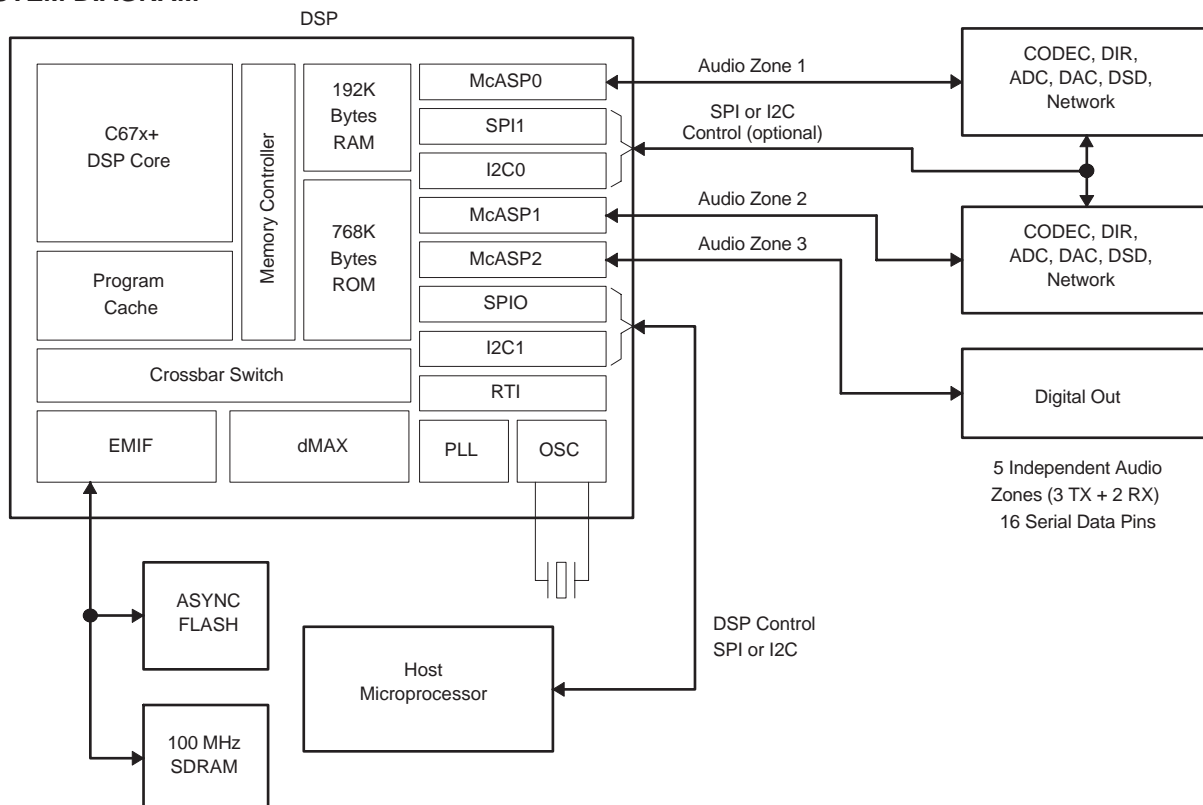
# IC BLOCK DIAGRAMS AND TERMINAL DESCRIPTIONS -27

## Q3601 : D707E001BRFP250 (32 bit Floating-Point Digital Signal Processor)

### BLOCK DIAGRAM




### SYSTEM DIAGRAM



## IC BLOCK DIAGRAMS AND TERMINAL DESCRIPTIONS -28

## Q3601 : D707E001BRFP250 (32 bit Floating-Point Digital Signal Processor)

## PIN CONFIGURATION



## IC BLOCK DIAGRAMS AND TERMINAL DESCRIPTIONS -29

## Q3601 : D707E001BRFP250 (32 bit Floating-Point Digital Signal Processor)

## TERMINAL DESCRIPTION(1/3)

SIGNAL NAME	PIN NO.	TYPE	DESCRIPTION
<b>External Memory Interface (EMIF) Address and Control</b>			
EM_A[0]	91	O	EMIF Address Bus
EM_A[1]	89	O	
EM_A[2]	88	O	
EM_A[3]	86	O	
EM_A[4]	84	O	
EM_A[5]	83	O	
EM_A[6]	80	O	
EM_A[7]	79	O	
EM_A[8]	76	O	
EM_A[9]	75	O	
EM_A[10]	93	O	
EM_A[11]	74	O	
EM_BA[0]	96	O	SDRAM Bank Address and Asynchronous Memory Low-Order Address
EM_BA[1]	94	O	
EM_CS[0]	97	O	SDRAM Chip Select
EM_CS[2]	100	O	Asynchronous Memory Chip Select
EM_CAS	37	O	SDRAM Column Address Strobe
EM_RAS	98	O	SDRAM Row Address Strobe
EM_WE	38	O	SDRAM Write Enable
EM_CKE	71	O	SDRAM Clock Enable
EM_CLK	70	O	SDRAM Clock
EM_WE_DQM[0]	39	O	Write Enable or Byte Enable for EM_D[7:0]
EM_WE_DQM[1]	67	O	Write Enable or Byte Enable for EM_D[15:8]
EM_OE	104	O	SDRAM Output Enable
EM_RW	102	O	Asynchronous Memory Read/not Write
<b>External Memory Interface (EMIF) Data Bus</b>			
EM_D[0]	52	IO	EMIF Data Bus [Lower 16 Bits]
EM_D[1]	51	IO	
EM_D[2]	49	IO	
EM_D[3]	48	IO	
EM_D[4]	46	IO	
EM_D[5]	45	IO	
EM_D[6]	43	IO	
EM_D[7]	41	IO	
EM_D[8]	66	IO	
EM_D[9]	64	IO	
EM_D[10]	63	IO	
EM_D[11]	61	IO	
EM_D[12]	59	IO	
EM_D[13]	58	IO	
EM_D[14]	56	IO	
EM_D[15]	55	IO	

## IC BLOCK DIAGRAMS AND TERMINAL DESCRIPTIONS -30

### Q3601 : D707E001BRFP250 (32 bit Floating-Point Digital Signal Processor)

#### TERMINAL DESCRIPTION(2/3)

SIGNAL NAME	PIN NO.	TYPE	DESCRIPTION
<b>McASP0, McASP1, McASP2, and SPI1 Serial Ports</b>			
AHCLKR0/AHCLKR1	143	IO	McASP0 and McASP1 Receive Master Clock
ACLKR0	139	IO	McASP0 Receive Bit Clock
AFSR0	141	IO	McASP0 Receive Frame Sync (L/R Clock)
AHCLKX0/AHCLKX2	2	IO	McASP0 and McASP2 Transmit Master Clock
ACLKX0	142	IO	McASP0 Transmit Bit Clock
AFSX0	144	IO	McASP0 Transmit Frame Sync (L/R Clock)
AMUTE0	3	O	McASP0 MUTE Output
AXR0[0]	113	IO	McASP0 Serial Data 0
AXR0[1]	115	IO	McASP0 Serial Data 1
AXR0[2]	116	IO	McASP0 Serial Data 2
AXR0[3]	117	IO	McASP0 Serial Data 3
AXR0[4]	119	IO	McASP0 Serial Data 4
AXR0[5]/SPI1_SCS	120	IO	McASP0 Serial Data 5 or SPI1 Slave Chip Select
AXR0[6]/SPI1_ENA	121	IO	McASP0 Serial Data 6 or SPI1 Enable (Ready)
AXR0[7]/SPI1_CLK	122	IO	McASP0 Serial Data 7 or SPI1 Serial Clock
AXR0[8]/AXR1[5]/SPI1_SOMI	126	IO	McASP0 Serial Data 8 or McASP1 Serial Data 5 or SPI1 Data Pin Slave Out Master In
AXR0[9]/AXR1[4]/SPI1_SIMO	127	IO	McASP0 Serial Data 9 or McASP1 Serial Data 4 or SPI1 Data Pin Slave In Master Out
AXR0[10]/AXR1[3]	130	IO	McASP0 Serial Data 10 or McASP1 Serial Data 3
AXR0[11]/AXR1[2]	131	IO	McASP0 Serial Data 11 or McASP1 Serial Data 2
AXR0[12]/AXR1[1]	134	IO	McASP0 Serial Data 12 or McASP1 Serial Data 1
AXR0[13]/AXR1[0]	135	IO	McASP0 Serial Data 13 or McASP1 Serial Data 0
AXR0[14]/AXR2[1]	137	IO	McASP0 Serial Data 14 or McASP2 Serial Data 1
AXR0[15]/AXR2[0]	138	IO	McASP0 Serial Data 15 or McASP2 Serial Data 0
ACLKR1	9	IO	McASP1 Receive Bit Clock
AFSR1	12	IO	McASP1 Receive Frame Sync (L/R Clock)
AHCLKX1	5	IO	McASP1 Transmit Master Clock
ACLKX1	7	IO	McASP1 Transmit Bit Clock
AFSX1	11	IO	McASP1 Transmit Frame Sync (L/R Clock)
AMUTE1	4	O	McASP1 MUTE Output
<b>SPI0, I2C0, and I2C1 Serial Port Pins</b>			
SPI0_SOMI/I2C0_SDA	111	IO	SPI0 Data Pin Slave Out Master In or I2C0 Serial Data
SPI0_SIMO	110	IO	SPI0 Data Pin Slave In Master Out
SPI0_CLK/I2C0_SCL	108	IO	SPI0 Serial Clock or I2C0 Serial Clock
SPI0_SCS/I2C1_SCL	107	IO	SPI0 Slave Chip Selector I2C1 Serial Clock
SPI0_ENA/I2C1_SDA	105	IO	SPI0 Enable (Ready) or I2C1 Serial Data

## IC BLOCK DIAGRAMS AND TERMINAL DESCRIPTIONS -31

### Q3601 : D707E001BRFP250 (32 bit Floating-Point Digital Signal Processor)

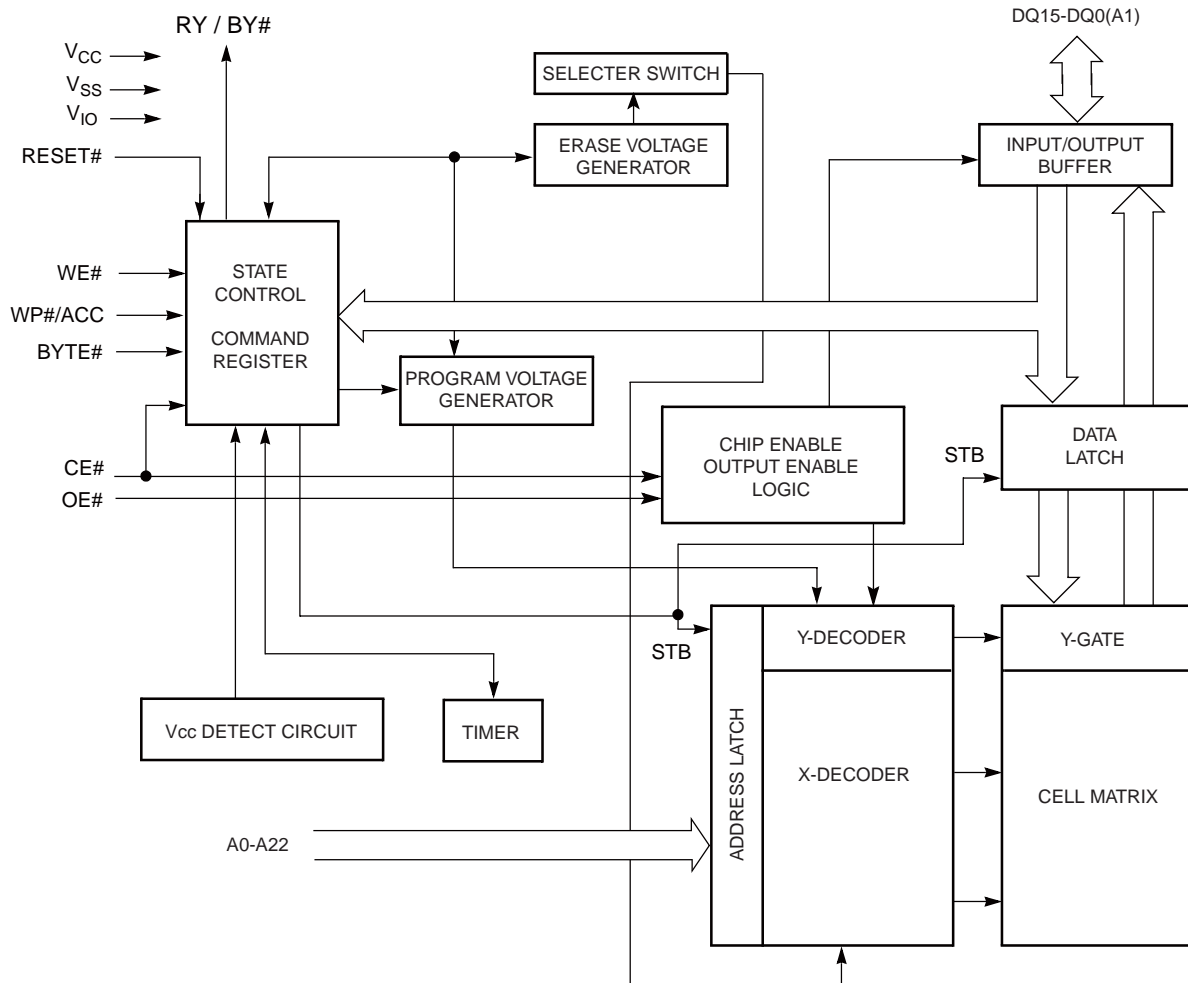
#### TERMINAL DESCRIPTION(3/3)

SIGNAL NAME	PIN NO.	TYPE	DESCRIPTION
<b>Clocks</b>			
OSCIN	23	I	1.2-V OscillatorInput
OSCOU	24	O	1.2-V OscillatorOutput
OSCVDD	25	PWR	Oscillator 1.2-V VDD tap point (for filter only)
OSCVSS	22	PWR	Oscillator VSS tap point (for filter only)
CLKIN	17	I	Alternate clock input (3.3-V LVCMOS Input)
PLLHV	27	PWR	PLL 3.3-V Supply Input (requires external filter)
<b>Device Reset</b>			
RESET	14	I	Device reset pin
<b>Emulation/JTAG Port</b>			
TCK	35	I	Test Clock
TMS	19	I	Test Mode Select
TDI	28	I	Test Data In
TDO	29	OZ	Test Data Out
TRST	21	I	Test Reset
EMU[0]	32	IO	Emulation Pin 0
EMU[1]	34	IO	Emulation Pin 1
<b>Power Pins</b>			
Core Supply (CVDD)	8, 16, 20, 33, 44, 53, 57, 65, 77, 85, 90, 101, 123, 128, 132		
IO Supply (DVDD)	10, 31, 42, 50, 60, 68, 73, 81, 92, 103, 112, 125, 136		
Ground (VSS)	1, 6, 13, 15, 18, 26, 30, 36, 40, 47, 54, 62, 69, 72, 78, 82, 87, 95, 99, 106, 109, 114, 118, 124, 129, 133, 140		

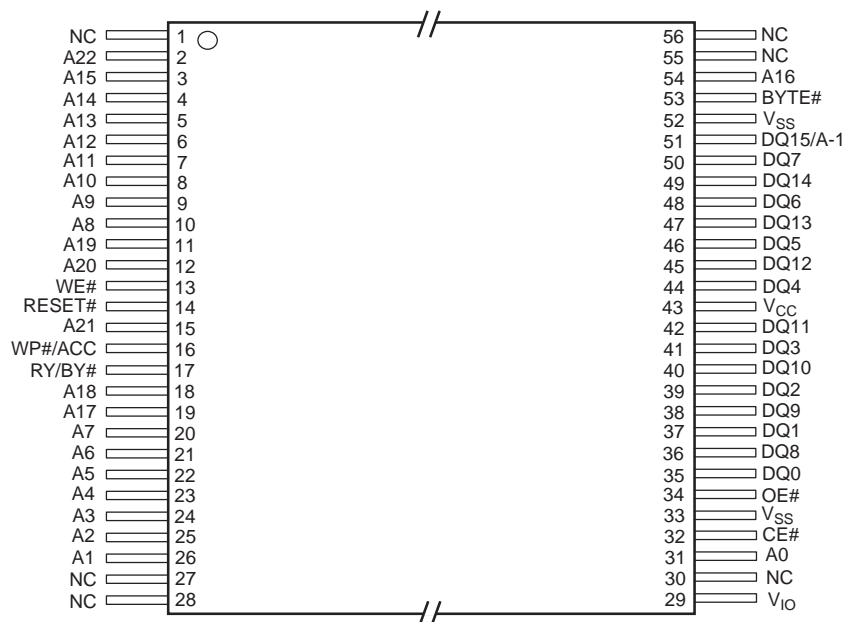
# IC BLOCK DIAGRAMS AND TERMINAL DESCRIPTIONS -32

## U8031: S29GL128N (128 Mbit Flash Memory)

### BLOCK DIAGRAM



### PIN CONFIGURATION



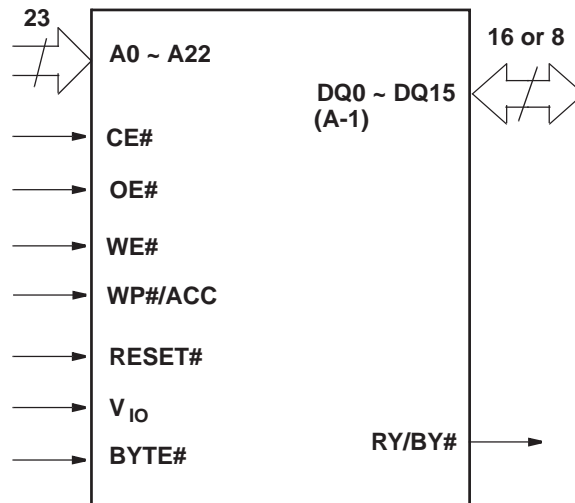
## IC BLOCK DIAGRAMS AND TERMINAL DESCRIPTIONS -33

### U8031: S29GL128N (128 Mbit Flash Memory)

#### TERMINAL DESCRIPTION

PIN	DESCRIPTION
A0 ~ A22	Address Input(23 pins)
DQ0 ~ DQ14	Data Input/Output(15 pins)
DQ15 / A-1	DQ15(Data Input/Output: Word Mode), A-1(LSB Address Input: Bite Mode)
BYTE#	Selector of 8 bit Mode and 16 bit Mode
CE#	Chip Enable
OE#	Output Enable
WE#	Write Enable
RESET#	Hardware Reset Pin
WP# / ACC	Hardware Write Protect Input/Acceleration Input
RY / BY#	Ready / Busy Output
V <sub>CC</sub>	3.0V Power Supply
V <sub>IO</sub>	Output Buffer Power Supply
V <sub>SS</sub>	GND
NC	No Connection

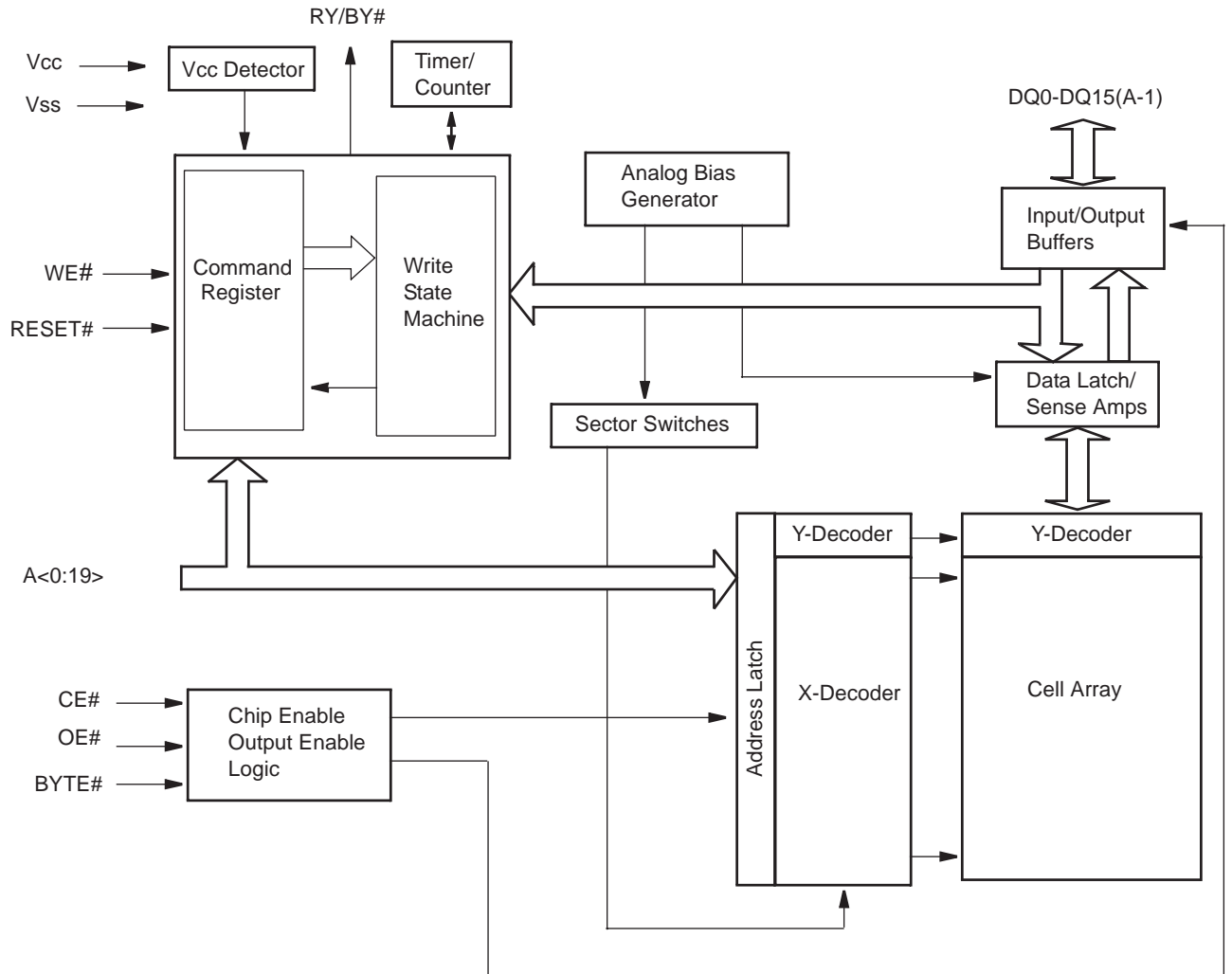
#### LOGIC SYMBOL



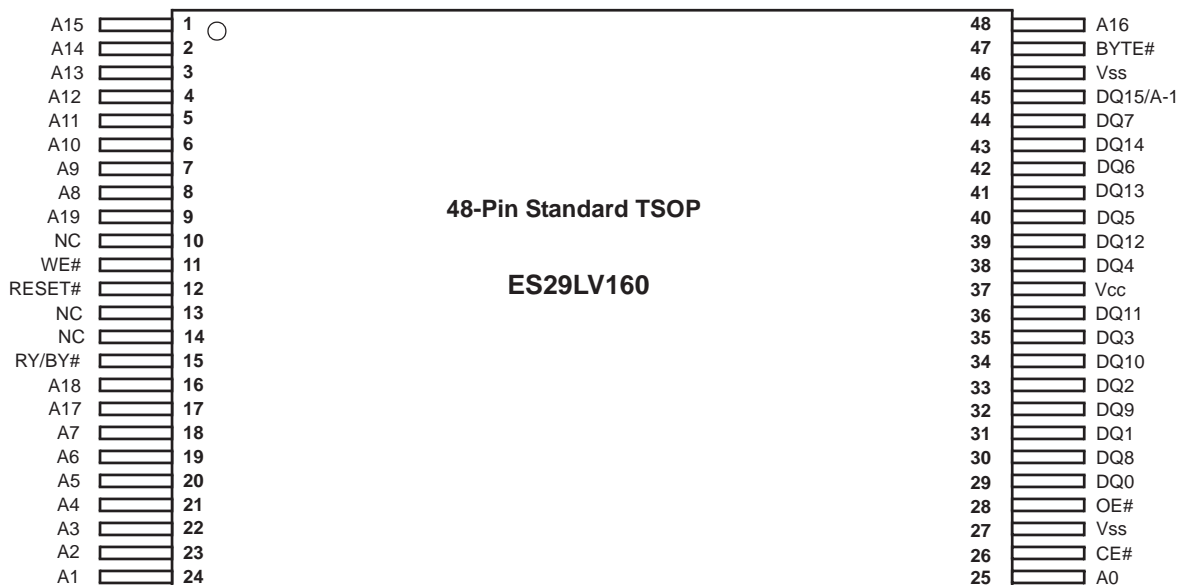
# IC BLOCK DIAGRAMS AND TERMINAL DESCRIPTIONS -34

## Q3451: ES29LV160ET-70TG (16 Mbit Flash Memory)

### BLOCK DIAGRAM



### PIN CONFIGURATION



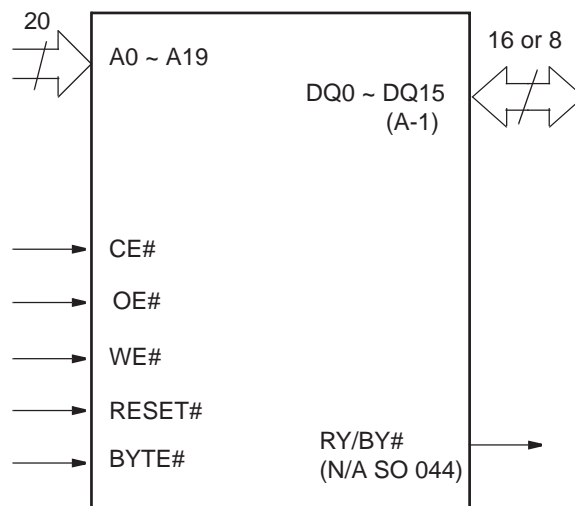
## IC BLOCK DIAGRAMS AND TERMINAL DESCRIPTIONS -35

### Q3451: ES29LV160ET-70TG (16 Mbit Flash Memory)

#### TERMINAL DESCRIPTION

Pin	Description
A0-A19	20 Addresses
DQ0-DQ14	15 Data Inputs/Outputs
DQ15/A-1	DQ15 (Data Input/Output, Word Mode) A-1 (LSB Address Input, Byte Mode)
CE#	Chip Enable
OE#	Output Enable
WE#	Write Enable
RESET#	Hardware Reset Pin, Active Low
BYTE#	Selects 8-bit or 16-bit mode
RY/BY#	Ready/Busy Output (N/A SO 044)
Vcc	3.0 volt-only single power supply (see Product Selector Guide for speed options and voltage supply tolerances)
Vss	Device Ground
NC	Pin Not Connected Internally

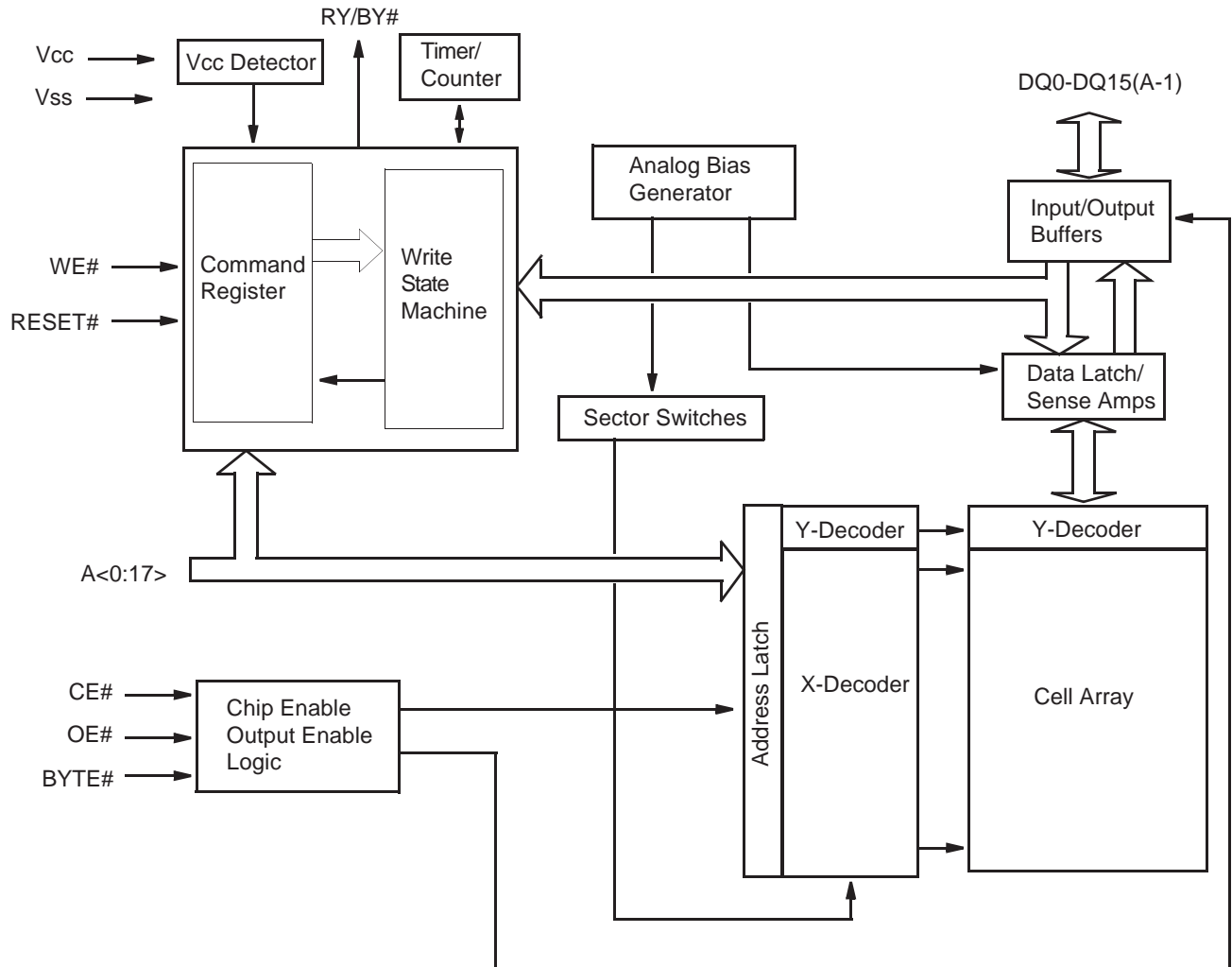
#### LOGIC SYMBOL



## IC BLOCK DIAGRAMS AND TERMINAL DESCRIPTIONS -36

### Q3551 : ES29LV400ET-70TG (4 Mbit Flash Memory)

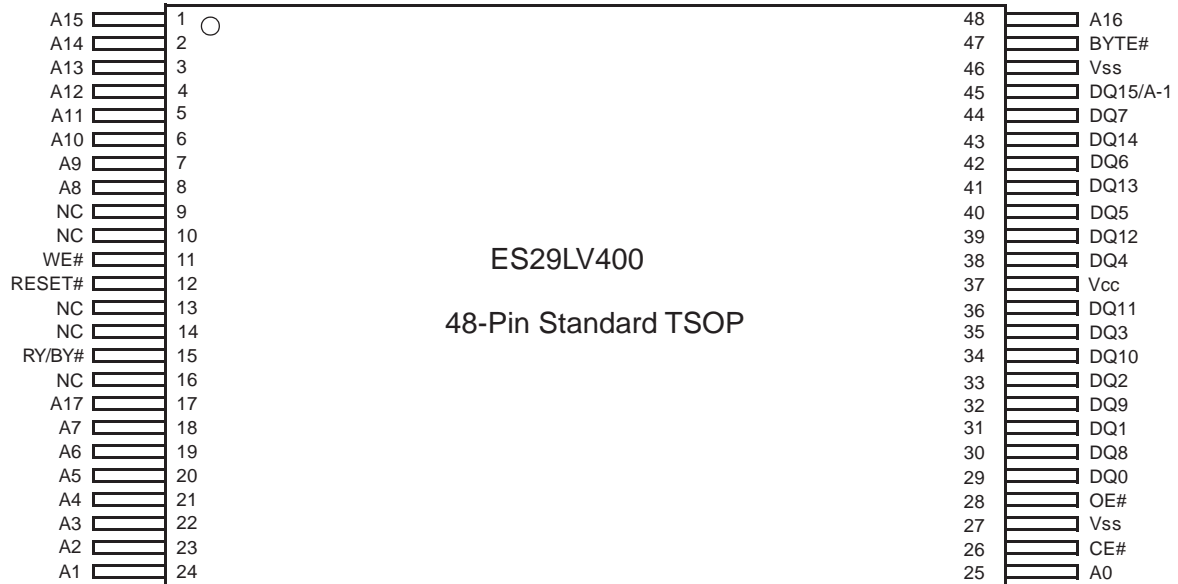
#### BLOCK DIAGRAM



## IC BLOCK DIAGRAMS AND TERMINAL DESCRIPTIONS -37

### Q3551 : ES29LV400ET-70TG (4 Mbit Flash Memory)

#### PIN CONFIGURATION



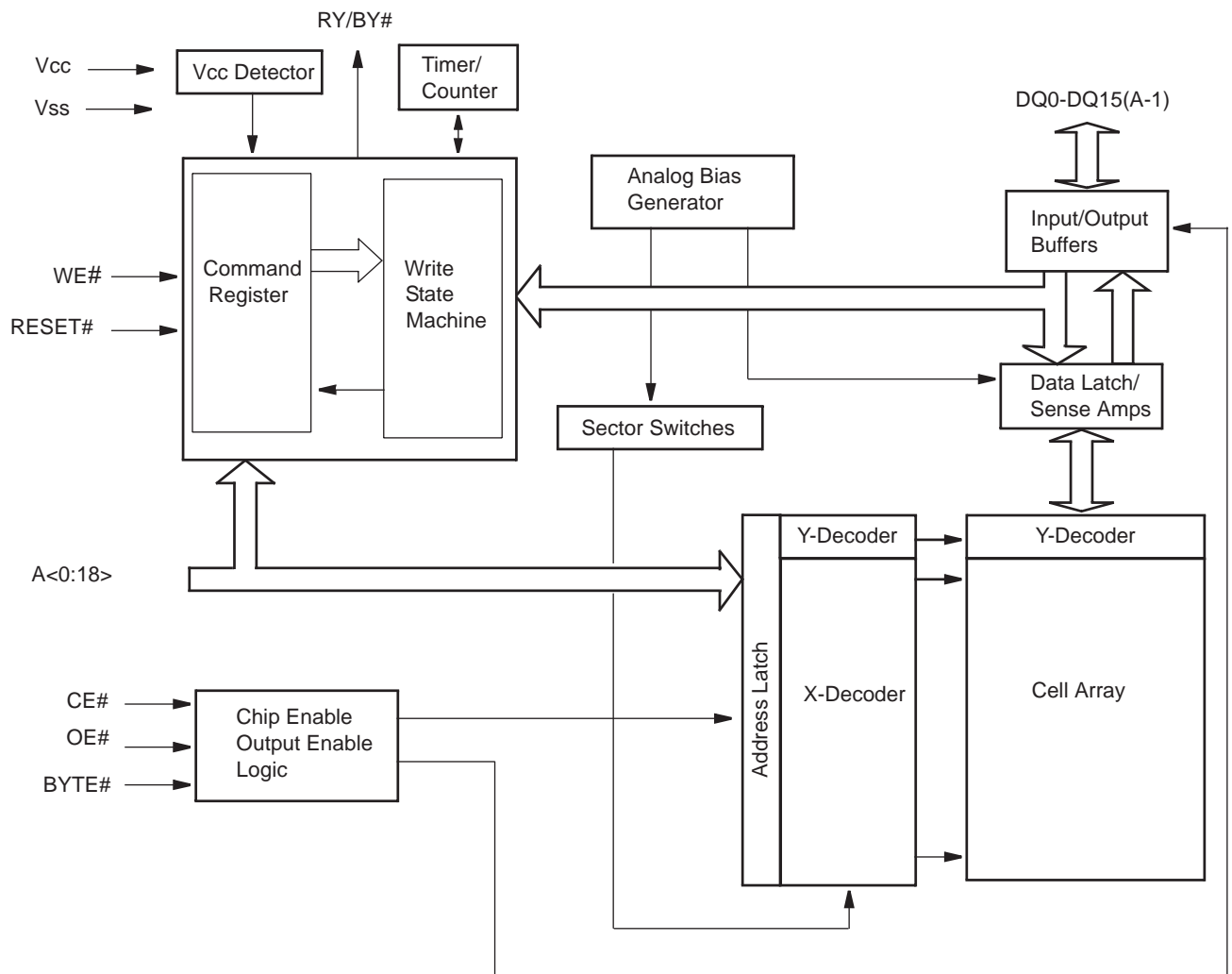
#### TERMINAL DESCRIPTION

Terminal	Description
A0-A17	18 Addresses
DQ0-DQ14	15 Data Inputs/Outputs
DQ15/A-1	DQ15 (Data Input/Output, Word Mode) A-1 (LSB Address Input, Byte Mode)
CE#	Chip Enable
OE#	Output Enable
WE#	Write Enable
RESET#	Hardware Reset Pin, Active Low
BYTE#	Selects 8-bit or 16-bit mode
RY/BY#	Ready/Busy Output
Vcc	3.0 volt-only single power supply (see Product Selector Guide for speed options and voltage supply tolerances)
Vss	Device Ground
NC	Pin Not Connected Internally

# IC BLOCK DIAGRAMS AND TERMINAL DESCRIPTIONS -38

## Q3551 : ES29LV800ET-70TG (8 Mbit Flash Memory)


### BLOCK DIAGRAM



## IC BLOCK DIAGRAMS AND TERMINAL DESCRIPTIONS -39

### Q3551 : ES29LV800ET-70TG (8 Mbit Flash Memory)

#### PIN CONFIGURATION



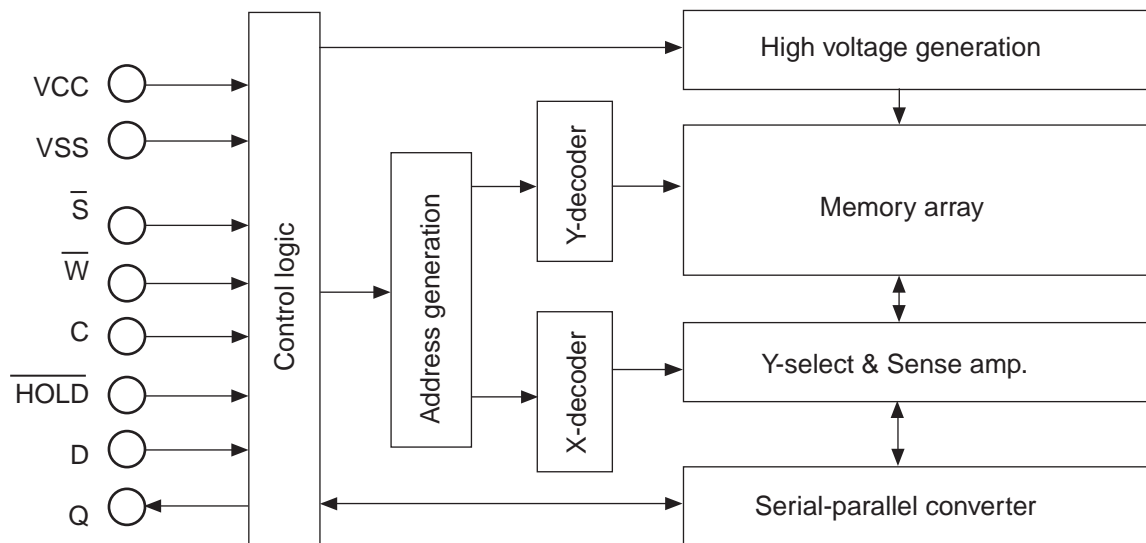
#### TERMINAL DESCRIPTION

Pin	Description
A0-A18	19 Addresses
DQ0-DQ14	15 Data Inputs/Outputs
DQ15/A-1	DQ15 (Data Input/Output, Word Mode) A-1 (LSB Address Input, Byte Mode)
CE#	Chip Enable
OE#	Output Enable
WE#	Write Enable
RESET#	Hardware Reset Pin, Active Low
BYTE#	Selects 8-bit or 16-bit mode
RY/BY#	Ready/Busy Output
Vcc	3.0 volt-only single power supply (see Product Selector Guide for speed options and voltage supply tolerances)
Vss	Device Ground
NC	Pin Not Connected Internally

## IC BLOCK DIAGRAMS AND TERMINAL DESCRIPTIONS -40

Q1022: R1EX25064ASA(8192 x 8 bit EEPROM)

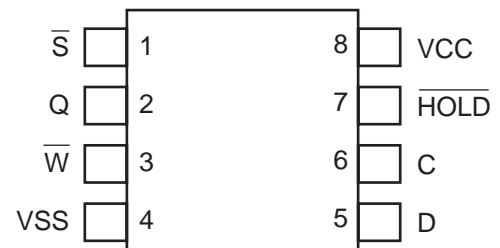
## BLOCK DIAGRAM



## TERMINAL DESCRIPTION

PIN NAME	FUNCTION
C	Serial clock
D	Serial data input
Q	Serial data output
$\bar{S}$	Chip select
$\bar{W}$	Write protect
$\overline{HOLD}$	Hold
VCC	Supply voltage
VSS	Ground

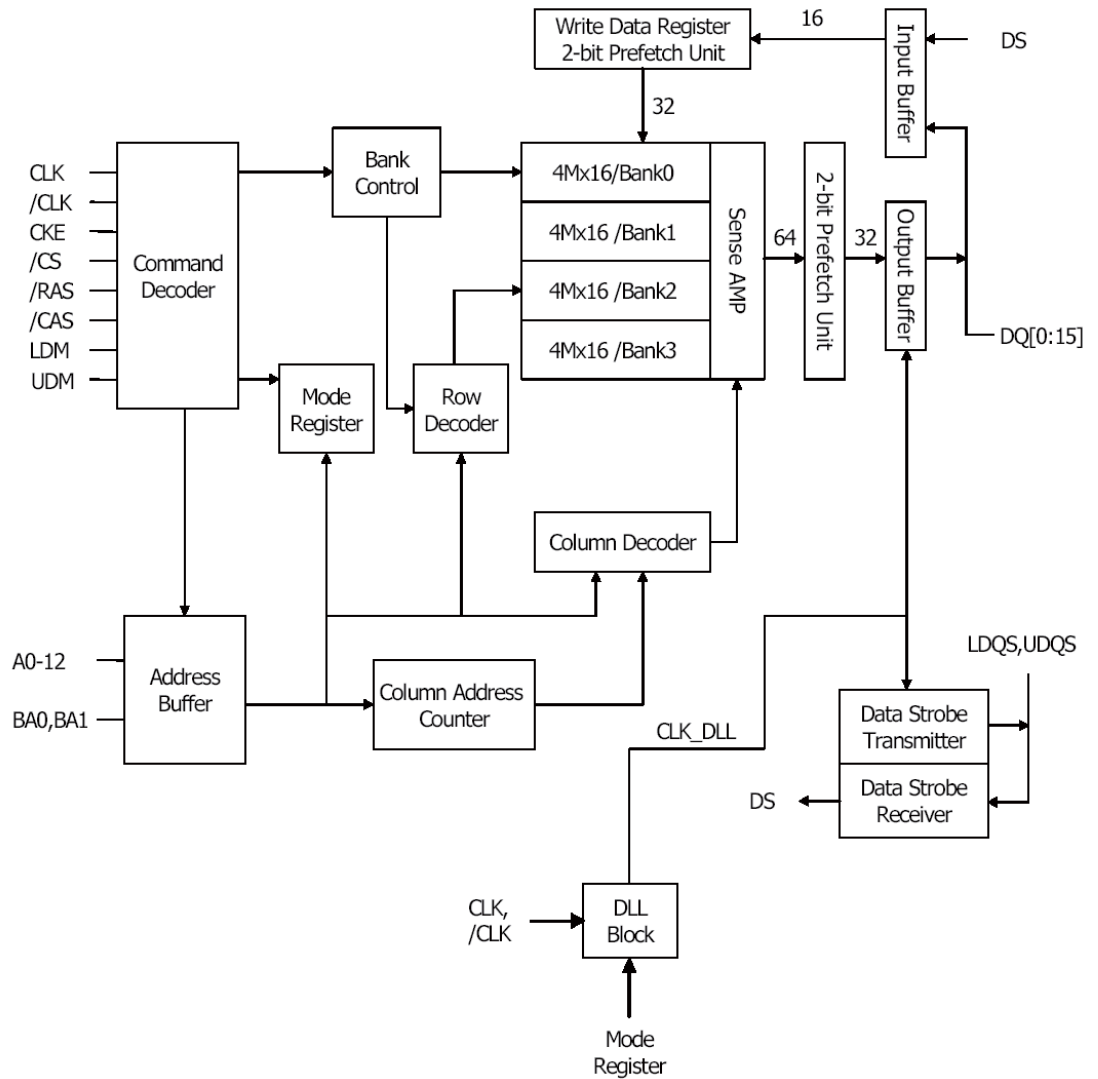
## PIN LAYOUT




# IC BLOCK DIAGRAMS AND TERMINAL DESCRIPTIONS -41

## U8027, U8028, U8029, U8030: HY5DU561622ETP (256 Mbit DDR SDRAM)

### BLOCK DIAGRAM



### PIN CONFIGURATION



## IC BLOCK DIAGRAMS AND TERMINAL DESCRIPTIONS -42

### U8027, U8028, U8029, U8030: HY5DU561622ETP (256 Mbit DDR SDRAM)

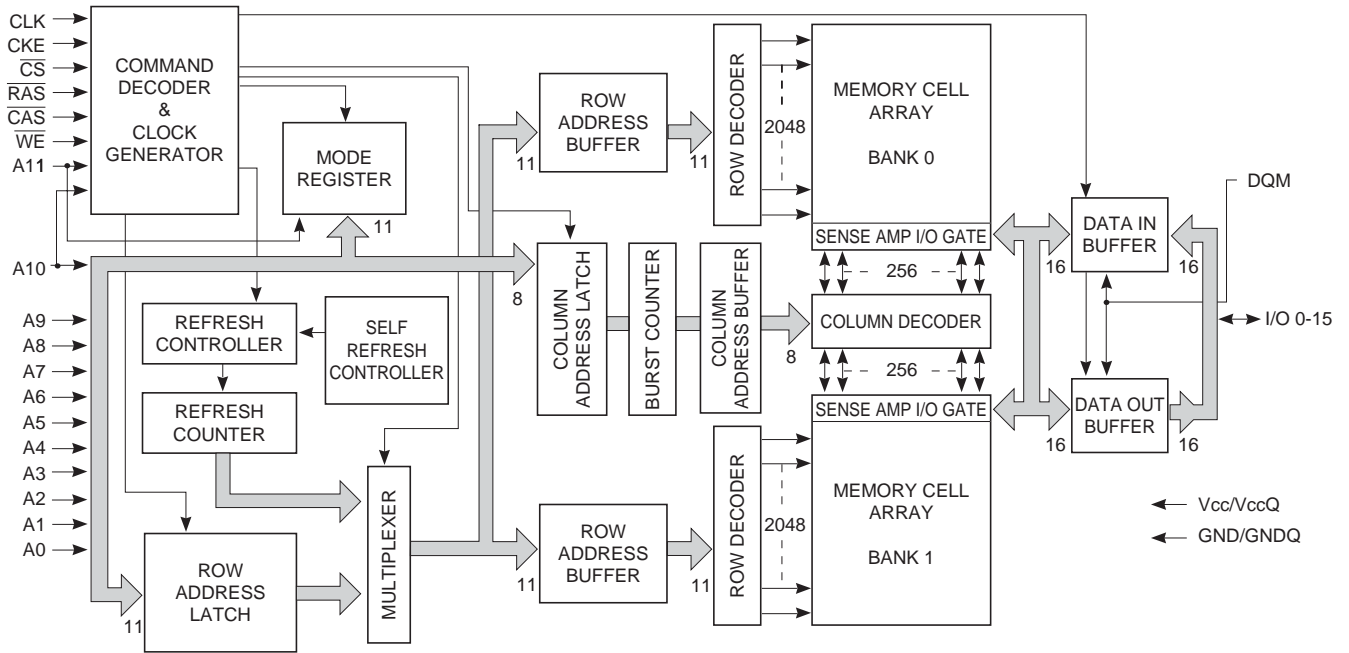
#### TERMINAL DESCRIPTION

PIN	TYPE	DESCRIPTION
CK, /CK	Input	Clock: CK and /CK are differential clock inputs. All address and control input signals are sampled on the crossing of the positive edge of CK and negative edge of /CK. Output (read) data is referenced to the crossings of CK and /CK (both directions of crossing).
CKE	Input	Clock Enable: CKE HIGH activates, and CKE LOW deactivates internal clock signals, and device input buffers and output drivers. Taking CKE LOW provides PRECHARGE POWER DOWN and SELF REFRESH operation (all banks idle), or ACTIVE POWER DOWN (row ACTIVE in any bank). CKE is synchronous for POWER DOWN entry and exit, and for SELF REFRESH entry. CKE is asynchronous for SELF REFRESH exit, and for output disable. CKE must be maintained high throughout READ and WRITE accesses. Input buffers, excluding CK, /CK and CKE are disabled during POWER DOWN. Input buffers, excluding CKE are disabled during SELF REFRESH. CKE is an SSTL_2 input, but will detect an LVCMOS LOW level after Vdd is applied.
/CS	Input	Chip Select : Enables or disables all inputs except CK, /CK, CKE, DQS and DM. All commands are masked when CS is registered high. CS provides for external bank selection on systems with multiple banks. CS is considered part of the command code.
BA0, BA1	Input	Bank Address Inputs: BA0 and BA1 define to which bank an ACTIVE, Read, Write or PRECHARGE command is being applied.
A0 ~ A12	Input	Address Inputs: Provide the row address for ACTIVE commands, and the column address and AUTO PRECHARGE bit for READ/WRITE commands, to select one location out of the memory array in the respective bank. A10 is sampled during a precharge command to determine whether the PRECHARGE applies to one bank (A10 LOW) or all banks (A10 HIGH). If only one bank is to be precharged, the bank is selected by BA0, BA1. The address inputs also provide the op code during a MODE REGISTER SET command. BA0 and BA1 define which mode register is loaded during the MODE REGISTER SET command (MRS or EMRS).
/RAS, /CAS, /WE	Input	Command Inputs: /RAS, /CAS and /WE (along with /CS) define the command being entered.
LDM, UDM	Input	Input Data Mask: DM(LDM,UDM) is an input mask signal for write data. Input data is masked when DM is sampled HIGH along with that input data during a WRITE access. DM is sampled on both edges of DQS. Although DM pins are input only, the DM loading matches the DQ and DQS loading. LDM corresponds to the data on DQ0-Q7; UDM corresponds to the data on DQ8-Q15.
LDQS, UDQS	I/O	Data Strobe: Output with read data, input with write data. Edge aligned with read data, centered in write data. Used to capture write data. LDQS corresponds to the data on DQ0-Q7; UDQS corresponds to the data on DQ8-Q15.
DQ0 ~ DQ15	I/O	Data input / output pin : Data Bus
VDD/VSS	Supply	Power supply for internal circuits and input buffers.
VDDQ/VSSQ	Supply	Power supply for output buffers for noise immunity.
VREF	Supply	Reference voltage for inputs for SSTL interface.
NC	NC	No connection.

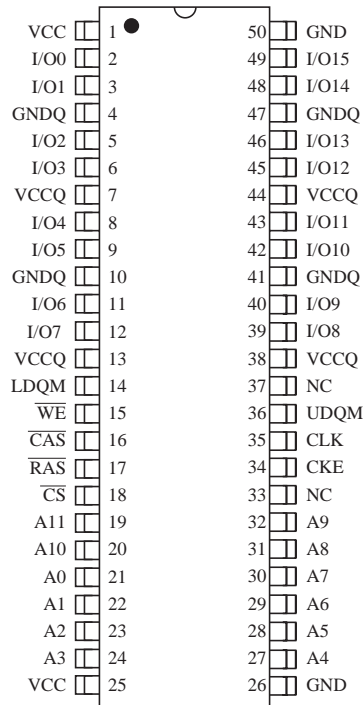
# IC BLOCK DIAGRAMS AND TERMINAL DESCRIPTIONS -43

## Q3461, Q3471, Q3561: IC42S16100 (16-Mbit Synchronous Dynamic RAM)

### BLOCK DIAGRAM



### PIN CONFIGURATION



## IC BLOCK DIAGRAMS AND TERMINAL DESCRIPTIONS -44

### Q3461, Q3471, Q3561: IC42S16100 (16-Mbit Synchronous Dynamic RAM)

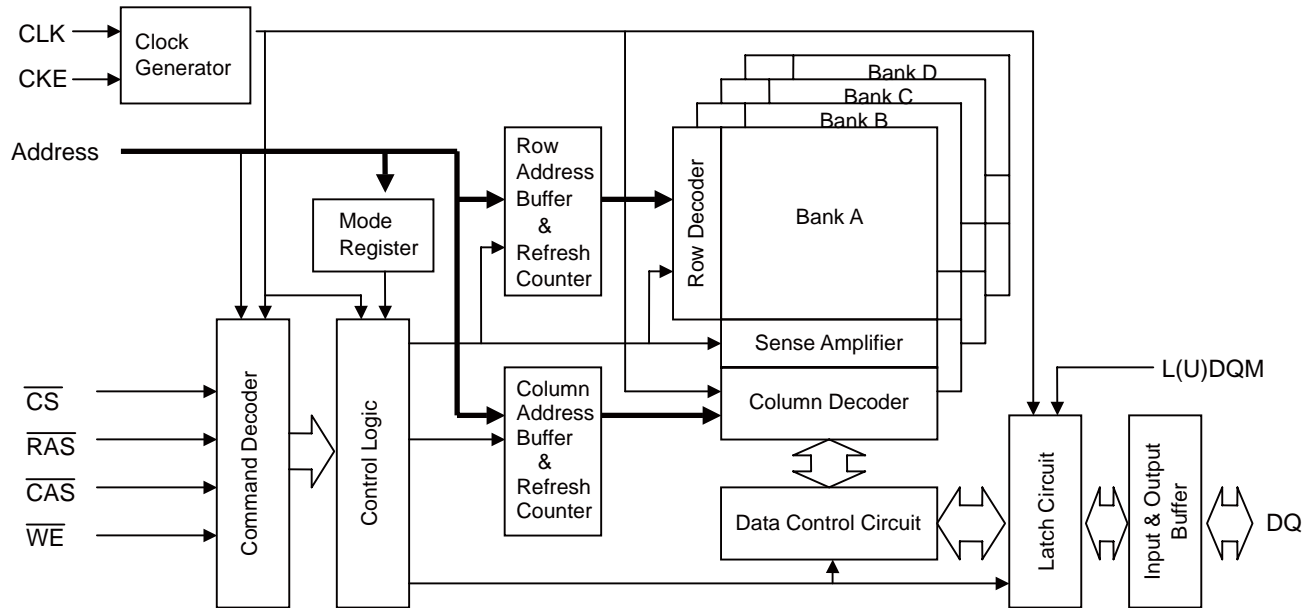
#### TERMINAL DESCRIPTION

Pin No.	Pin name	Function (In Detail)
20 to 24 27 to 32	A0-A10	A0 to A10 are address inputs. A0-A10 are used as row address inputs during active command input and A0-A7 as column address inputs during read or write command input. A10 is also used to determine the precharge mode during other commands. If A10 is LOW during precharge command, the bank selected by A11 is precharged, but if A10 is HIGH, both banks will be precharged. When A10 is HIGH in read or write command cycle, the precharge starts automatically after the burst access. These signals become part of the OP CODE during mode register set command input.
19	A11	A11 is the bank selection signal. When A11 is LOW, bank 0 is selected and when high, bank 1 is selected. This signal becomes part of the OP CODE during mode register set command input.
16	$\overline{\text{CAS}}$	$\overline{\text{CAS}}$ , in conjunction with the $\overline{\text{RAS}}$ and $\overline{\text{WE}}$ , forms the device command. See the "Command Truth Table" item for details on device commands.
34	CKE	The CKE input determines whether the CLK input is enabled within the device. When is CKE HIGH, the next rising edge of the CLK signal will be valid, and when LOW, invalid. When CKE is LOW, the device will be in either the power-down mode, the clock suspend mode, or the self refresh mode. The CKE is an asynchronous input.
35	CLK	CLK is the master clock input for this device. Except for CKE, all inputs to this device are acquired in synchronization with the rising edge of this pin.
18	$\overline{\text{CS}}$	The $\overline{\text{CS}}$ input determines whether command input is enabled within the device. Command input is enabled when $\overline{\text{CS}}$ is LOW, and disabled with $\overline{\text{CS}}$ is HIGH. The device remains in the previous state when $\overline{\text{CS}}$ is HIGH.
2, 3, 5, 6, 8, 9, 11, 12, 39, 40, 42, 43, 45, 46, 48, 49	I/O0 to I/O15	I/O0 to I/O15 are I/O pins. I/O through these pins can be controlled in byte units using the LDQM and UDQM pins.
14, 36	LDQM, UDQM	LDQM and UDQM control the lower and upper bytes of the I/O buffers. In read mode, LDQM and UDQM control the output buffer. When LDQM or UDQM is LOW, the corresponding buffer byte is enabled, and when HIGH, disabled. The outputs go to the HIGH impedance state when LDQM/UDQM is HIGH. This function corresponds to $\overline{\text{OE}}$ in conventional DRAMs. In write mode, LDQM and UDQM control the input buffer. When LDQM or UDQM is LOW, the corresponding buffer byte is enabled, and data can be written to the device. When LDQM or UDQM is HIGH, input data is masked and cannot be written to the device.
17	$\overline{\text{RAS}}$	$\overline{\text{RAS}}$ , in conjunction with $\overline{\text{CAS}}$ and $\overline{\text{WE}}$ , forms the device command. See the "Command Truth Table" item for details on device commands.
15	$\overline{\text{WE}}$	$\overline{\text{WE}}$ , in conjunction with $\overline{\text{RAS}}$ and $\overline{\text{CAS}}$ , forms the device command. See the "Command Truth Table" item for details on device commands.
7, 13, 38, 44	VccQ	VccQ is the output buffer power supply.
1, 25	Vcc	Vcc is the device internal power supply.
4, 10, 41, 47	GNDQ	GNDQ is the output buffer ground.
26, 50	GND	GND is the device internal ground.

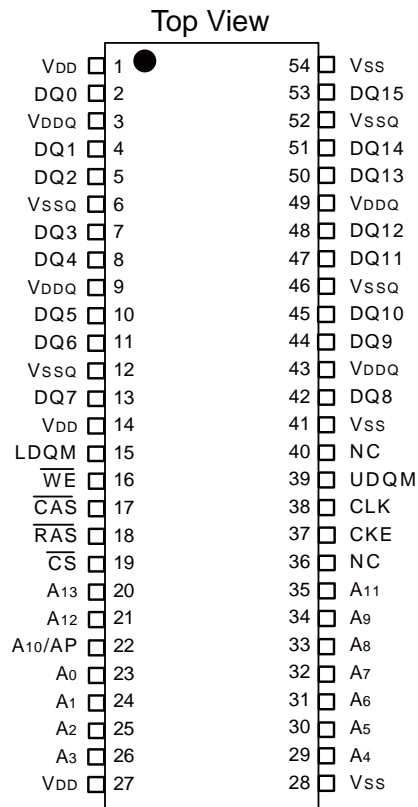
# IC BLOCK DIAGRAMS AND TERMINAL DESCRIPTIONS -45

## Q3661:M12L64164A-7TG (64 Mbit Synchronous DRAM)

### BLOCK DIAGRAM



### PIN CONFIGURATION



### FEATURES

- JEDEC standard 3.3V power supply
- LVTTTL compatible with multiplexed address
- Four banks operation
- MRS cycle with address key programs
  - CAS Latency (2 & 3)
  - Burst Length (1, 2, 4, 8 & full page)
  - Burst Type (Sequential & Interleave)
- All inputs are sampled at the positive going edge of the system clock
- Auto & self refresh
- 15.6 μs refresh interval

## IC BLOCK DIAGRAMS AND TERMINAL DESCRIPTIONS -46

### Q3661:M12L64164A-7TG (64 Mbit Synchronous DRAM)

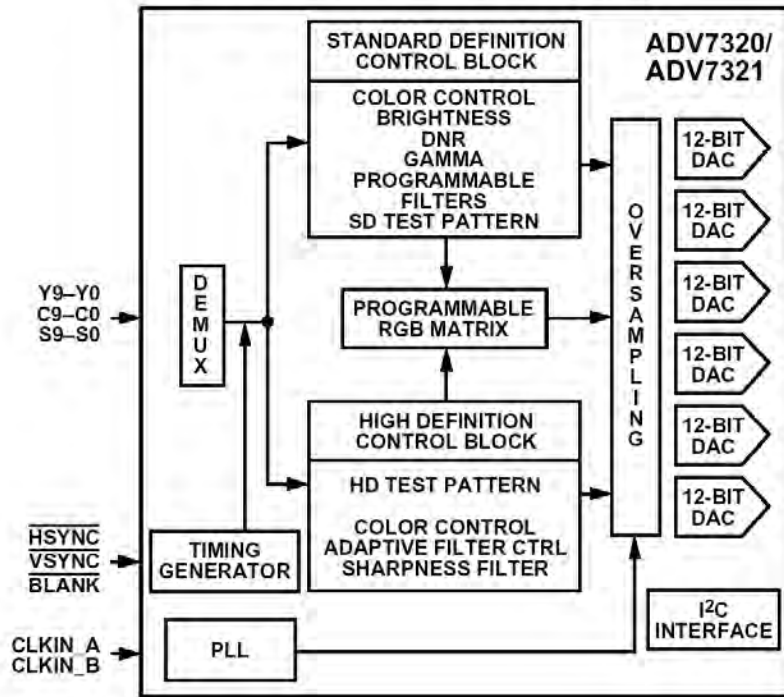
#### TERMINAL DESCRIPTION

PIN	NAME	INPUT FUNCTION
CLK	System Clock	Active on the positive going edge to sample all inputs
$\overline{\text{CS}}$	Chip Select	Disables or enables device operation by masking or enabling all inputs except CLK , CKE and L(U)DQM
CKE	Clock Enable	Masks system clock to freeze operation from the next clock cycle. CKE should be enabled at least one cycle prior new command. Disable input buffers for power down in standby.
A0 ~ A11	Address	Row / column address are multiplexed on the same pins. Row address : RA0~RA11, column address : CA0~CA7
A12 , A13	Bank Select Address	Selects bank to be activated during row address latch time. Selects bank for read / write during column address latch time.
$\overline{\text{RAS}}$	Row Address Strobe	Latches row addresses on the positive going edge of the CLK with $\overline{\text{RAS}}$ low. Enables row access & precharge.
$\overline{\text{CAS}}$	Column Address Strobe	Latches column address on the positive going edge of the CLK with $\overline{\text{CAS}}$ low. Enables column access.
$\overline{\text{WE}}$	Write Enable	Enables write operation and row precharge. Latches data in starting from $\overline{\text{CAS}}$ , $\overline{\text{WE}}$ active.
L(U)DQM	Data Input / Output Mask	Makes data output Hi-Z, $t_{\text{SHZ}}$ after the clock and masks the output. Blocks data input when L(U)DQM active.
DQ0 ~ DQ15	Data Input / Output	Data inputs / outputs are multiplexed on the same pins.
VDD / VSS	Power Supply / Ground	Power and ground for the input buffers and the core logic.
VDDQ / VSSQ	Data Output Power / Ground	Isolated power supply and ground for the output buffers to provide improved noise immunity.
NC	No Connection	This pin is recommended to be left No Connection on the device.

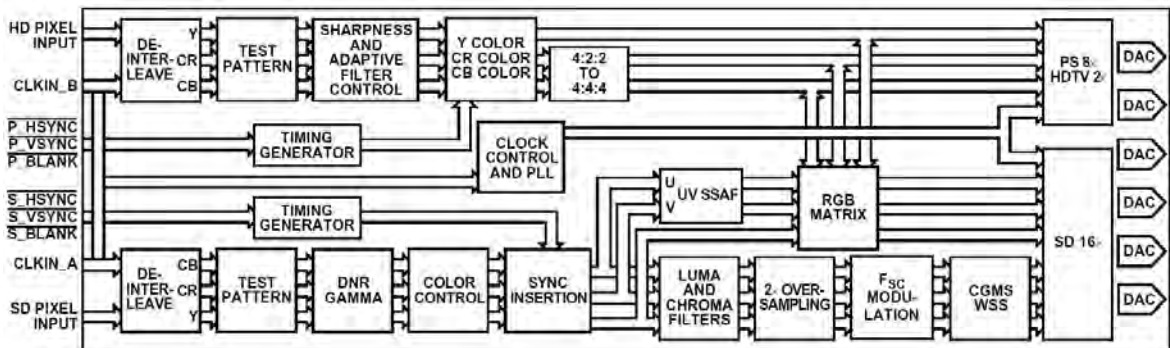
# IC BLOCK DIAGRAMS AND TERMINAL DESCRIPTIONS -47

## Q8901: ADV7320 (Video Encoder with Six 12-bit DACs)

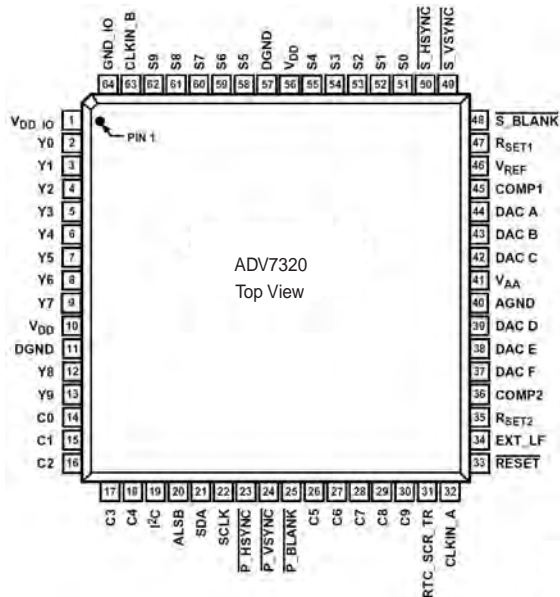
### BLOCK DIAGRAM



### Detailed BLOCK DIAGRAM



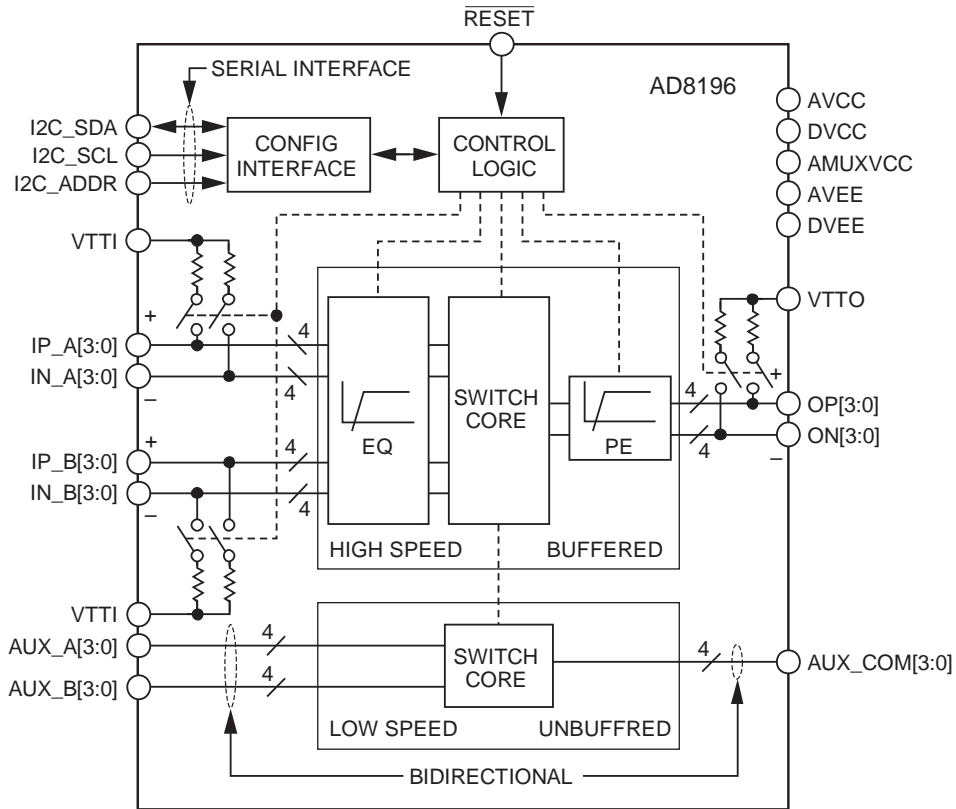
### PIN CONFIGURATION



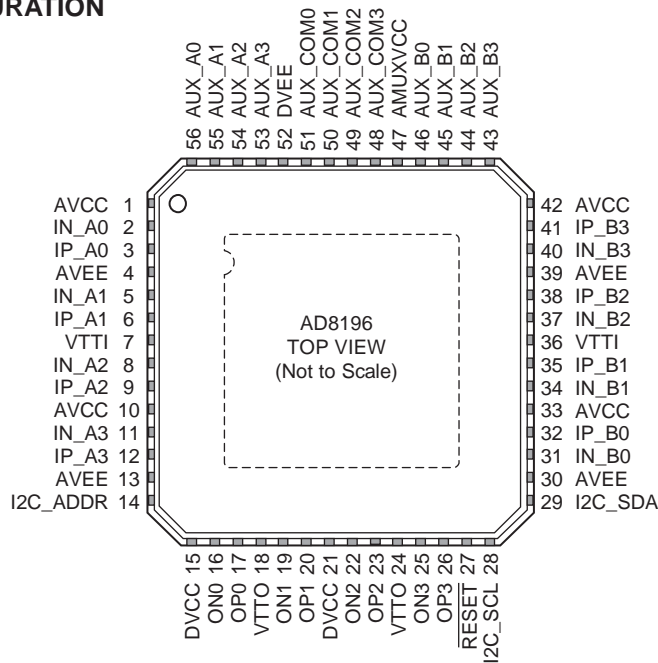
# IC BLOCK DIAGRAMS AND TERMINAL DESCRIPTIONS -49

## Q8101 : AD8196 (HDMI/DVI Switch with Equalization)

### BLOCK DIAGRAM



### PIN CONFIGURATION



## IC BLOCK DIAGRAMS AND TERMINAL DESCRIPTIONS -50

### Q8101 : AD8196 (HDMI/DVI Switch with Equalization)

#### TERMINAL DESCRIPTION

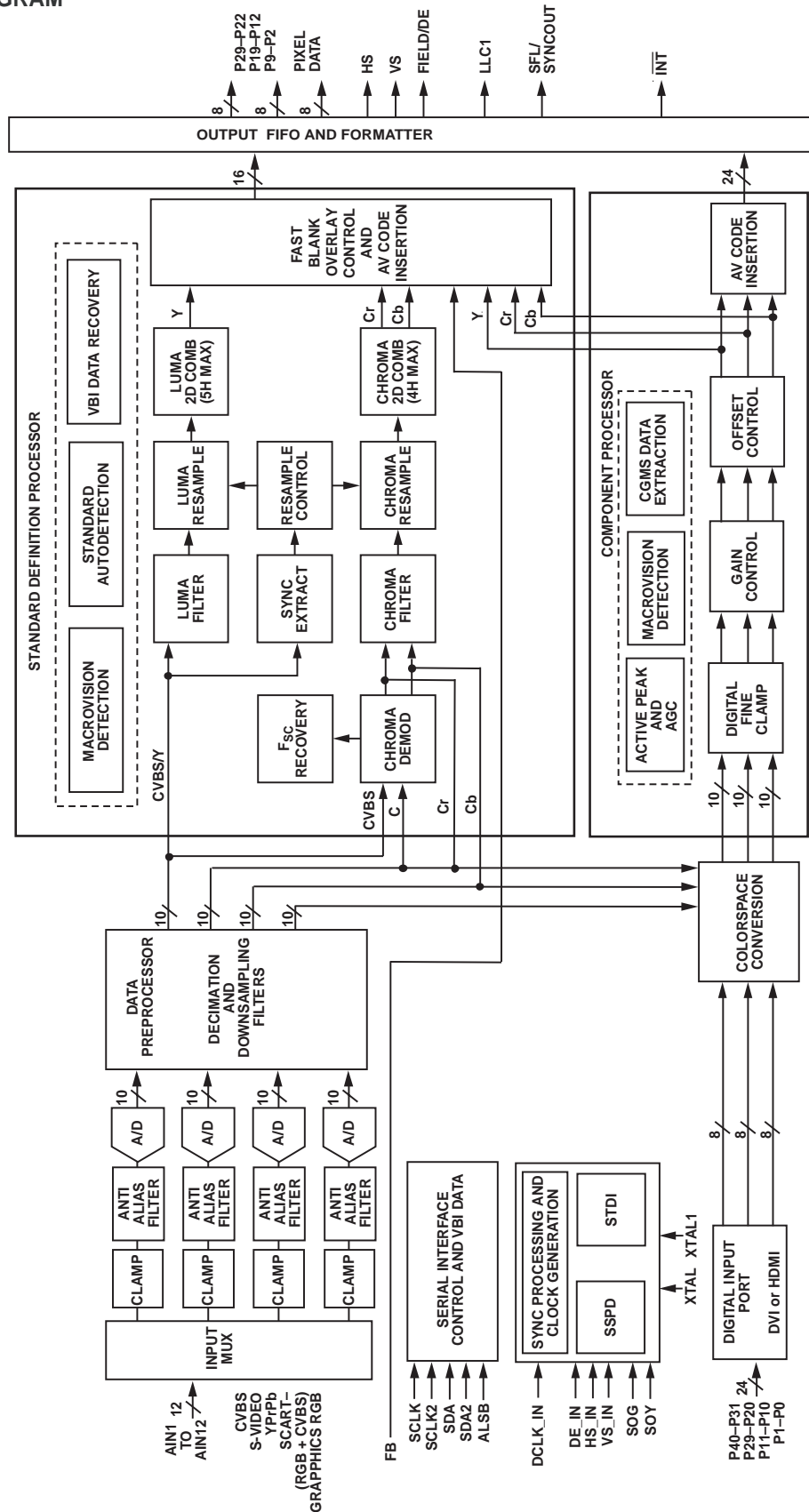
Pin No.	Mnemonic	Type	Description
1, 10, 33, 42	AVCC	Power	Positive Analog Supply. 3.3 V nominal.
2	IN_A0	HS I	High Speed Input Complement.
3	IP_A0	HS I	High Speed Input.
4, 13, 30, 39, ePAD	AVEE	Power	Negative Analog Supply. 0 V nominal.
5	IN_A1	HS I	High Speed Input Complement.
6	IP_A1	HS I	High Speed Input.
7, 36	VTTI	Power	Input Termination Supply. Nominally connected to AVCC.
8	IN_A2	HS I	High Speed Input Complement.
9	IP_A2	HS I	High Speed Input.
11	IN_A3	HS I	High Speed Input Complement.
12	IP_A3	HS I	High Speed Input.
14	I2C_ADDR	Control	I <sup>2</sup> C Address LSB.
15, 21	DVCC	Power	Positive Digital Power Supply. 3.3 V nominal.
16	ON0	HS O	High Speed Output Complement.
17	OP0	HS O	High Speed Output.
18, 24	VTTO	Power	Output Termination Supply. Nominally connected to AVCC.
19	ON1	HS O	High Speed Output Complement.
20	OP1	HS O	High Speed Output.
22	ON2	HS O	High Speed Output Complement.
23	OP2	HS O	High Speed Output.
25	ON3	HS O	High Speed Output Complement.
26	OP3	HS O	High Speed Output.
27	RESET	Control	Configuration Registers Reset. This pin is normally pulled up to DVCC.
28	I2C_SCL	Control	I <sup>2</sup> C Clock.
29	I2C_SDA	Control	I <sup>2</sup> C Data.
31	IN_B0	HS I	High Speed Input Complement.
32	IP_B0	HS I	High Speed Input.
34	IN_B1	HS I	High Speed Input Complement.
35	IP_B1	HS I	High Speed Input.
37	IN_B2	HS I	High Speed Input Complement.
38	IP_B2	HS I	High Speed Input.
40	IN_B3	HS I	High Speed Input Complement.
41	IP_B3	HS I	High Speed Input.
43	AUX_B3	LS I/O	Low Speed Input/Output.
44	AUX_B2	LS I/O	Low Speed Input/Output.
45	AUX_B1	LS I/O	Low Speed Input/Output.
46	AUX_B0	LS I/O	Low Speed Input/Output.
47	AMUXVCC	Power	Positive Auxiliary Switch Supply. 5 V typical.
48	AUX_COM3	LS I/O	Low Speed Common Input/Output.
49	AUX_COM2	LS I/O	Low Speed Common Input/Output.
50	AUX_COM1	LS I/O	Low Speed Common Input/Output.
51	AUX_COM0	LS I/O	Low Speed Common Input/Output.
52	DVEE	Power	Negative Digital and Auxiliary Switch Power Supply. 0 V nominal.
53	AUX_A3	LS I/O	Low Speed Input/Output.
54	AUX_A2	LS I/O	Low Speed Input/Output.
55	AUX_A1	LS I/O	Low Speed Input/Output.
56	AUX_A0	LS I/O	Low Speed Input/Output.

HS = high speed, LS = low speed, I = input, O = output.

# IC BLOCK DIAGRAMS AND TERMINAL DESCRIPTIONS -51

## Q8800: ADV7401 (Multi-Format SDTV/HDTV Video Decoder)


### BLOCK DIAGRAM



## IC BLOCK DIAGRAMS AND TERMINAL DESCRIPTIONS -52

### Q8800: ADV7401 (Multi-Format SDTV/HDTV Video Decoder)

#### PIN CONFIGURATION



#### TERMINAL DESCRIPTION(1/3)

Pin No.	Mnemonic	Type	Function
5, 11, 17, 40, 89	DGND G		Digital ground
49, 50, 60, 66	AGND G		Analog ground
6, 18	DVDDIO	P	Digital I/O supply voltage (3.3 V).
12, 39, 90	DVDD	P	Digital core supply voltage (1.8 V).
63	AVDD	P	Analog supply voltage (3.3 V).
47, 48	PVDD	P	PLL supply voltage (1.8 V).
51	FB	I	FB is a fast switch overlay input that switches between CVBS and RGB analog signals.
54, 56, 58, 72, 74, 76, 53, 55, 57, 71, 73, 75	AIN1–AIN12	I	Analog video input channels.
42, 41, 28, 27, 26, 25, 23, 22, 10, 9, 8, 7, 94, 93, 92, 91	P2–P9, P12– P19	O	Video pixel output port.

## IC BLOCK DIAGRAMS AND TERMINAL DESCRIPTIONS -53

### Q8800: ADV7401 (Multi-Format SDTV/HDTV Video Decoder)

#### TERMINAL DESCRIPTION (2/3)

Pin No.	Mnemonic	Type	Function
33, 32, 31, 30, 29, 24, 14, 13	P22-P29	I/O	Video input/output port
44, 43, 21, 20, 45, 34, 2, 1, 100, 97, 96, 95, 88, 87, 84, 83	P0-P1, P10-P11, P20-P21, P31-P40	I	Video pixel input port.
3	INT	O	Interrupt pin, can be active low or active high. When SDP/CP status bits change this pin will trigger. The set of events which will trigger an interrupt are under user control.
4	HS/CS	O	HS is a horizontal synchronization output signal in SDP and CP modes. CS is a digital composite synchronization signal that can be selected while in CP mode.
99	VS	O	VS is a vertical synchronization output signal in SDP and CP modes.
98	FIELD/DE	O	FIELD is a field synchronization output signal in all interlaced video modes. This pin also can be enabled as a DE (Data Enable) signal in CP mode to allow direct connection to a HDMI/DVI Tx IC.
81, 19	SDA1, SDA2	I/O	I <sup>2</sup> C port serial data input/output pin, SDA1 is the data line for the Control port and SDA2 is the data line for the VBI readback port.
82, 16	SCLK1, SCLK2	I I	I <sup>2</sup> C port serial clock input (max clock rate of 400 kHz). SCLK1 is the clock line for the Control port and SCLK2 is the clock line for the VBI data readback port.
80	ALSB	I	This pin selects the I <sup>2</sup> C address for the ADV7401 Control and VBI readback ports. ALSB set to a logic 0 sets the address for a write to control port of 0x40 and the readback address for the VBI port of 0x21. ALSB set to a logic high sets the address for a write to control port of 0x42 and the readback address for the VBI port of 0x23.
78	RESET	I	System reset input, active low. A minimum low reset pulse width of 5 ms is required to reset the ADV7401 circuitry.
36	LLC1	O	LLC1 is a line locked output clock for the pixel data (range is 12.825MHz to 140MHz for ADV7401KSTZ-140; 12.825MHz to 110MHz for ADV7401BSTZ-110; 12.825MHz to 80MHz for ADV7401BSTZ-80).
38	XTAL	I	Input pin for 28.63636 MHz crystal, or can be overdriven by an external 3.3 V 28.63636 MHz clock oscillator source to clock the ADV7401.
37	XTAL1	O	This pin should be connected to the 28.63636 MHz crystal or left as a no connect if an external 3.3 V 28.63636 MHz clock oscillator source is used to clock the ADV7401. In crystal mode the crystal must be a fundamental crystal.
46	ELPF	O	The recommend external loop filter must be connected to this ELPF pin.
70	TEST0		These pins should be left unconnected or alternatively tie to AGND
59	TEST1	O	These pins should be left unconnected

## IC BLOCK DIAGRAMS AND TERMINAL DESCRIPTIONS -54

### Q8800: ADV7401 (Multi-Format SDTV/HDTV Video Decoder)

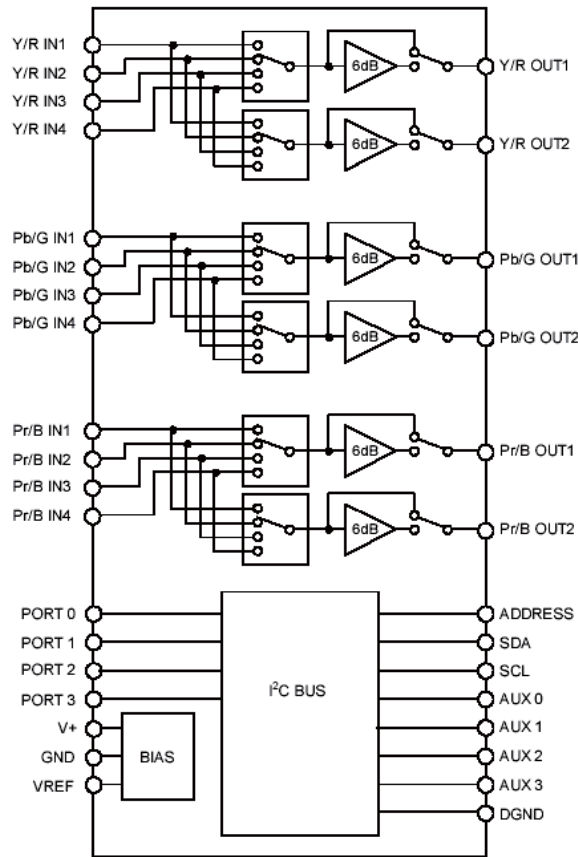
#### TERMINAL DESCRIPTION (3/3)

Pin No.	Mnemonic	Type	Function
15	SFL/SYNC_OUT	O	SFL (Subcarrier Frequency Lock); this pin contains a serial output stream which can be used to lock the subcarrier frequency when this decoder is connected to any Analog Devices digital video encoder. SYNC_OUT is the sliced sync output signal only available in CP mode.
64	REFOUT	O	Internal voltage reference output.
65	CML	O	The CML pin is a common-mode level for the internal ADCs.
61, 62	CAPY1– CAPY2	I	ADC capacitor network.
68, 69	CAPC1– CAPC2	I	ADC capacitor network.
67	BIAS	O	BIAS is an external bias setting pin. Connect the recommended resistor (1.35k $\Omega$ ) between pin and ground.
86	HS_IN/CS_IN	I	Can be configured in CP mode to be either a digital HS input signal or a digital CS input signal used to extract timing in a 5-wire or 4-wire RGB mode.
85	VS_IN	I	VS input signal used in CP mode for 5-wire timing mode.
79	DE_IN	I	DE_IN is a data enable input signal used in 24-bit digital input port mode, for example, 24-bit RGB data from a DVI Rx IC.
35	DCLK_IN	I	DCLK_IN is a clock input signal used in 24-bit digital input mode (e.g. 24-bit RGB data from a DVI Rx IC) and also in digital CVBS input mode.
52	SOG	I	SOG is a sync on green input used in embedded sync mode.
77	SOY	I	SOY is a sync on luma input used in embedded sync mode.

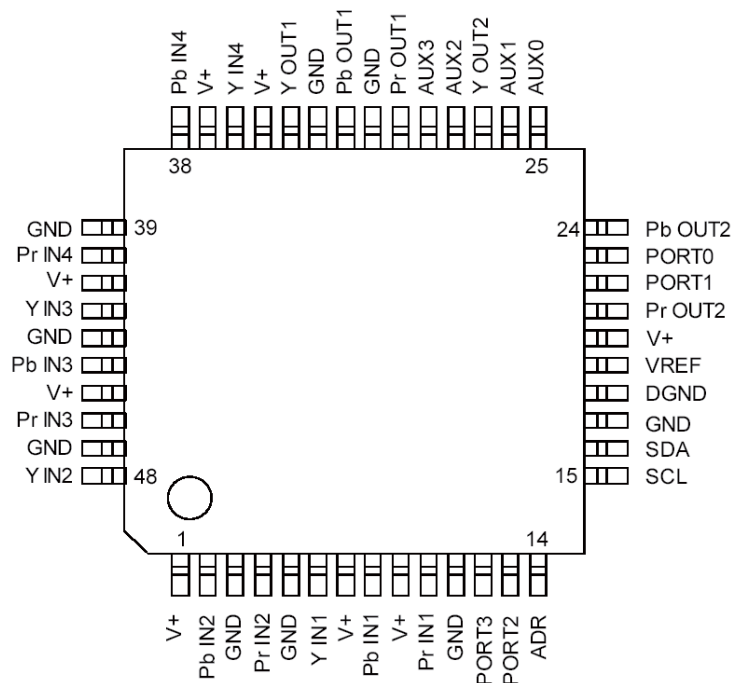
# IC BLOCK DIAGRAM AND TERMINAL DESCRIPTIONS -55

## Q2201: NJW1321FP1 (Video Switch, 100MHz)

### BLOCK DIAGRAM



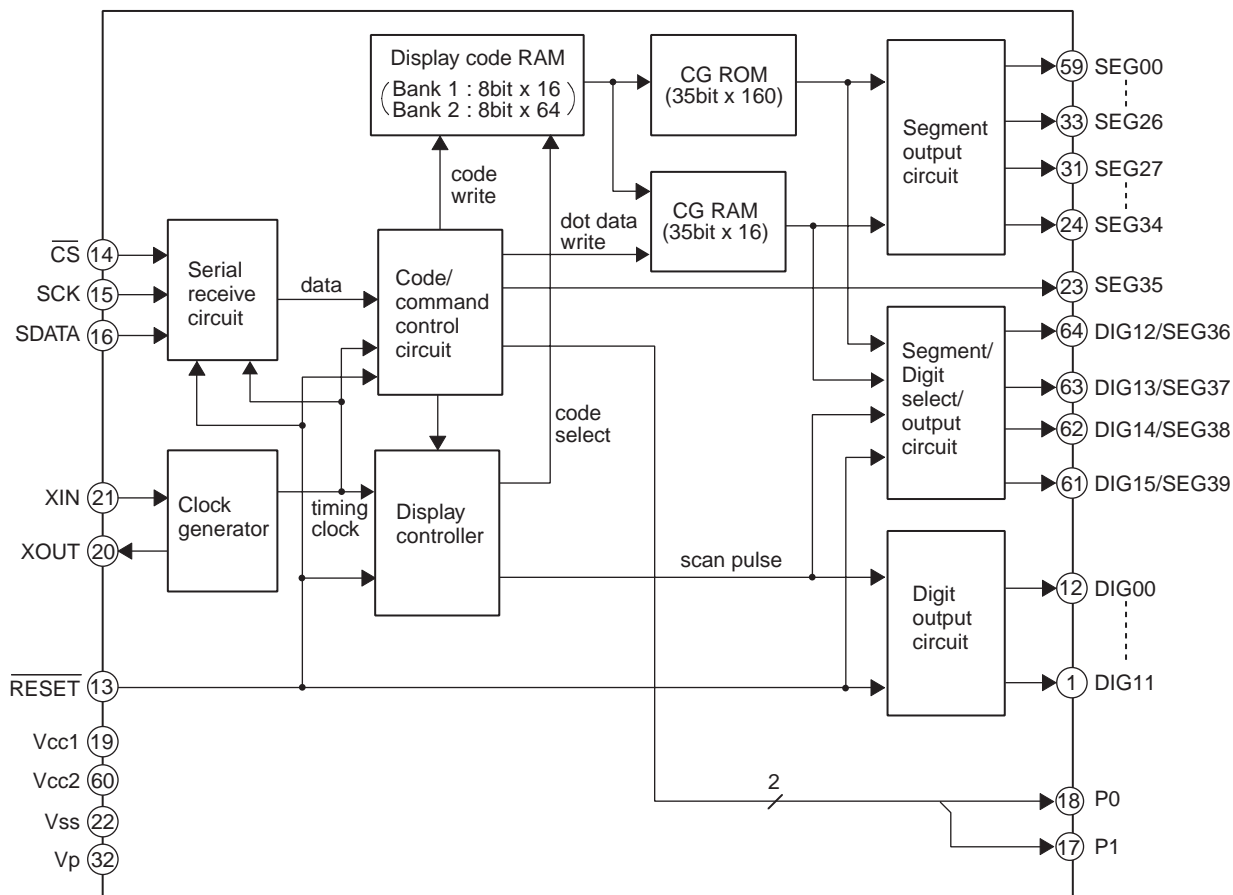
### PIN CONFIGURATION



## IC BLOCK DIAGRAMS AND TERMINAL DESCRIPTIONS -56

## Q7501, Q7502: M66005-0001AHP (FL Tube Driver)

## BLOCK DIAGRAM



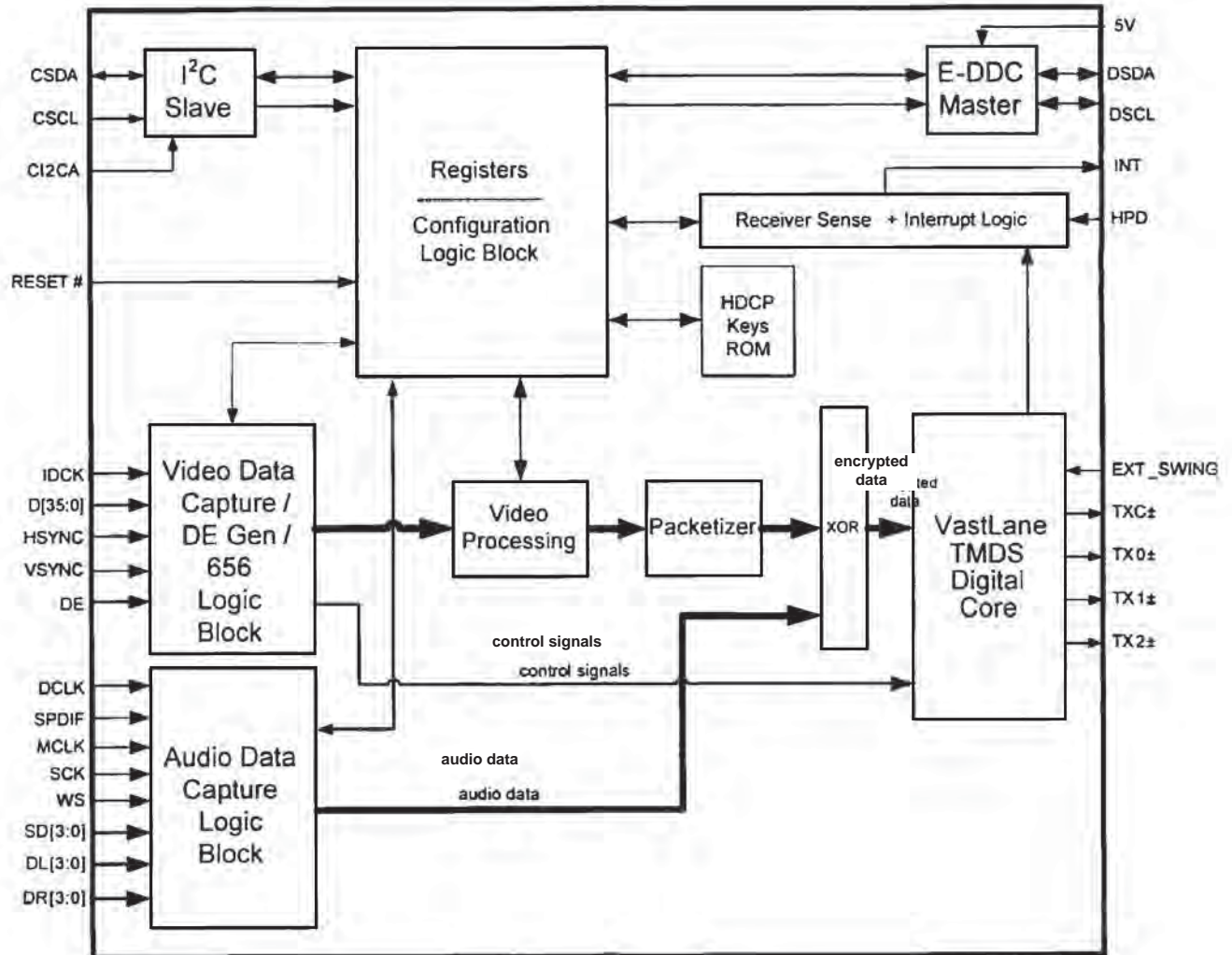
## TERMINAL DESCRIPTION

PIN NO.	SYMBOL	PIN NAME	DESCRIPTION
13	$\overline{\text{RESET}}$	Reset input	This pin is used to initialize the internal state of the M66004.
14	$\overline{\text{CS}}$	Chip select input	"L" : Communication with the MCU is possible. "H" : Any instruction from the MCU is neglected.
15	SCK	Shift clock input	At the rising edge from "L" to "H", input data is shifted.
16	SDATA	Serial data input	Character code or command data to display is input from MSB.
21, 20	XIN, XOUT	Clock input Clock output	This pin is used to connect a resistor and a capacitor externally to set oscillation frequency.
1~12 61~64	DIG00 ~ DIG15	Digit output	These pins are used to connect to digit pins of VFD.
23~31 33~59	SEG00 ~ SEG39	Segment output	These pins are used to connect to segment pins of VFD.
17, 18	P0, P1		Output port (static operation)
19	VCC1		Positive power supply for internal logic.
60	VCC2		Positive power supply for high-pressure-resistant output port.
22	VSS		GND
32	VP		Negative power supply for VFD drive.

## IC BLOCK DIAGRAMS AND TERMINAL DESCRIPTIONS -57

## Q8401: SII9134CTU (HDMI Transmitter)


## BLOCK DIAGRAM



## IC BLOCK DIAGRAMS AND TERMINAL DESCRIPTIONS -58

## Q8401: SII9134CTU (HDMI Transmitter)

## PIN CONFIGURATION



## TERMINAL DESCRIPTION(1/3)

## Configuration/Programing Pins

Pin Name	Pin #	Type	Dir	Description
HPD	51	LVTTTL	Input	Hot Plug Detect Input
RSVDL	52	LVTTTL	Input	Reserved for use by Silicon Image and must be tied LOW.
INT	24	LVTTTL	Output	Interrupt Output.

## Control Pins

Pin Name	Pin #	Type	Dir	Description
CI2CA	50	LVTTTL	Input	I <sup>2</sup> C device address select (see page 11)
RESET#	25	LVTTTL Schmitt	Input	Reset Pin (Active LOW) 5V Tolerant
CSCL	48	Schmitt	Input	I <sup>2</sup> C Clock
CSDA	49	Schmitt- Open Drain	Bi-Di	I <sup>2</sup> C Data (Open drain output.)
DSCL	46	Schmitt- Open Drain	Bi-Di	DDC Clock (Open Drain Output)
DSDA	47	Schmitt- Open Drain	Bi-Di	DDC Data (Open drain output.)

## IC BLOCK DIAGRAMS AND TERMINAL DESCRIPTIONS -59

### Q8401: SII9134CTU (HDMI Transmitter)

#### TERMINAL DESCRIPTION(2/3)

##### Video and Audio Pins-1

Pin Name	Pin #	Type	Dir	Description
D0	98	LVTTL	Input	These are the lower 12 bits of the 36-bit pixel bus. These pins are highly configurable, and support multiple RGB and YCbCr formats. See Data Bus Mappings on page 30 for complete information.
D1	97	LVTTL	Input	
D2	96	LVTTL	Input	
D3	95	LVTTL	Input	
D4	94	LVTTL	Input	
D5	93	LVTTL	Input	
D6	92	LVTTL	Input	
D7	91	LVTTL	Input	
D8	90	LVTTL	Input	
D9	86	LVTTL	Input	
D10	85	LVTTL	Input	
D11	84	LVTTL	Input	
D12	83	LVTTL	Input	These are the middle 12 bits of the 36-bit pixel bus.
D13	82	LVTTL	Input	
D14	81	LVTTL	Input	
D15	80	LVTTL	Input	
D16	79	LVTTL	Input	
D17	78	LVTTL	Input	
D18	77	LVTTL	Input	
D19	75	LVTTL	Input	
D20	74	LVTTL	Input	
D21	73	LVTTL	Input	
D22	72	LVTTL	Input	
D23	71	LVTTL	Input	
D24	70	LVTTL	Input	
D25	69	LVTTL	Input	
D26	68	LVTTL	Input	
D27	67	LVTTL	Input	
D28	63	LVTTL	Input	
D29	62	LVTTL	Input	
D30	61	LVTTL	Input	
D31	60	LVTTL	Input	
D32	59	LVTTL	Input	
D33	58	LVTTL	Input	
D34	57	LVTTL	Input	
D35	56	LVTTL	Input	

##### Power and Ground Pins

Pin Name	Pin #	Type	Description
CVCC18	12, 55, 64, 76, 99	Power	Digital Core VCC. Connect to 1.8V supply
IOVCC33	14, 53, 66, 89	Power	IO Pin VCC. Connect to 3.3V supply.
AVCC33	44	Power	Analog VCC. Connect to 3.3V supply.
AVCC18	32, 38,	Power	Analog VCC. Connect to 1.8V supply.
AGND	26, 29, 35, 41,43	Ground	Analog GND.
PVCC1	28	Power	TMDS Core PLL Power. Connect to 1.8V supply.
PVCC2	42	Power	Filter PLL Power. Connect to 1.8V supply.
DDCPWR5V	45	Power	Power reference signal. Used to supply power to the DDC I2C pads when chip is powered off. Connect to 5V supply.
Gnd	13, 54, 65, 87,100	Ground	Digital Ground

## IC BLOCK DIAGRAMS AND TERMINAL DESCRIPTIONS -60

### Q8401: SII9134CTU (HDMI Transmitter)

#### TERMINAL DESCRIPTION(3/3)

##### Video and Audio Pins-2

Pin Name	Pin #	Type	Dir	Description
IDCK	88	LVTTTL	Input	Input Data Clock
DE	1	LVTTTL	Input	Data enable
HSYNC	2	LVTTTL	Input	Horizontal Sync input control signal
VSYNC	3	LVTTTL	Input	Vertical Sync input control signal
SCK	11	LVTTTL	Input	I <sup>2</sup> S Serial Clock
WS	10	LVTTTL	Input	I <sup>2</sup> S Word Select
SD0	9	LVTTTL	Input	I <sup>2</sup> S Serial Data
SD1	8	LVTTTL	Input	I <sup>2</sup> S Serial Data
SD2	7	LVTTTL	Input	I <sup>2</sup> S Serial Data
SD3	6	LVTTTL	Input	I <sup>2</sup> S Serial Data
DL0	17	LVTTTL	Input	One-bit Audio Data Left 0
DR0	16	LVTTTL	Input	One-bit Audio Data Right 0
DL1	19	LVTTTL	Input	One-bit Audio Data Left 1
DR1	18	LVTTTL	Input	One-bit Audio Data Right 1
DL2	21	LVTTTL	Input	One-bit Audio Data Left 2
DR2	20	LVTTTL	Input	One-bit Audio Data Right 2
DL3	23	LVTTTL	Input	One-bit Audio Data Left 3
DR3	22	LVTTTL	Input	One-bit Audio Data Right 3
DCLK	15	LVTTTL	Input	One-bit Audio Clock Input
MCLK	5	LVTTTL	Input	Audio Input Master Clock
SPDIF	4	LVTTTL	Input	S/PDIF Audio Input.

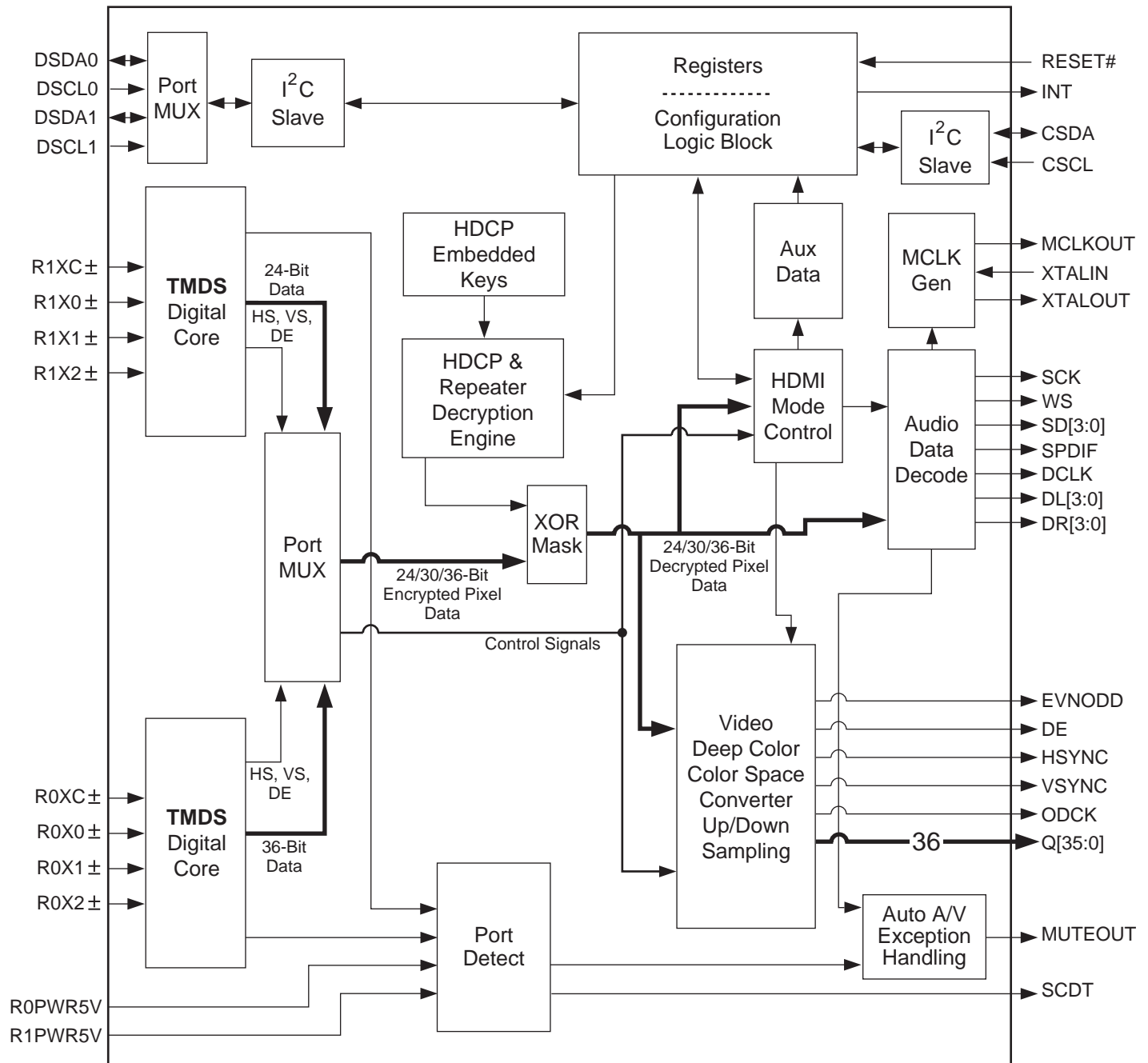
##### Differetial Signal Data Pins

Pin Name	Pin #	Type	Dir	Description
TX0+	34	TMDS	Output	TMDS output data pairs.
TX0-	33	TMDS	Output	
TX1+	37	TMDS	Output	
TX1-	36	TMDS	Output	
TX2+	40	TMDS	Output	
TX2-	39	TMDS	Output	
TXC+	31	TMDS	Output	TMDS output clock pair.
TXC-	30	TMDS	Output	
EXT_SWING	27	Analog	Input	Voltage Swing Adjust. A resistor is tied from this pin to AVCC. This resistor determines the amplitude of the voltage swing. Recommend 698 $\Omega$ 1% when source termination and leakage bias is on and 845 $\Omega$ 1% when source termination and leakage bias is off.

## IC BLOCK DIAGRAMS AND TERMINAL DESCRIPTIONS-61

## Q8501 : SII9135ACTU (HDMI Receiver)


## BLOCK DIAGRAM



# IC BLOCK DIAGRAMS AND TERMINAL DESCRIPTIONS-62

## Q8501 : SII9135ACTU (HDMI Receiver)

### PIN LAYOUT



## IC BLOCK DIAGRAMS AND TERMINAL DESCRIPTIONS-63

### Q8501 : SII9135ACTU (HDMI Receiver)

#### TERMINAL DESCRIPTION(1/3)

##### Digital Video Output Pins

Pin Name	Pin #	Dir	Description
Q0	16	Output	36-Bit Output Pixel Data Bus. Q35:0 is highly configurable using the VDD_CONFIG register. It supports a wide array of output formats, including multiple RBG and YCbCr bus formats. Using the appropriate bits in the PD register, the output drivers can be put into a high impedance (tri-state) mode. A weak, internal pull-down device brings each output to ground.
Q1	15	Output	
Q2	14	Output	
Q3	13	Output	
Q4	10	Output	
Q5	9	Output	
Q6	8	Output	
Q7	7	Output	
Q8	3	Output	
Q9	2	Output	
Q10	1	Output	
Q11	144	Output	
Q12	141	Output	
Q13	140	Output	
Q14	139	Output	
Q15	138	Output	
Q16	135	Output	
Q17	134	Output	
Q18	133	Output	
Q19	132	Output	
Q20	129	Output	
Q21	128	Output	
Q22	127	Output	
Q23	126	Output	
Q24	123	Output	
Q25	122	Output	
Q26	121	Output	
Q27	120	Output	
Q28	117	Output	
Q29	116	Output	
Q30	115	Output	
Q31	114	Output	
Q32	111	Output	
Q33	110	Output	
Q34	109	Output	
Q35	108	Output	
DE	19	Output	Data Enable.
HSYNC	20	Output	Horizontal Sync Output.
VSYNC	21	Output	Vertical Sync Output.
EVNODD	22	Output	Indicates Even or Odd Field for Interlaced Formats.
ODCK	5	Output	Output Data Clock.

## IC BLOCK DIAGRAMS AND TERMINAL DESCRIPTIONS-64

### Q8501 : SiI9135ACTU (HDMI Receiver)

#### TERMINAL DESCRIPTION(2/3)

##### Digital Audio Output Pins

Pin Name	Pin #	Dir	Description
XTALIN	95	Input	Crystal Clock Input. Also allows LVTTTL input. Frequency required: 26-28.5 MHz
XTALOUT	94	Output	Crystal Clock Output.
MCLK	89	Output	Audio Master Clock Output.
SCK/DCLK	86	Output	I <sup>2</sup> S Serial Clock Output. DSD Clock Out.
WS/DR0	85	Output	I <sup>2</sup> S Word Select Output. DSD Serial Right Ch0 Data Output.
SD0/DL0	81	Output	I <sup>2</sup> S Serial Data Output / DSD Audio Output. Configurable to be shared with DSD. SD0 = DSD Serial Left Ch0 Data Output. SD1 = DSD Serial Right Ch1 Data Output. SD2 = DSD Serial Left Ch1 Data Output. SD3 = DSD Serial Right Ch2 Data Output.
SD1/DR1	82	Output	
SD2/DL1	83	Output	
SD3/DR2	84	Output	
SPDIF/DL2	78	Output	S/PDIF Audio Output. Configurable to be shared with DSD. DSD Serial Left Ch2 Data Output.
MUTEOUT	75	Output	Mute Audio Output. Signal to the external downstream audio device, audio DAC, etc. to mute audio output.

##### Configuration / Programming Pins

Pin Name	Pin #	Dir	Description
INT	102	Output	Interrupt Output. Configurable polarity and pushpull output. Multiple sources of interrupt can be enabled through the INT_EN register.
RESET#	100	Input	Reset Pin. Active LOW. 5V Tolerant
DSCL0	34	Input	DDC I <sup>2</sup> C Clock for Port 0. 5V Tolerant. HDCP KSV, An and Ri values are exchanged over an I <sup>2</sup> C port during authentication. True open drain, so does not pull to GND if R0PWR5V is not applied.
DSDA0	33	Bi-Di	DDC I <sup>2</sup> C Data for Port 0. 5V Tolerant. HDCP KSV, An and Ri values are exchanged over an I <sup>2</sup> C during authentication. True open drain, so does not pull to GND if R0PWR5V is not applied.
DSCL1	29	Input	DDC I <sup>2</sup> C Clock for Port 1. 5V Tolerant. 5V Tolerant. HDCP KSV, An and Ri values are exchanged over an I <sup>2</sup> C port during authentication. True open drain, so does not pull to GND if R1PWR5V is not applied.
DSDA1	28	Bi-Di	DDC I <sup>2</sup> C Data for Port 1. 5V Tolerant. 5V Tolerant. HDCP KSV, An and Ri values are exchanged over an I <sup>2</sup> C port during authentication. True open drain, so does not pull to GND if R1PWR5V is not applied.
CSCL	27	Input	Configuration/Status I <sup>2</sup> C Clock. 5V Tolerant. Chip configuration/status, CEA-861 support and downstream HDCP repeater-specific registers are accessed via this I <sup>2</sup> C port. True open drain, so does not pull to GND if power is not applied.
CSDA	26	Bi-Di	Configuration/Status I <sup>2</sup> C Data. 5V Tolerant. Chip configuration/status, CEA-861 support and downstream HDCP repeater-specific registers are accessed via this I <sup>2</sup> C port. True open drain, so does not pull to GND if power is not applied.
CI2CA	105	Input	Local I <sup>2</sup> C Address Select. 5V Tolerant. Low = Addresses 0x60/0x68 High = Addresses 0x62/0x6A
SCDT	101	Output	Indicates Active Video at HDMI Input Port. Sync detection indicator.
R0PWR5V	35	Input	Port 0 Transmitter Detect. 5V Tolerant. Used for MUTEIN function.
R1PWR5V	30	Input	Port 1 Transmitter Detect. 5V Tolerant. Used for MUTEIN function.
RSVDNC	98, 77, 76, 55	---	Reserved, must be left unconnected
RSVDL	99	Input	Reserved, must be tied to ground

## IC BLOCK DIAGRAMS AND TERMINAL DESCRIPTIONS-65

### Q8501 : SiI9135ACTU (HDMI Receiver)

#### TERMINAL DESCRIPTION(3/3)

##### Differential Signal Data Pins

Pin Name	Pin #	Dir	Description	
R0XC+	40	Input	TMDS Input Clock Pair	HDMI Port 0
R0XC-	39	Input		
R0X0+	44	Input	TMDS Input Data Pair	
R0X0-	43	Input		
R0X1+	48	Input	TMDS Input Data Pair	
R0X1-	47	Input		
R0X2+	52	Input	TMDS Input Data Pair	
R0X2-	51	Input		
R1XC+	58	Input	TMDS Input Clock Pair	HDMI Port 1
R1XC-	57	Input		
R1X0+	62	Input	TMDS Input Data Pair	
R1X0-	61	Input		
R1X1+	66	Input	TMDS Input Data Pair	
R1X1-	65	Input		
R1X2+	70	Input	TMDS Input Data Pair	
R1X2-	69	Input		

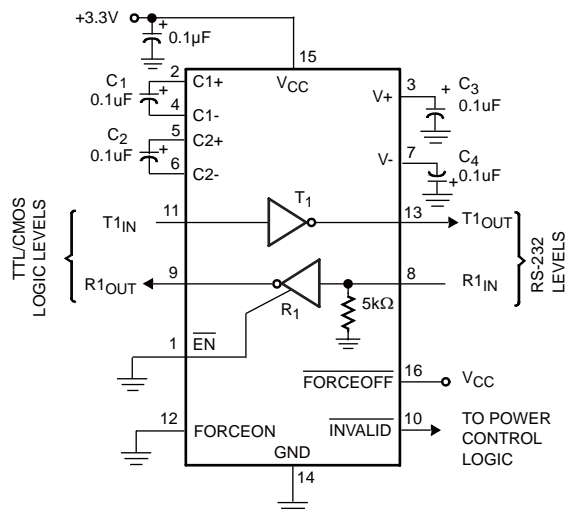
##### Power and Ground Pins

Pin Name	Pin #	Type	Description
CVCC18	12, 24, 25, 80, 91, 107, 119, 131, 143	Power	Digital Logic VCC.
CGND	11, 23, 79, 90, 106, 118, 130, 142	Ground	Digital Logic GND.
IOVCC33	6, 18, 32, 74, 88, 104, 113, 125, 137	Power	Input/Output Pin VCC.
IOGND	4, 17, 31, 73, 87, 103, 112, 124, 136	Ground	Input/Output Pin GND.
AVCC33	38, 42, 46, 50, 56, 60, 64, 68	Power	TMDS Analog VCC 3.3V.
AGND	36, 41, 45, 49, 53, 59, 63, 67, 71	Ground	TMDS Analog GND.
AVCC18	37, 54, 72	Power	TMDS Analog VCC 1.8V.
DVCC18	92	Power	Audio Clock Regeneration PLL. Analog VCC. Must be connected to 1.8V.
DGND	93	Ground	Audio Clock Regeneration PLL. Analog Ground.
XTALVCC	96	Power	Audio Clock Regeneration PLL Crystal Oscillator Power. Must be connected to 3.3V.
REGVCC	97	Power	Audio Clock Regeneration PLL. Crystal Regulator Power. Must be connected to 3.3V.

## IC BLOCK DIAGRAMS AND TERMINAL DESCRIPTIONS -66

## Q4700 : ICL3221ECVZ (RS-232 Transmitter/Receiver)

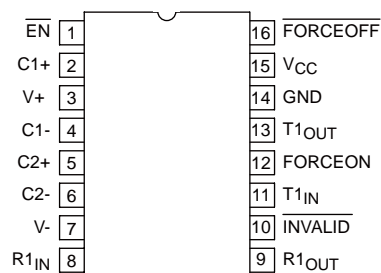
## BLOCK DIAGRAM



## TERMINAL DESCRIPTION

PIN	FUNCTION
V <sub>CC</sub>	System power supply input (3.0V to 5.5V).
V+	Internally generated positive transmitter supply (+5.5V).
V-	Internally generated negative transmitter supply (-5.5V).
GND	Ground connection.
C1+	External capacitor (voltage doubler) is connected to this lead.
C1-	External capacitor (voltage doubler) is connected to this lead.
C2+	External capacitor (voltage inverter) is connected to this lead.
C2-	External capacitor (voltage inverter) is connected to this lead.
T <sub>IN</sub>	TTL/CMOS compatible transmitter Inputs.
T <sub>OUT</sub>	RS-232 level (nominally +/- 5.5V) transmitter outputs.
R <sub>IN</sub>	RS-232 compatible receiver inputs.
R <sub>OUT</sub>	TTL/CMOS level receiver outputs.
R <sub>OUTB</sub>	TTL/CMOS level, noninverting, always enabled receiver outputs.
$\overline{\text{INVALID}}$	Active low output that indicates if no valid RS-232 levels are present on any receiver input.
$\overline{\text{EN}}$	Active low receiver enable control; doesn't disable R <sub>OUTB</sub> outputs.
$\overline{\text{SHDN}}$	Active low input to shut down transmitters and on-board power supply, to place device in low power mode.
$\overline{\text{FORCEOFF}}$	Active low to shut down transmitters and on-chip power supply. This overrides any automatic circuitry and FORCEON (See Table 2).
FORCEON	Active high input to override automatic powerdown circuitry thereby keeping transmitters active. ( $\overline{\text{FORCEOFF}}$ must be high).

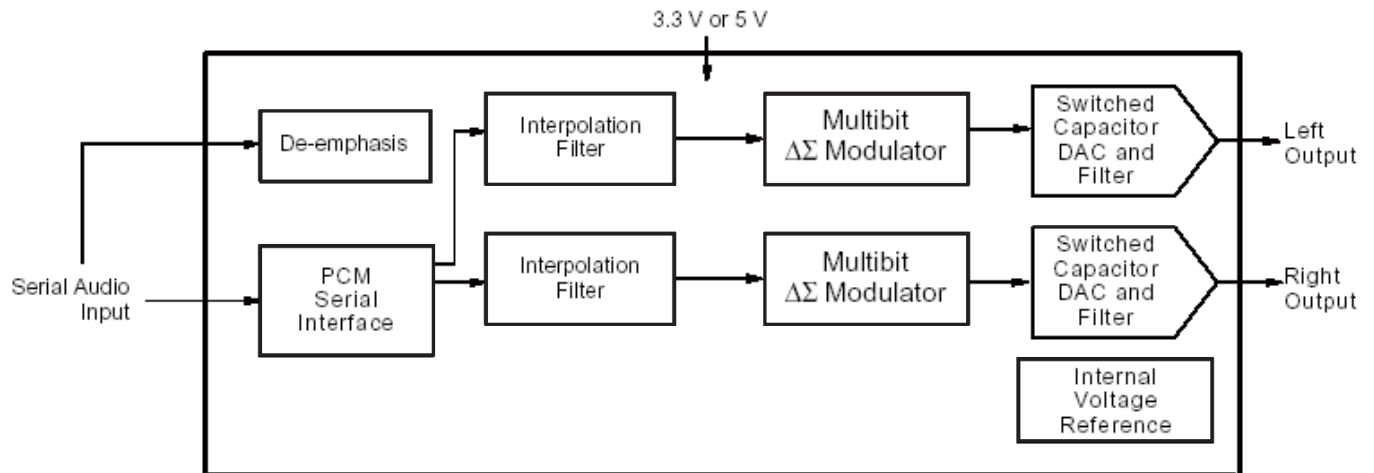
## PIN CONFIGURATION



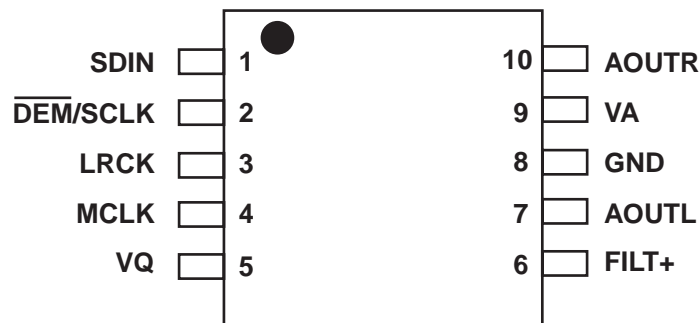
## IC BLOCK DIAGRAMS AND TERMINAL DESCRIPTIONS -67

### Q101, Q204, Q4: CS4344-CZZR (24bit, 192kHz, Stereo, DAC)

#### BLOCK DIAGRAM



#### PIN CONFIGURATION



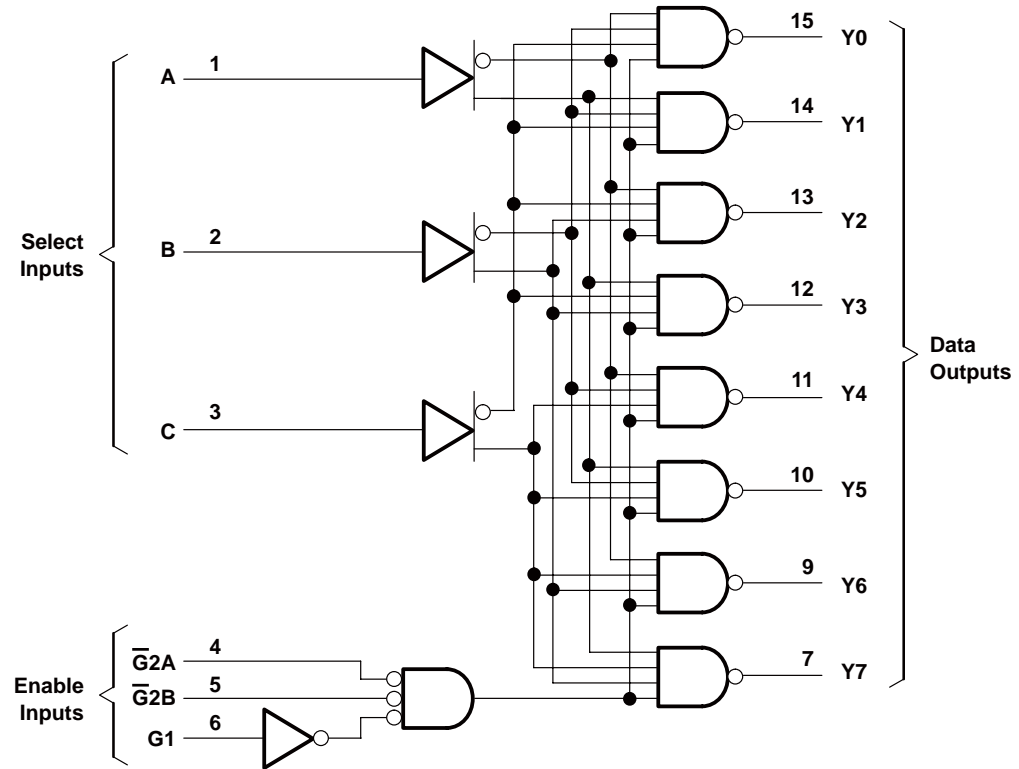
#### TERMINAL DESCRIPTION

Pin Name	#	Pin Description
SDIN	1	<b>Serial Audio Data Input (Input)</b> - Input for two's complement serial audio data.
$\overline{\text{DEM/SCLK}}$	2	<b>De-Emphasis/External Serial Clock Input (Input)</b> - used for de-emphasis filter control or external serial clock input.
LRCK	3	<b>Left Right Clock (Input)</b> - Determines which channel, Left or Right, is currently active on the serial audio data line.
MCLK	4	<b>Master Clock (Input)</b> - Clock source for the delta-sigma modulator and digital filters.
VQ	5	<b>Quiescent Voltage (Output)</b> - Filter connection for internal quiescent voltage.
FILT+	6	<b>Positive Voltage Reference (Output)</b> - Positive reference voltage for the internal sampling circuits.
AOUTL	7	<b>Left Channel Analog Output (Output)</b> - The full scale analog output level is specified in the Analog Characteristics specification table.
GND	8	<b>Ground (Input)</b> - ground reference.
VA	9	<b>Analog Power (Input)</b> - Positive power for the analog and digital sections.
AOUTR	10	<b>Right Channel Analog Output (Output)</b> - The full scale analog output level is specified in the Analog Characteristics specification table.

# IC BLOCK DIAGRAMS AND TERMINAL DESCRIPTIONS -68

## Q7172: TC74VHC138FT (3-8 Line Decoder)

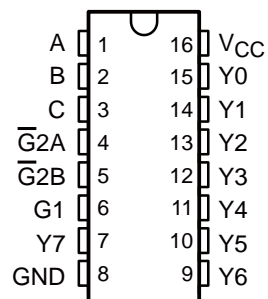
### BLOCK DIAGRAM



Logic Diagram

ENABLE INPUTS			SELECT INPUTS			OUTPUTS							
G1	$\overline{G2A}$	$\overline{G2B}$	C	B	A	Y0	Y1	Y2	Y3	Y4	Y5	Y6	Y7
X	H	X	X	X	X	H	H	H	H	H	H	H	H
X	X	H	X	X	X	H	H	H	H	H	H	H	H
L	X	X	X	X	X	H	H	H	H	H	H	H	H
H	L	L	L	L	L	L	H	H	H	H	H	H	H
H	L	L	L	L	H	H	L	H	H	H	H	H	H
H	L	L	L	H	L	H	H	L	H	H	H	H	H
H	L	L	H	L	L	H	H	H	H	L	H	H	H
H	L	L	H	L	H	H	H	H	H	H	L	H	H
H	L	L	H	H	L	H	H	H	H	H	H	L	H
H	L	L	H	H	H	H	H	H	H	H	H	H	L

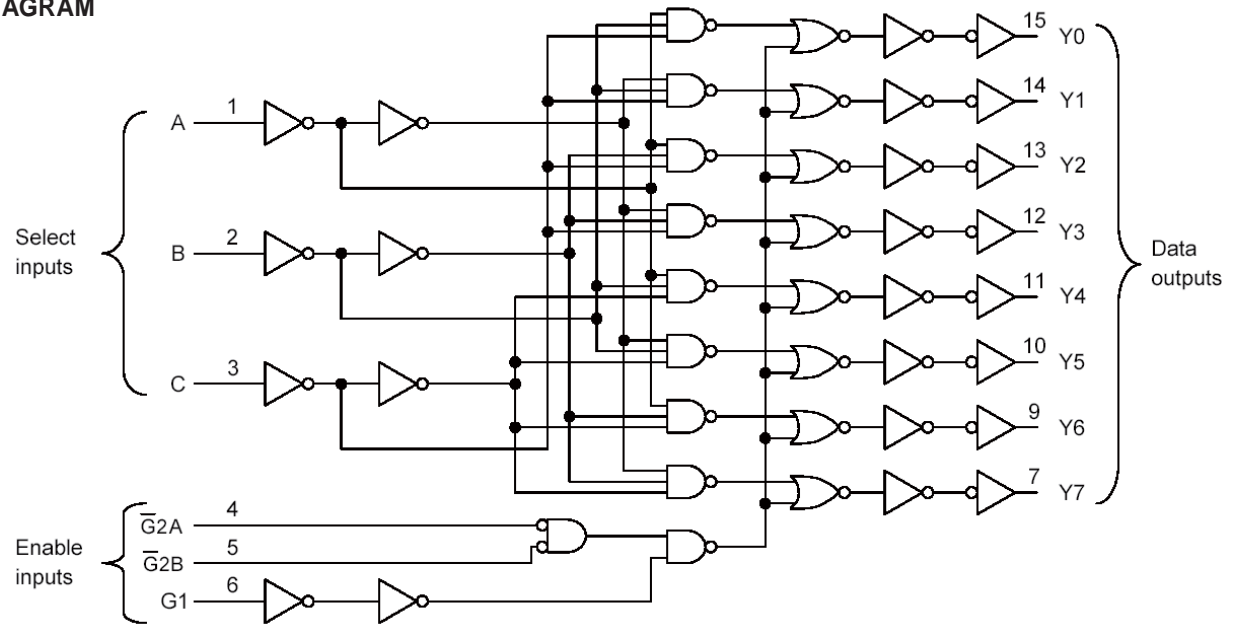
### PIN CONFIGURATION



# IC BLOCK DIAGRAMS AND TERMINAL DESCRIPTIONS -69

## Q7171: TC74VHC238FT (3-8 Line Decoder)

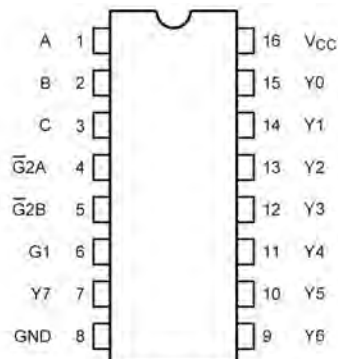
### BLOCK DIAGRAM



### Logic Diagram

Inputs						Outputs								Selected Output
Enable			Select			Y0	Y1	Y2	Y3	Y4	Y5	Y6	Y7	
G1	$\overline{G2A}$	$\overline{G2B}$	C	B	A									
L	X	X	X	X	X	L	L	L	L	L	L	L	L	None
X	H	X	X	X	X	L	L	L	L	L	L	L	L	None
X	X	H	X	X	X	L	L	L	L	L	L	L	L	None
H	L	L	L	L	L	H	L	L	L	L	L	L	L	Y0
H	L	L	L	L	H	L	H	L	L	L	L	L	L	Y1
H	L	L	L	H	L	L	L	H	L	L	L	L	L	Y2
H	L	L	L	H	H	L	L	L	H	L	L	L	L	Y3
H	L	L	H	L	L	L	L	L	L	H	L	L	L	Y4
H	L	L	H	L	H	L	L	L	L	L	H	L	L	Y5
H	L	L	H	H	L	L	L	L	L	L	L	H	L	Y6
H	L	L	H	H	H	L	L	L	L	L	L	L	H	Y7

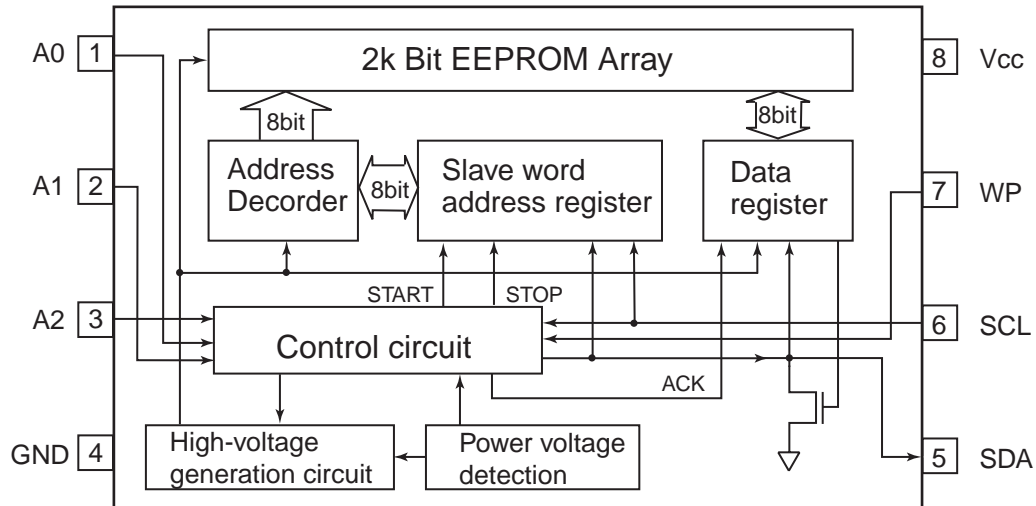
### PIN CONFIGURATION



## IC BLOCK DIAGRAMS AND TERMINAL DESCRIPTIONS -70

### Q8105, Q8125, Q8155, Q8175: BR24L02FV-W(256x8 bit EEPROM)

#### BLOCK DIAGRAM AND PIN CONFIGURATION



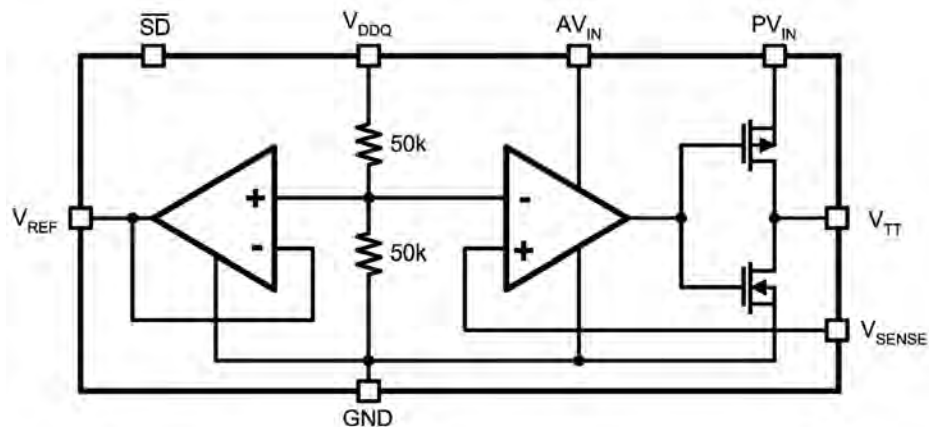
#### TERMINAL DESCRIPTION

Terminal	I/O	Function
Vcc	-	Apply a power source
GND	-	Ground terminal
A0,A1,A2	I	Slave address setting terminal
SCL	I	Serial clock input
SDA	I/O	Slave and word address. Serial data input and output
WP	I	Write protect terminal

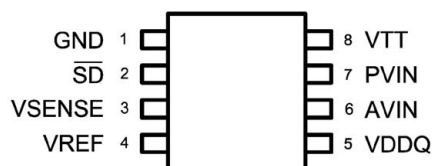
## IC BLOCK DIAGRAMS AND TERMINAL DESCRIPTIONS -71

### U8067: LP2996MX (DDR-SDRAM Termination Regulator)

#### BLOCK DIAGRAM



#### PIN CONFIGURATION



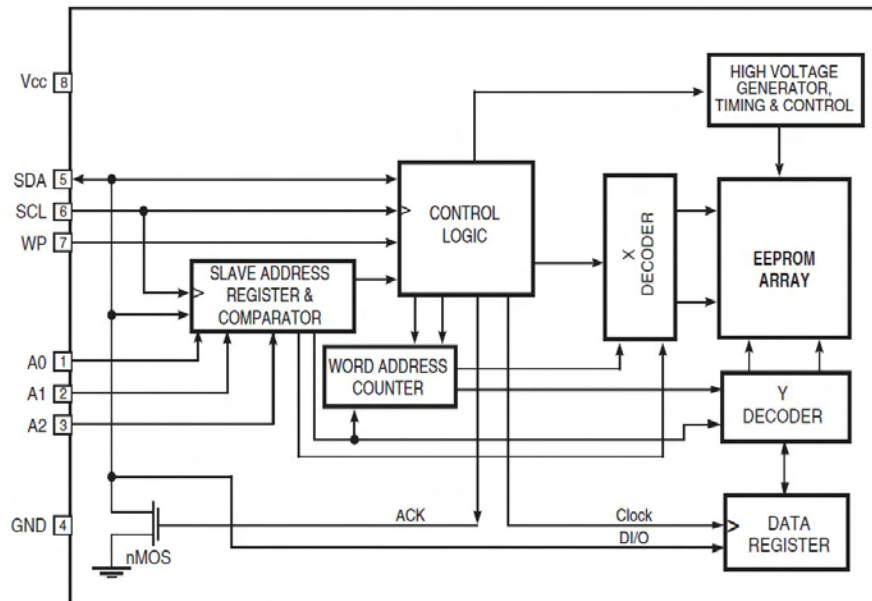
#### TERMINAL DESCRIPTION

PIN	DESCRIPTION
<b>AVIN AND PVIN</b>	AVIN and PVIN are the input supply pins for the LP2996. AVIN is used to supply all the internal control circuitry.
<b>VDDQ</b>	VDDQ is the input used to create the internal reference voltage for regulating VTT. The reference voltage is generated from a resistor divider of two internal 50 kohm resistor.
<b>VSENSE</b>	The purpose of the sense pin is to provide improved remote load regulation.
<b>SHUTDOWN</b>	The LP2996 contains an active low shutdown pin that can be used to tri-state VTT.
<b>VREF</b>	VREF provides the buffered output of the internal reference voltage $VDDQ / 2$ .
<b>VTT</b>	VTT is the regulated output that is used to terminate the bus resistors. It is capable of sinking and sourcing current while regulating the output precisely to $VDDQ / 2$ .

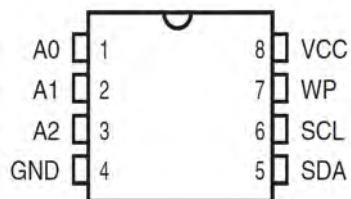
## IC BLOCK DIAGRAMS AND TERMINAL DESCRIPTIONS -72

## Q201, Q207: IS24C04A(4 kbit EEPROM)

## BLOCK DIAGRAM



## PIN CONFIGURATION



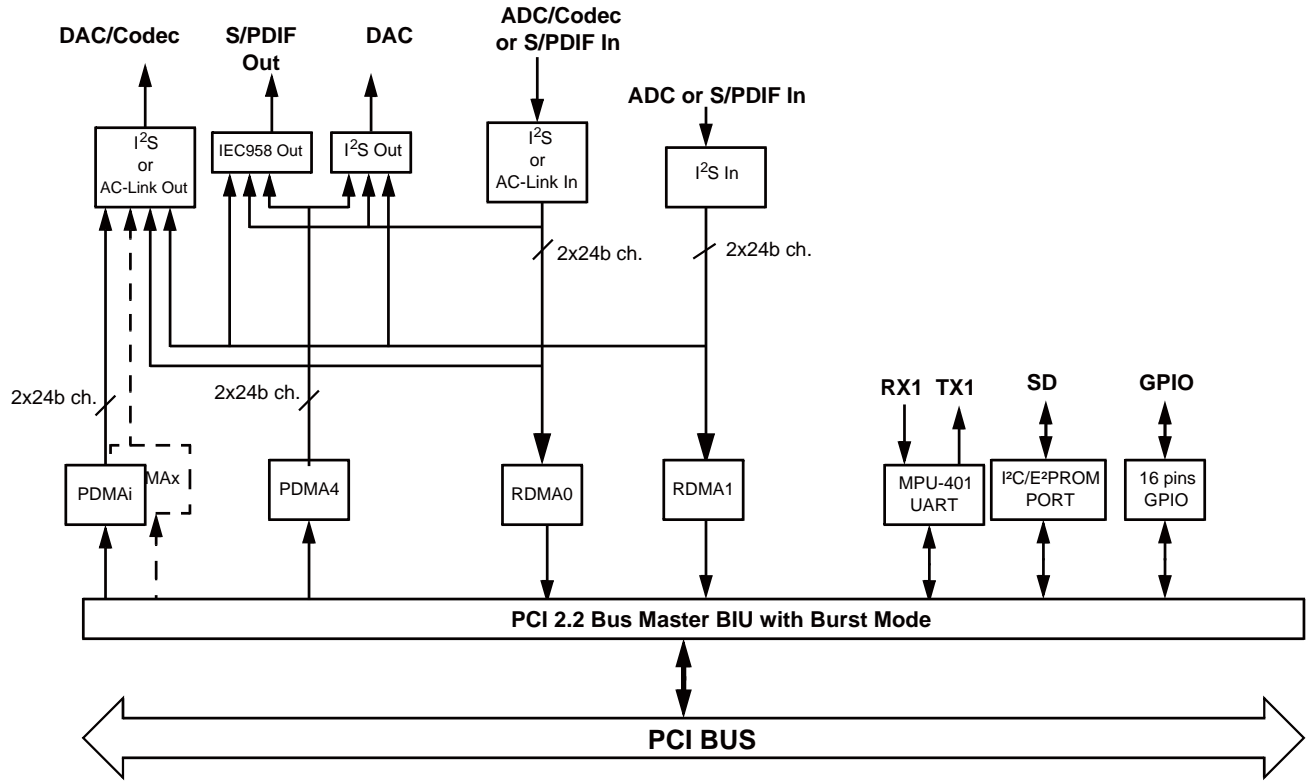
## TERMINAL DESCRIPTION

A0-A2	Address Inputs
SDA	Serial Address/Data I/O
SCL	Serial Clock Input
WP	Write Protect Input
Vcc	Power Supply
GND	Ground

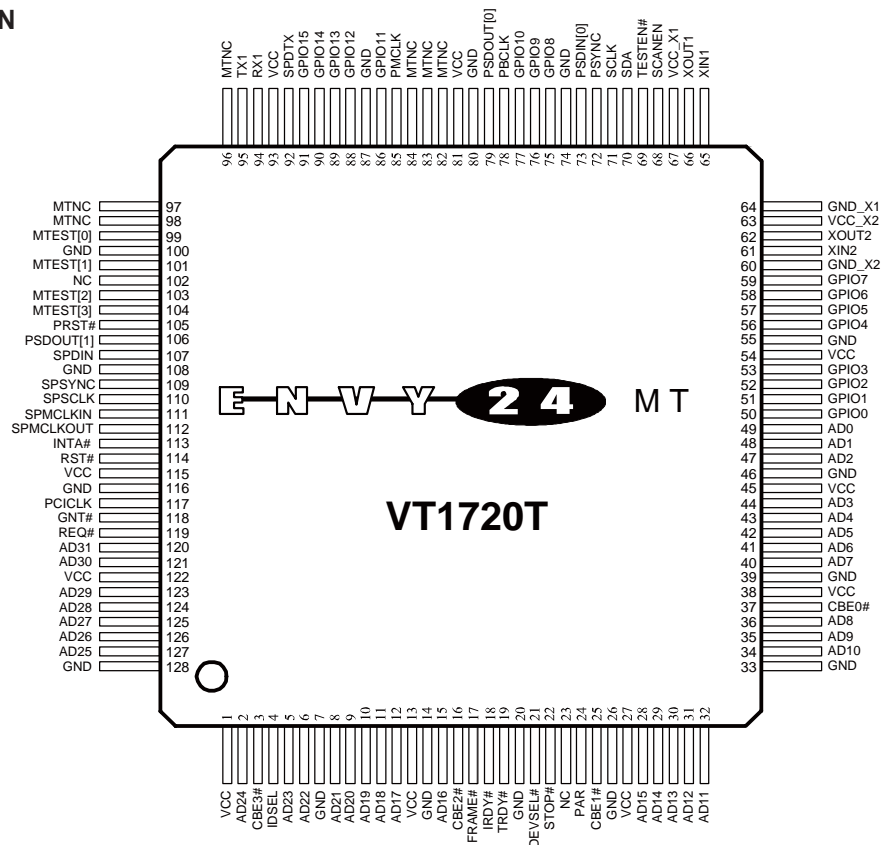
# IC BLOCK DIAGRAMS AND TERMINAL DESCRIPTIONS -73

## Q206: ENVY24MT (PCI Multi-channel Audio Controller)

### BLOCK DIAGRAM



### PIN CONFIGURATION



## IC BLOCK DIAGRAMS AND TERMINAL DESCRIPTIONS -74

### Q206: ENVY24MT (PCI Multi-channel Audio Controller)

#### TERMINAL DESCRIPTION(1/2)

I - Input Signal  
 O - Output Signal  
 B - Bidirectional Signal  
 OD - Open Drain  
 A - Analog Signal  
 PU - Pull-up. 50 kohm nominal

PCI BUS INTERFACE		
Symbol	Type	Description
AD[31:0]	B	<b>Multiplexed PCI Address / Data Bus.</b>
CBE#[3:0]	B	<b>Bus Command / Byte Lane Enable.</b> These signals are bus commands during the address phase and byte lane enable during the data phase. These signals are output during a bus master cycle.
PCICLK	I	<b>PCI Bus Clock.</b>
DEVSEL#	B	<b>Device Select.</b> The VT1720T drives this signal active when it decodes its address as the current target of the current access.
FRAME#	B	<b>PCI Cycle Frame.</b> When asserted by the bus master, this signal indicates the beginning of a bus transaction. During the final data phase of a bus transaction it is deasserted.
GNT#	I	<b>PCI Bus Grant.</b> When active it indicates bus master is granted to the VT1720T.
IDSEL	I	<b>Initialization Device Select.</b> This is the chip select during the PCI configuration register accesses
INTA#	OD	<b>PCI Interrupt Request.</b>
IRDY#	B	<b>Initiator Ready.</b>
PAR	B	<b>Parity.</b>
REQ#	O	<b>Bus Master Control Request.</b>
RST#	I	<b>System Reset.</b> All VT1720T registers and state machines are at default when this signal is asserted.
STOP#	B	<b>Target Disconnect.</b>
TRDY#	B	<b>Target Ready.</b>
I <sup>2</sup> C PORT		
SDA	B	<b>Serial Data.</b>
SCLK	O	<b>Serial Bit Shift Clock.</b>
MPU-401 UART		
TX1	O, PU	<b>MPU-401 Transmit Data.</b>
RX1	I, PU	<b>MPU-401 Receive Data.</b>

## IC BLOCK DIAGRAMS AND TERMINAL DESCRIPTIONS -75

## Q206: ENVY24MT (PCI Multi-channel Audio Controller)

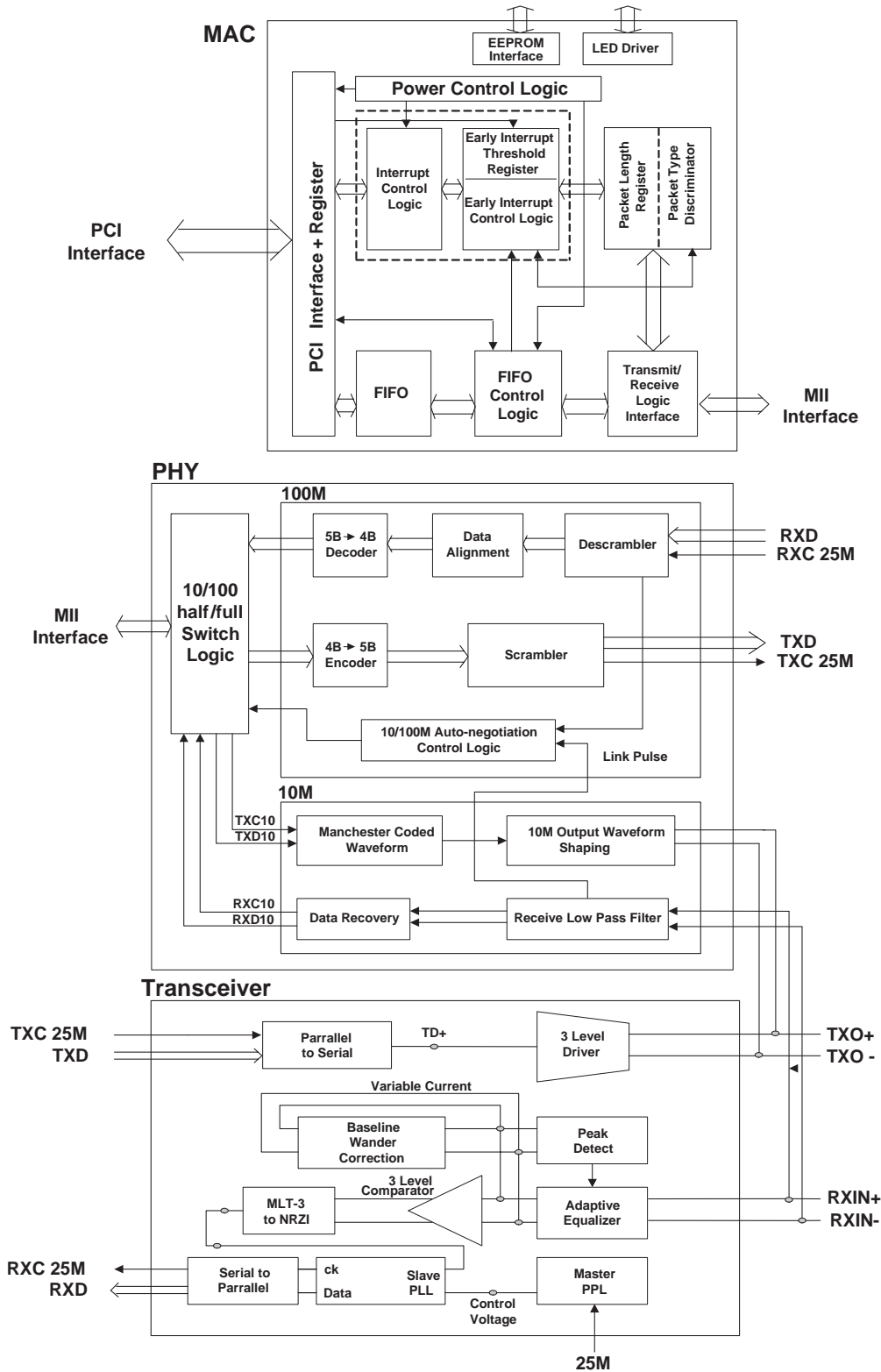
## TERMINAL DESCRIPTION(2/2)

PROFESSIONAL MULTI-TRACK AC-LINK / I <sup>2</sup> S INTERFACE		
Symbol	Type	Description
PSYNC	O	<b>Sync.</b> Sync (AC-Link Mode) or Left Right Clock (I2S Mode) sample clock.
PBCLK	I/O	<b>Serial Bit Clock.</b> Typically output for I2S mode and input for AC-Link mode
PSDIN[0]	I	<b>Serial Data In.</b> Incoming stereo stream pair
PSDOUT[1:0]	O	<b>Serial Data Output.</b> 2 separate outbound stereo stream pairs. <b>PSDOUT[1]</b> can be used as S/PDIF OUT copy.
PMCLK	O	<b>Master Clock.</b> For AC'97 codecs or I <sup>2</sup> S converters
PRST#	O	<b>Cold Reset.</b> For I <sup>2</sup> S/AC-link converters
CLOCKS		
XOUT1	A	<b>Clock Out 1.</b>
XIN1	A	<b>Clock In 1.</b> 24.576 MHz (512*48 KHz) / 49.152 MHz (256*192KHz). Runs the core blocks.
XOUT2	A	<b>Clock Out 2.</b>
XIN2	A	<b>Clock In 2.</b> 22.5792 MHz (512*44.1 KHz)
S/PDIF (SONY / PHILIPS DIGITAL INTERFACE)		
SPMCLKIN	I	<b>S/PDIF Master Clock Input.</b> Or other 128x or 256x clock for slave operation
SPMCLKOUT	O	<b>S/PDIF Master Clock Output.</b> 128x
SPSCLK	O	<b>S/PDIF Serial Bit Clock.</b>
SPDIN	I	<b>S/PDIF Serial Data In.</b>
SPDTX	A, PU	<b>S/PDIF IEC958 Line Driver Output.</b> The voltage divider implemented on the board will pull down signaling that the digital audio transmitter is implemented via bit CCS07[6]. Capable of driving 6mA.
SPSYNC	O	<b>S/PDIF Frame Sync.</b>
GENERAL PURPOSE I/O		
GPIO[15:4]	B, PU	<b>General Purpose I/O.</b> Capable of driving 8mA.
GPIO[3] / E <sup>2</sup> PROM	B, PU	<b>General Purpose I/O.</b> E <sup>2</sup> PROM presence indicator during power-up (default). The state is reflected on CCS13[7] bit. Capable of driving 8mA.
GPIO[2:1]	B, PU	<b>General Purpose I/O.</b> Capable of driving 8mA.
GPIO0 / I <sup>2</sup> S#	B, PU	<b>General Purpose I/O.</b> Sets AC-link interface for professional section during power-up (default). The state is reflected on CCS05[7] bit in reverse polarity. Capable of driving 8mA.
TEST MODE		
TESTEN#	I, PU	<b>Test Mode Enable.</b> Do not connect for normal operation.
SCANEN	I, PU	<b>Scan Test Mode Enable.</b> Must be grounded for normal operation.
MTEST[3:0]		<b>Internal Test Pins</b> Do not connect for normal operation.
MTNC		<b>No Connect.</b>
NC		<b>No Connect.</b>
POWER AND GROUND		
VCC		<b>Digital Supply Voltage</b> 3.3V
GND		<b>Ground.</b>

# IC BLOCK DIAGRAMS AND TERMINAL DESCRIPTIONS -76

## Q211: RTL8100CL (Ethernet Controller with Power Management)

### BLOCK DIAGRAM





## IC BLOCK DIAGRAMS AND TERMINAL DESCRIPTIONS -78

### Q211: RTL8100CL (Ethernet Controller with Power Management)

#### TERMINAL DESCRIPTION(1/4)

**Table 1. Power Management/Isolation Interface**

Symbol	Type	Pin No	Description
PMEB (PME#)	O/D	31	Power Management Event. Open drain, active low. Used by the RTL8100C(L) to request a change in its current power management state and/or to indicate that a power management event has occurred.
ISOLATEB (ISOLATE#)	I	23	Isolate Pin: Active low. Isolates the RTL8100C(L) from the PCI bus. The RTL8100C(L) does not drive its PCI outputs (excluding PME#) and does not sample its PCI input (including RST# and PCICLK) as long as the Isolate pin is asserted.
LWAKE	O	105	LAN WAKE-UP Signal. Signals to the motherboard that it should execute the wake-up process. The motherboard must support Wake-On-LAN (WOL). There are 4 output choices, active high, active low, positive pulse, and negative pulse, that may be asserted from the LWAKE pin. See the LWACT bit in Table 19. CONFIG 1: Configuration Register 1, page 23, for the setting of this output signal. The default output is an active high signal. When a PME event is received, LWAKE and PME# assert at the same time if LWPME (bit4, CONFIG4) is set to 0. If LWPME is set to 1, LWAKE asserts only when PME# asserts and ISOLATEB is low. This pin is a 3.3V signaling output pin.

**Table 2. Test and Other Pins**

Symbol	Type	Pin No	Description
RTT3	TEST	123	Chip Test pin.
RTSET	I/O	127	This pin must be pulled low by a resistor. Refer to section 9 Application Information, page 61, for the correct value.
CTRL25	Analog	8	Use this pin and an external PNP type transistor to generate +2.5V for the RTL8100C(L).
CLKRUN	I/O	65	Clock Run. This signal is used to request starting (or speeding up) of the clock. CLKRUN also indicates the clock status. CLKRUN is an open drain output as well as an input. The RTL8100C(L) requests the central resource to start, speed up, or maintain the interface clock by the assertion of CLKRUN. For the host system, it is an S/T/S signal. The host system (central resource) is responsible for maintaining CLKRUN asserted, and for driving it high to the negated (deasserted) state.
NC	-	9~11,13~16, 18, 19, 22, 24, 45, 48, 62, 72~74, 110, 112, 116, 118, 120, 125, 126	Not Connected.

## IC BLOCK DIAGRAMS AND TERMINAL DESCRIPTIONS -79

### Q211: RTL8100CL (Ethernet Controller with Power Management)

#### TERMINAL DESCRIPTION(2/4)

Table 3. PCI Interface

Symbol	Type	Pin No	Description
AD31-0	T/S	33, 34, 36, 37, 39, 40, 42, 43, 47, 49, 50, 53, 55, 57, 58, 59, 79, 82, 83, 85, 86, 87, 89, 90, 93, 95, 96, 97, 98, 103, 104	PCI Address and Data Multiplexed Pins.
C/BE3-0	T/S	44, 60, 77, 92	PCI Bus Command and Byte Enables Multiplexed Pins.
CLK	I	28	Clock. This PCI Bus clock provides timing for all transactions and bus phases, and is input to PCI devices. The rising edge defines the start of each phase. The clock frequency ranges from 0 to 40MHz. For normal network operation, the RTL8100C(L) requires a minimum PCI clock frequency of 16.75MHz.
DEVSELB	S/T/S	68	Device Select. As a bus master, the RTL8100C (L) samples this signal to ensure that a PCI target recognizes the destination address for the data transfer. As a target, the RTL8100C(L) asserts this signal low when it recognizes its target address after FRAMEB is asserted.
FRAMEB	S/T/S	61	Cycle Frame. As a bus master, this pin indicates the beginning and duration of an access. FRAMEB is asserted low to indicate the start of a bus transaction. While FRAMEB is asserted, data transfer continues. When FRAMEB is deasserted, the transaction is in the final data phase. As a target, the device monitors this signal before decoding the address to check if the current transaction is addressed to it.
GNTB	I	29	Grant. This signal is asserted low to indicate to the RTL8100C(L) that the central arbiter has granted ownership of the bus to the RTL8100C(L). This input is used when the RTL8100C(L) is acting as a bus master.
REQB	T/S	30	Request. The RTL8100C(L) will assert this signal low to request the ownership of the bus from the central arbiter.
IDSEL	I	46	Initialization Device Select. This pin allows the RTL8100C(L) to identify when configuration read/write transactions are intended for it.
INTAB	O/D	25	INTAB. Used to request an interrupt. It is asserted low when an interrupt condition occurs, as defined by the Interrupt Status, Interrupt Mask and Interrupt Enable registers.

## IC BLOCK DIAGRAMS AND TERMINAL DESCRIPTIONS -80

### Q211: RTL8100CL (Ethernet Controller with Power Management)

#### TERMINAL DESCRIPTION(3/4)

**Table 3. PCI Interface(Continued)**

Symbol	Type	Pin No	Description
IRDYB	S/T/S	63	<p>Initiator Ready.</p> <p>This indicates the initiating agent's ability to complete the current data phase of the transaction.</p> <p>As a bus master, this signal will be asserted low when the RTL8100C(L) is ready to complete the current data phase transaction. This signal is used in conjunction with the TRDYB signal. Data transaction takes place at the rising edge of CLK when both IRDYB and TRDYB are asserted low. As a target, this signal indicates that the master has put data on the bus.</p>
TRDYB	S/T/S	67	<p>Target Ready.</p> <p>This indicates the target agent's ability to complete the current phase of the transaction.</p> <p>As a bus master, this signal indicates that the target is ready for the data during write operations and holds the data during read operations. As a target, this signal will be asserted low when the (slave) device is ready to complete the current data phase transaction. This signal is used in conjunction with the IRDYB signal. Data transaction takes place at the rising edge of CLK when both IRDYB and TRDYB are asserted low.</p>
PAR	T/S	76	<p>Parity.</p> <p>This signal indicates even parity across AD31-0 and C/BE3-0 including the PAR pin. As a master, PAR is asserted during address and write data phases. As a target, PAR is asserted during read data phases.</p>
PERRB	S/T/S	70	<p>Parity Error.</p> <p>When the RTL8100C(L) is the bus master and a parity error is detected, the RTL8100C(L) asserts both the SERR bit in ISR, and Configuration Space command bit 8 (SERRB enable). Next, it completes the current data burst transaction, then stops operation and resets itself. After the host clears the system error, the RTL8100C(L) continues its operation.</p> <p>When the RTL8100C(L) is the bus target and a parity error is detected, the RTL8100C(L) asserts this PERRB pin low.</p>
SERRB	O/D	75	<p>System Error.</p> <p>If an address parity error is detected and Configuration Space Status register bit 15 (detected parity error) is enabled, the RTL8100C(L) asserts both the SERRB pin low, and bit 14 of the Status register in Configuration Space.</p>
STOPB	S/T/S	69	<p>Stop.</p> <p>Indicates the current target is requesting the master to stop the current transaction.</p>
RSTB	I	27	<p>Reset.</p> <p>When RSTB is asserted low, the RTL8100C(L) performs an internal system hardware reset. RSTB must be held for a minimum of 120ns.</p>

## IC BLOCK DIAGRAMS AND TERMINAL DESCRIPTIONS -81

### Q211: RTL8100CL (Ethernet Controller with Power Management)

#### TERMINAL DESCRIPTION(4/4)

**Table 4. EPROM/EEPROM Interface/AUX**

Symbol	Type	Pin No	Description
EESK	O	111	The MA2-0 pins are switched to EESK, EEDI, EEDO in 93C46 programming or auto-load mode.
EEDO	O, I	108	
AUX / EEDI	I/O	109	<p>Aux. Power Detect.</p> <p>This pin is used to notify the RTL8100C(L) of the existence of Aux. power (only during initial power-on). This pin should be pulled high to the auxiliary power (5VPM or 3VAUX) via a resistor to detect the Aux. power. Doing so will enable wakeup support from ACPI D3 cold or APM power-down. If this pin is not pulled high, the RTL8100C(L) assumes that no auxiliary power exists.</p> <p>EEDI: After Aux. Power On Detection is complete; EEDI is enabled to support EEPROM auto-load operation.</p>
EECS	O	106	EEPROM chip select.

**Table 5. Power Pins**

Symbol	Type	Pin No	Description
VDD33	P	26, 41, 56, 71, 84, 94, 107	+3.3V (Digital)
AVDD33	P	3, 7, 20	+3.3V (Analog).
VDD25	P	32, 54, 78, 99	+2.5V (Digital).
AVDD25	P	12	+2.5V (Analog).
GND	P	4, 17, 21, 35, 38, 51, 52, 66, 80, 81, 91, 100, 101, 119, 123, 124, 128	Ground.

**Table 6. LED Interface**

Symbol	Type	Pin No	Description				
			LED Pins				
LED0, 1, 2	O	117, 115, 114	LEDS1-0	00	01	10	11
			LED0	TX/RX	TX/RX	TX	TX
			LED1	LINK100	LINK10/100	LINK10/100	LINK100
			LED2	LINK10	FULL	RX	LINK10
During power down mode, the LEDs are OFF.							

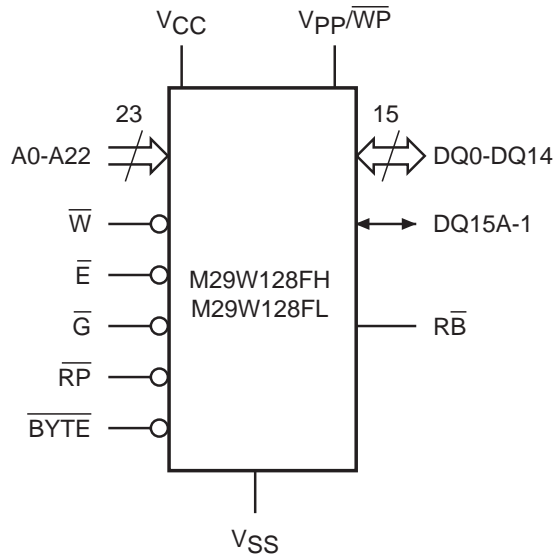
**Table 7. Attachment Unit Interface**

Symbol	Type	Pin No	Description
TXD+	O	1	100/10Base-T Transmit (TX) data.
TXD-	O	2	
RXIN+	I	5	100/10Base-T Receive (RX) data.
RXIN-	I	6	
X1	I	121	25MHz Crystal/OSC Input.
X2	O	122	<p>Crystal Feedback Output.</p> <p>This output is used in a crystal connection only. It must be left open when X1 is driven with an external 25MHz oscillator.</p>

# IC BLOCK DIAGRAMS AND TERMINAL DESCRIPTIONS -82

## Q212: M29W128FL70 (128 Mbit Flash Memory)

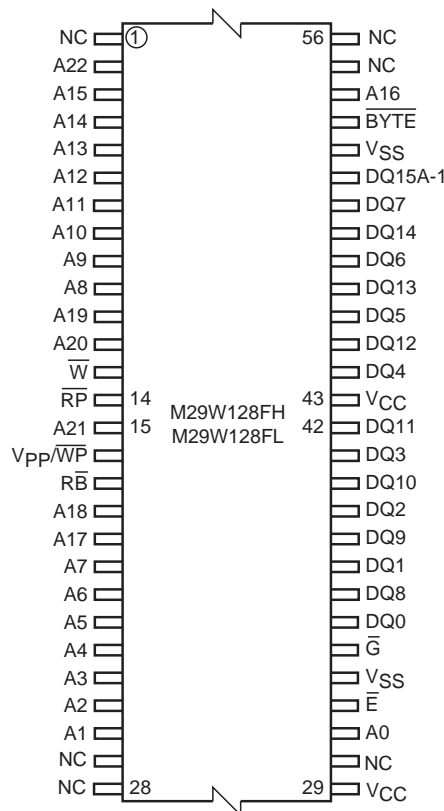
### LOGIC DIAGRAM



### Signal names

A0-A22	Address Inputs
DQ0-DQ7	Data Inputs/Outputs
DQ8-DQ14	Data Inputs/Outputs
DQ15A-1	Data Input/Output or Address Input
$\bar{E}$	Chip Enable
$\bar{G}$	Output Enable
$\bar{W}$	Write Enable
$\bar{R}\bar{P}$	Reset/Block Temporary Unprotect
$\bar{R}\bar{B}$	Ready/Busy Output
BYTE	Byte/Word Organization Select
$V_{CC}$	Supply voltage
$V_{PP}/\bar{W}\bar{P}$	$V_{PP}$ /Write Protect
$V_{SS}$	Ground
NC	Not Connected Internally

### PIN CONFIGURATION



## IC BLOCK DIAGRAMS AND TERMINAL DESCRIPTIONS -83

### Q212: M29W128FL70 (128 Mbit Flash Memory)

#### TERMINAL DESCRIPTION

##### 1. Address Inputs (A0-A22)

The Address Inputs select the cells in the memory array to access during Bus Read operations.

##### 2. Data Inputs/Outputs (DQ0-DQ7)

The Data I/O outputs the data stored at the selected address during a Bus Read operation.

##### 3. Data Inputs/Outputs (DQ8-DQ14)

The Data I/O outputs the data stored at the selected address during a Bus Read operation.

##### 4. Data Input/Output or Address Input (DQ15A-1)

When the device is in x16 Bus mode, this pin behaves as a Data Input/Output pin (as DQ8-DQ14). When the device is in x8 Bus mode, this pin behaves as an address pin; DQ15A-1.

##### 5. Chip Enable ( $\overline{E}$ )

The Chip Enable pin,  $\overline{E}$ , activates the memory, allowing Bus Read and Bus Write operations.

##### 6. Output Enable ( $\overline{G}$ )

The Output Enable pin,  $\overline{G}$ , controls the Bus Read operation of the memory.

##### 7. Write Enable ( $\overline{W}$ )

The Write Enable pin,  $\overline{W}$ , controls the Bus Write operation of the memory's Command Interface.

##### 8. $V_{PP}$ /Write Protect ( $V_{PP}/\overline{WP}$ )

The  $V_{PP}$ /Write Protect pin provides two functions. The  $V_{PP}$  function allows the memory to use an external high voltage power supply to reduce the time required for Program operations.

The Write Protect function provides a hardware method of protecting the highest or lowest block.

##### 9. Reset/Block Temporary Unprotect ( $\overline{RP}$ )

The Reset/Block Temporary Unprotect pin can be used to apply a Hardware Reset to the memory or to temporarily unprotect all the blocks previously protected using a High Voltage

##### 10. Ready/Busy Output ( $\overline{RB}$ )

The Ready/Busy pin is an open-drain output that can be used to identify when the device is performing a Program or erase operation.

##### 11. Byte/Word Organization Select ( $\overline{BYTE}$ )

It is used to switch between the x8 and x16 Bus modes of the memory.

##### 12. $V_{CC}$ supply voltage (7V to 3.6V)

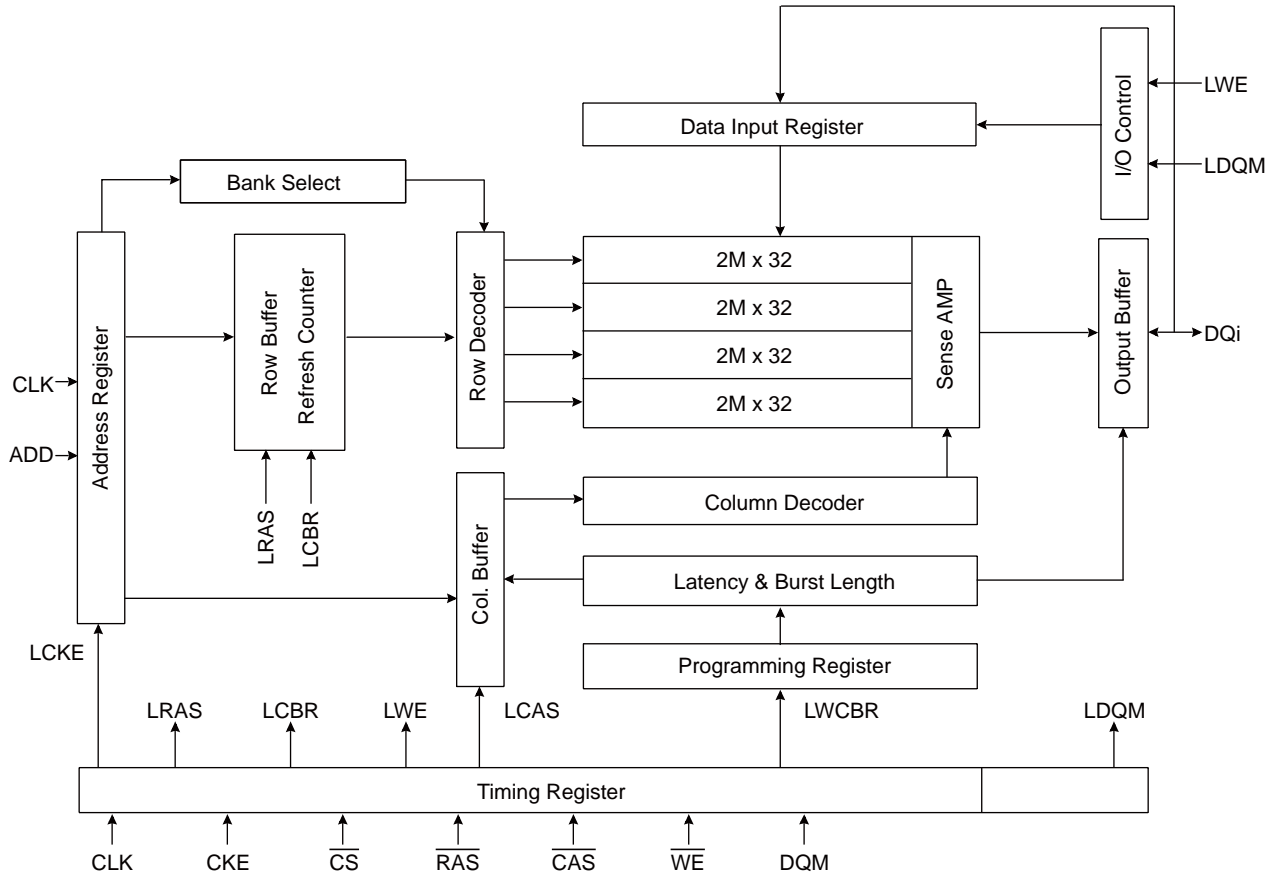
$V_{CC}$  provides the power supply for all operations (Read, Program and Erase).

##### 13. $V_{SS}$ ground

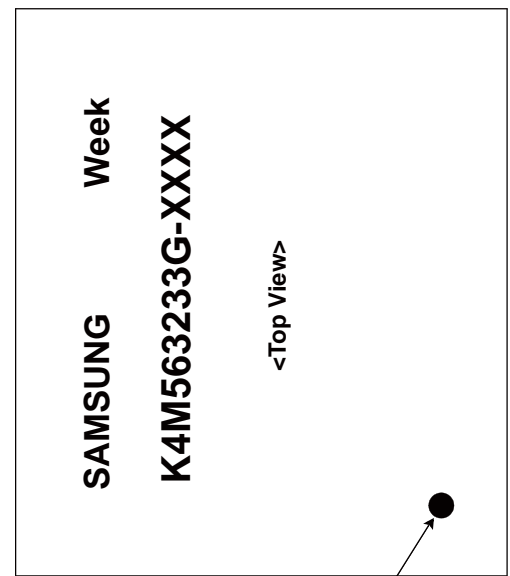
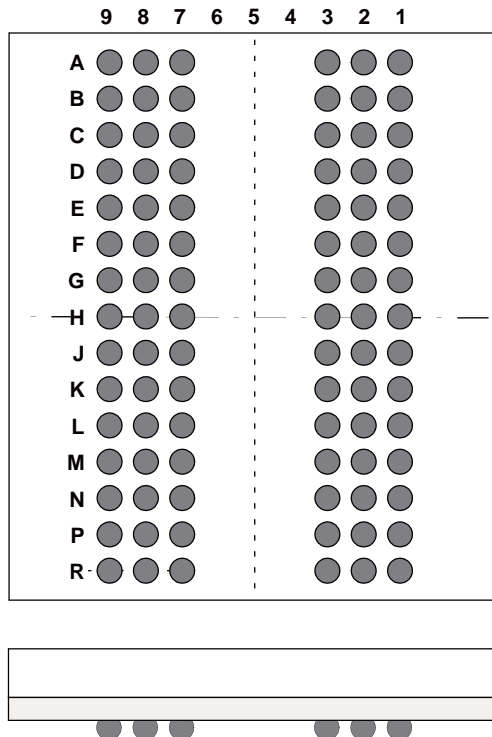
$V_{SS}$  is the reference for all voltage measurements.

**IC BLOCK DIAGRAMS AND TERMINAL DESCRIPTIONS -84**  
**Q213, Q214: K4M563233G (256 Mbit SDRAM)**

**LOGIC DIAGRAM**



**PIN CONFIGURATION**



FBGA Package

## IC BLOCK DIAGRAMS AND TERMINAL DESCRIPTIONS -85

### Q213, Q214: K4M563233G (256 Mbit SDRAM)

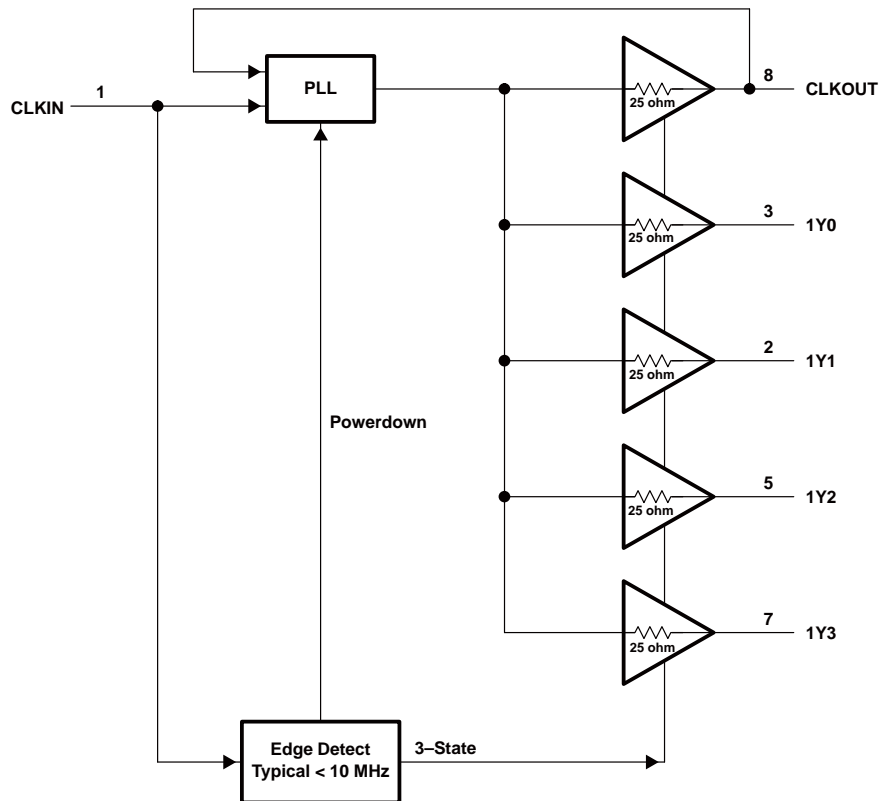
#### TERMINAL DESCRIPTION

Pin Name	Pin Function
CLK	System Clock
$\overline{CS}$	Chip Select
CKE	Clock Enable
A <sub>0</sub> ~ A <sub>11</sub>	Address
BA <sub>0</sub> ~ BA <sub>1</sub>	Bank Select Address
$\overline{RAS}$	Row Address Strobe
$\overline{CAS}$	Column Address Strobe
$\overline{WE}$	Write Enable
DQM <sub>0</sub> ~ DQM <sub>3</sub>	Data Input/Output Mask
DQ <sub>0</sub> ~ 31	Data Input/Output
V <sub>DD</sub> /V <sub>SS</sub>	Power Supply/Ground
V <sub>DDQ</sub> /V <sub>SSQ</sub>	Data Output Power/Ground

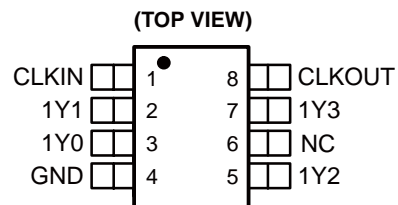
# IC BLOCK DIAGRAMS AND TERMINAL DESCRIPTIONS -86

## Q215: CDCVF2505 (Clock Driver)

### BLOCK DIAGRAM



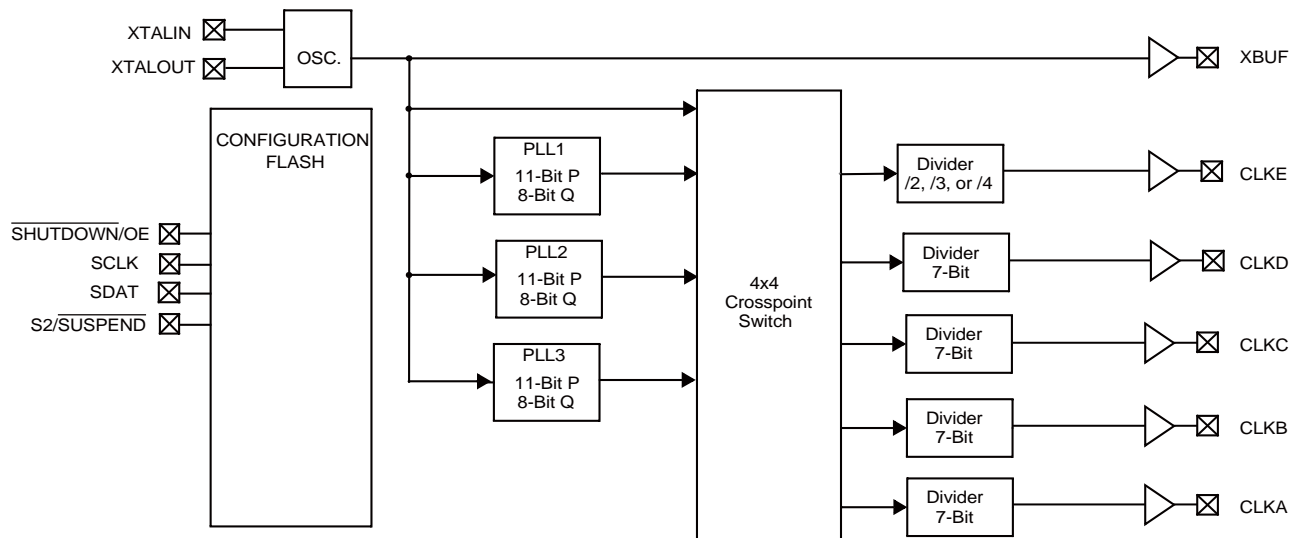
### PIN CONFIGURATION



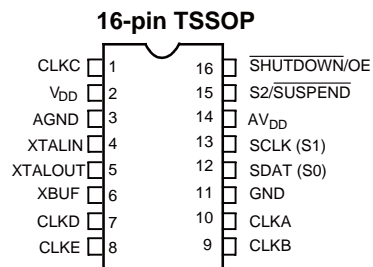
## IC BLOCK DIAGRAMS AND TERMINAL DESCRIPTIONS -87

## Q216: CY22393FXCT (Clock Generator)

## BLOCK DIAGRAM



## PIN CONFIGURATION



## IC BLOCK DIAGRAMS AND TERMINAL DESCRIPTIONS -88

### Q216: CY22393FXCT (Clock Generator)

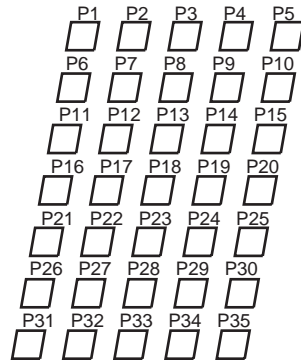
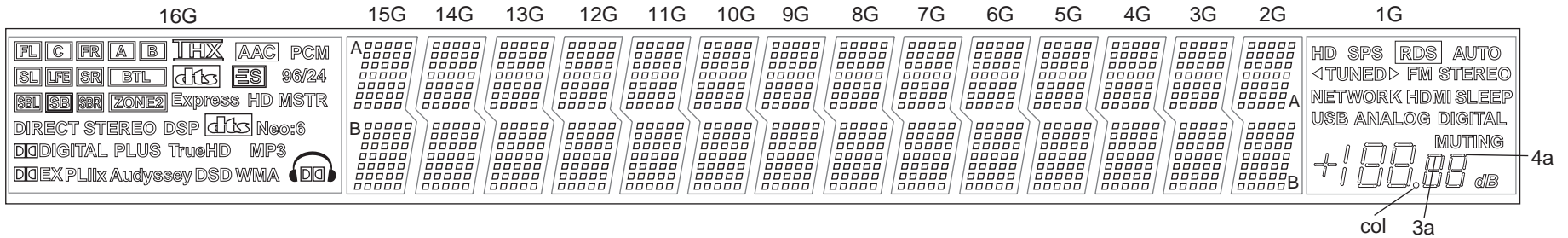
#### TERMINAL DESCRIPTION

Name	Pin Number	Description
CLKC	1	Configurable clock output C
V <sub>DD</sub>	2	Power supply
AGND	3	Analog Ground
XTALIN	4	Reference crystal input or external reference clock input
XTALOUT	5	Reference crystal feedback
XBUF	6	Buffered reference clock output
LV <sub>DD</sub>	N/A	Low Voltage Clock Output Power Supply
CLKD or LCLKD	7	Configurable clock output D; LCLKD referenced to LVDD
P-CLK	N/A	LV PECL Output
CLKE or LCLKE	8	Configurable clock output E; LCLKE referenced to LVDD
P+ CLK	N/A	LV PECL Output
CLKB or LCLKB	9	Configurable clock output B; LCLKB referenced to LVDD
CLKA or LCLKA	10	Configurable clock output A; LCLKA referenced to LVDD
GND/LGND	11	Ground
SDAT (S0)	12	Two Wire Serial Port Data. S0 value latched during start-up
SCLK (S1)	13	Two Wire Serial Port Clock. S1 value latched during start-up
AV <sub>DD</sub>	14	Analog Power Supply
S2/ SUSPEND	15	General Purpose Input for Fre Suspend mode control input
SHUTDOWN/ OE	16	Places outputs in three-state condition and shuts down chip when LOW. Optionally, only places outputs in three-state condition and does not shut down chip when LOW

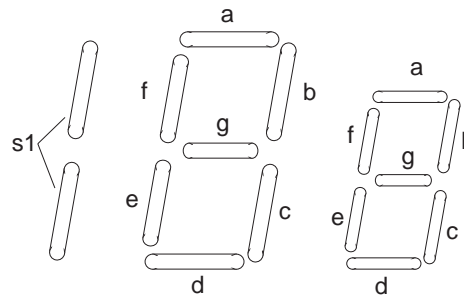
# FL TUBE VIEWS-1

Q7500: HNA-16SL04T

## GRID ASSIGNMENT



15G~2G  
A: Upper line  
B: Lower line



1G

## FL TUBE VIEWS-2

Q7500: HNA-16SL04T

## ANODE CONNECTION

	16G	15G-2G	1G
P1	—	1-1A	—
P2	—	2-1A	—
P3	—	3-1A	—
P4	—	4-1A	—
P5	—	5-1A	—
P6	—	1-2A	—
P7	—	2-2A	—
P8	—	3-2A	—
P9	—	4-2A	—
P10	—	5-2A	—
P11	—	1-3A	—
P12	—	2-3A	—
P13	—	3-3A	—
P14	—	4-3A	HD
P15	—	5-3A	SPS
P16	PCM	1-4A	RDS
P17	AAC	2-4A	AUTO
P18	THX	3-4A	FM STEREO
P19	B	4-4A	◀ ▶
P20	A	5-4A	TUNED
P21	(FR)	1-5A	SLEEP
P22	(F)R	2-5A	HDMI
P23	F(R)	3-5A	NETWORK
P24	(C)	4-5A	—
P25	C	5-5A	—
P26	(FL)	1-6A	—
P27	(F)L	2-6A	—

	16G	15G-2G	1G
P28	F(L)	3-6A	—
P29	SL	4-6A	—
P30	(SL)	5-6A	—
P31	LFE	1-7A	—
P32	(LFE)	2-7A	—
P33	—	3-7A	DIGITAL
P34	—	4-7A	ANALOG
P35	(SR)	5-7A	USB
P36	SR	1-1B	—
P37	BTL	2-1B	MUTING
P38	dtc	3-1B	2a
P39	ES	4-1B	2b
P40	96/24	5-1B	2g
P41	MSTR	1-2B	2f
P42	HD	2-2B	2c
P43	Express	3-2B	2e
P44	ZONE2	4-2B	2d
P45	( )	5-2B	1a
P46	SBR	1-3B	1b
P47	( )	2-3B	1g
P48	SB	3-3B	1f
P49	( )	4-3B	1c
P50	SBL	5-3B	1e
P51	Neo:6	1-4B	1d
P52	dtc	2-4B	!
P53	DSP	3-4B	--
P54	STEREO	4-4B	s1

	16G	15G-2G	1G
P55	DIRECT	5-4B	col
P56	DD	1-5B	3a
P57	DIGITAL	2-5B	3f
P58	PLUS	3-5B	3b
P59	TrueHD	4-5B	3e
P60	MP3	5-5B	3g
P61	( )	1-6B	3d
P62	DD	2-6B	3c
P63	WMA	3-6B	4a
P64	DSD	4-6B	4f
P65	Audyssey	5-6B	4b
P66	x	1-7B	4e
P67	III	2-7B	4g
P68	PL	3-7B	4d
P69	EX	4-7B	4c
P70	DD	5-7B	dB

## MICROPROCESSOR TERMINAL DESCRIPTIONS -1

## Q7001: M3087BFLBGP

Pin No.	Pin Name	I/O	Act.	Description
1	SRTXD	O	H	SIRIUS UART data output
2	~SRRST	O	L	SIRIUS IC reset
3	FANCTRL	O	D/A	Fan control output
4	CECIN	I	H	CEC input
5	XMTXD	O	H	XM UART data output
6	XMRXD	I	H	XM UART data input
7	~XMRST	O	L	XM IC reset
8	XMANT	I	L	XM IC 3B/4A input
9	~RDSCLK	I	CLK	RDS serial clock input
10	RDSSDI	I	H	RDS serial data input
11	~STEREO	I	L	FM STEREO detect
12	~SD	I	L	FM tuned detect
13	(~TUNDACRST)	O	L	Not used
14	~HDRST	O	L	HD Radio reset control
15	BYTE	I	---	Connect to Vss
16	CNVss	I	---	Connect to Vss
17	(~NETBOOT)	O	L	Not used
18	(~NETSTATUS)	I	L	Not used
19	~RESET	I	L	Reset input
20	Xout	O	CLK	Oscillator output(8.00MHz)
21	Vss	I	---	GND
22	Xin	I	CLK	Oscillator input(8.00MHz)
23	Vcc	I	---	Power supply(+3.3V)
24	~NMI	I	L	Connect to Vcc
25	~POFF	I	L	POFF input
26	~POFF2	I	L	POFF input
27	~KEYINT	I	L	Key interrupt input
28	CECTRG	I	H	CEC trigger input
29	CECOUT	O	H	CEC output
30	Z2VOLCLK	O	H	Clock output to Zone2/3 Volume IC
31	Z2VOLSDO	O	H	Data output to Zone2/3 Volume IC
32	XMLNK	I	H	3B/4A input from XM IC
33	VSPINT	I	H	Lock state input from HQV
34	~VSPRST/VDLOCK	O	L	Lock status output to HQV
35	VSPREQ	O	H	Request output to HQV
36	VSPRxD/VSPSCL	I/O	H	HQV UART data input
37	VSPTxD/VSPSDA	I/O	H	HQV UART data output
38	RS232TxD/FTxD	O	H	RS232 UART data output/Flash memory rewrite pin
39	Vcc	I	---	Power supply(+3.3V)
40	RS232RxD/FRxD	I	H	RS232 UART data input/Flash memory rewrite pin
41	Vss	I	---	GND
42	FCLK	O	H	Flash memory rewrite pin
43	FBUSY	O	H	Flash memory rewrite pin
44	NETTxD	O	H	NET UART data output
45	NETRxD	I	H	NET UART data input
46	~NETRST	O	L	NET reset output
47	(NETRSV)	O	H	Not used
48	~ROMCS	O	L	E2PROM chip select output
49	ROMSDI	I	H	E2PROM serial data input
50	ROMSDO	O	H	E2PROM serial data output

## MICROPROCESSOR TERMINAL DESCRIPTIONS -2

## Q7001: M3087BFLBGP

Pin No.	Pin Name	I/O	Act.	Description
51	ROMCLK	O	CLK	E2PROM serial clock output
52	(NETRESUME)	O	L	Not used
53	SPRLFB	O	H	Front-B Speaker relay control
54	FEPM	I	H	Connect to Vss
55	SPRLZ2	O	H	Zone2 Speaker relay control
56	Z3MUTE	O	H	Zone3 mute control
57	Vss	I	---	GND
58	Z2MUTE	O	H	Zone2 mute control
59	Vcc	I	H	Power supply(+3.3V)
60	SBZ2MUTE	O	H	Surround Back/Powered Zone2 mute control
61	AMUTE	O	H	Main audio mute control
62	SPRLSB	O	H	Surround Back Speaker relay control
63	SPRLCS	O	H	Center/Surround Speaker relay control
64	SPRLF	O	H	Front Speaker relay control
65	FCS	I	H	Connect to Vcc
66	(DAMPRSV)	O	H	Not used
67	(DAMPINT)	O	H	Not used
68	FSWPOWER	O	L	Control output to NJU7312
69	SELSTB	O	H	Audio input selector IC Strobe output
70	SELDAT	O	H	Audio input selector IC data output
71	SELCLK	O	CLK	Audio input selector IC clock output
72	~VOLRST	O	L	Volume IC reset control
73	~VOLMUTE	O	L	Volume IC mute control
74	Vcc	I	---	Power supply(+3.3V)
75	~VOLCS	O	L	Volume IC chip select
76	Vss	I	---	GND
77	VOLSDO	O	H	Volume IC serial data output
78	VOLCLK	O	CLK	Volume IC serial clock output
79	~DSP3INT	I	L	3rd DSP BUSY detect input
80	~DSP3RST	O	L	3rd DSP reset
81	~DSP2INT	I	L	2nd DSP BUSY detect input
82	~DSP2RST	O	L	2nd DSP reset control
83	~DSP1INT	I	L	1st DSP BUSY detect input
84	~DSP1RST	O	L	1st DSP reset control
85	~DACRST	O	L	DAC reset control
86	DIRINT	I	H	DIR Error detect input
87	~DIRRST	O	L	DIR reset control
88	DIGSDI	I	H	DIR/DSP/DAC serial data input
89	DIGCLK	O	CLK	DIR/DSP/DAC/FLD serial clock output
90	DIGSDO	O	H	DIR/DSP/DAC/FLD serial data output
91	Vcc	I	---	Power supply(+3.3V)
92	PROTECT	I	H	PROTECT detect input
93	Vss	I	---	GND
94	APOWER2	O	H	Main power transformer control output2
95	APOWER1	O	H	Main power transformer control output1
96	MEQMUTE	I	H	3rd DSP Audyssey mute detect input
97	VPOWER	O	H	Video circuit power control output
98	MPOWER	O	H	Middle power trans control output
99	VOLH	I	A/D	Power Amplifier output voltage detect
100	THERMAL2	I	A/D	Thermal sensor voltage input


## MICROPROCESSOR TERMINAL DESCRIPTIONS -3


## Q7001: M3087BFLBGP

Pin No.	Pin Name	I/O	Act.	Description
101	THERMAL1	I	A/D	Thermal sensor voltage input
102	~REMIN	I	L	Remote control signal input
103	DSP1NIC	I	H	1st DSP status change detect
104	SYSIN	I	H	RI input
105	~SYSOUT	O	L	RI output
106	MICMUTE	O	H	Setup Mic mute control
107	~MICDET	I	L	Setup Mic detect input
108	HPRL	O	H	Headphone relay control
109	HPDET	I	H	Headphone detect input
110	INIT3	I	A/D	Initial setup input 3
111	INIT2	I	A/D	Initial setup input 2
112	INIT1	I	A/D	Initial setup input 1
113	BAND	I	A/D	Initial setup input
114	SIOCSEA	O	H	DIR/DSP/DAC/FLD/etc chip select output
115	SIOCSEB	O	H	DIR/DSP/DAC/FLD/etc chip select output
116	SIOCSEC	O	H	DIR/DSP/DAC/FLD/etc chip select output
117	SIOCSE1	O	H	DIR/DSP/DAC/FLD chip select output
118	SIOCSE2	O	H	Selector IC etc chip select output
119	VOLB	I	H	Master volume data input
120	VOLA	I	H	Master volume data input
121	LEDSTBY2	O	H	STANDBY LED control output
122	LEDSTBY	O	H	STANDBY LED control output
123	~FLDRST	O	L	FL Driver IC reset control
124	RXMUTE	I	H	HDMI Receiver mute input
125	TXMUTE	O	H	HDMI Transmitter mute output
126	~HDMIRST	O	L	HDMI reset control
127	HDMISTB	I	H	HDMI Strobe input
128	HDMISDI	I	H	HDMI serial data input
129	HDMICLK	O	CLK	HDMI serial clock output
130	Vss	I	---	GND
131	HDMISDO	O	H	HDMI serial data output
132	Vcc	I	---	Power supply(+3.3V)
133	KEY3	I	A/D	Selector Key voltage input
134	KEY2	I	A/D	Selector Key voltage input
135	KEY1	I	A/D	Selector Key voltage input
136	KEY0	I	A/D	Selector Key voltage input
137	~DSPIDEC	I	L	1st DSP decode status input
138	TUMUTE	O	H	Tuner mute output
139	TUNSDA/VSELSDA	I/O	H	Tuner PLL/Video Selector/Video Encoder,Decoder I2C data input/output
140	AVss	I	---	GND
141	TUNSCL/VSELSCL	I/O	H	Tuner PLL/Video Selector/Video Encoder,Decoder I2C clock output
142	Vref	I	---	Reference voltage(Connect to Vcc)
143	AVcc	I	---	Power supply(+3.3V)
144	SRRxD	I	H	SIRIUS UART data input

# SERVICE PROCEDURE-1

## 1. Replacing the fuses

 This symbol located near the fuse indicates that the fuse used is slow operating type. For continued protection against fire hazard, replace with same type fuse. For fuse rating, refer to the marking adjacent to the symbol.

 Ce symbole indique que le fusible utilise est e lent. Pour une protection permanente, n'utiliser que des fusibles de meme type. Ce dernier est indique la qu le present symbol est appose.

### <Notes>

<DC> : TX-NR906 USA and Canadian model    <MP> : TX-NR906 European model  
 <DD> : TX-NR906 USA model    <MT> : TX-NR906 Asian model for 220V-240V  
 <DT> : TX-NR906 Taiwanese model    <MR> : TX-NA906 Chinese model

REF NO.	PART NAME	DESCRIPTION	PART NO.	REMARKS
F2501	FUSE	4A-UL/T-233	252325GR	!
F2502	FUSE	4A-UL/T-233	252325GR	!
F6601	FUSE	20A-UL-250V	252304GR	!
F6602	FUSE	20A-UL-250V	252304GR	!
F6603	FUSE	20A-UL-250V	252304GR	!
F6604	FUSE	20A-UL-250V	252304GR	!
F9000	FUSE	5A-UL/T-233	252326GR	!, <DC, DD>
F9100	FUSE	12A-UL-ST6	252340GR	!, <DC, DD, DT>
F9100	FUSE	6.3A-SE-EAK	252079GR	!, <MP, MT, MR>
F9101	FUSE	4A-UL/T-233	252325GR	!
F9102	FUSE	4A-UL/T-233	252325GR	!
F9201	FUSE	2.5A-UL/T-233	252321GR	!, <DC, DD>
F9202	FUSE	2.5A-UL/T-233	252321GR	!, <DC, DD>
F9301	FUSE	2.5A-UL/T-233	252321GR	!
F9301	FUSE	4A-UL/T-233	252325GR	!

## 2. To initialize the unit

1. Press and hold down VCR/DVR button, then press ON/STANDBY button when the unit is powered on.
2. After " *Clear* " is displayed, the preset memory and each mode stored in the memory are initialized and will return to the factory settings, and turn to Standby mode.

## 3. Safety check out

(U.S.A. model only)

After correcting the original service problem, perform the following safety check before releasing the unit to the customer.

### Leakage current Check

Measure the leakage current to a known earth ground (water pipe or conduct etc.) by connecting a leakage current tester between the earth ground and exposed metal parts of the unit (input/output ground terminals, screw heads or metal overlays etc.).

Plug the power supply cord directly into a 120Vac 60Hz wall socket and turn ON/STANDBY button on.

Any current measured must not exceed 0.5mA.

## 4. Memory Backup

This model uses a EE-PROM IC in order to retain radio presets and other settings. So, memory contents will be kept eternally with no care.

## 5. Replacing HDMI Board (NAHDM-9114)

When removing HDMI board (NAHDM-9114) from the unit, wait 10 minutes after having unplugged the power supply cord from a wall socket. This is because the perfect discharging of capacitors connected to U8000(VX-50) is necessary to prevent from the break of VX-50.

Pay attention that this procedure is necessary every time when removing the HDMI board in testing or repairing the board.

To make this procedure short, wait 15 seconds after having unplugged the power supply cord, then short TP1 (located beside J8002B) and unplug J8002B, and then unplug P2801B. If this order is not right, VX-50 would break.

## SERVICE PROCEDURE-2

### 6. Replacing Power Amplifier Parts

When a power amplifier of certain channel is broken and goes into Protect mode, the following parts in the channel must be replaced at the same time, because these parts also get damage in most cases.

Front L ch	Front R ch	Center ch	Surround L ch	Surround R ch	Surround Back L ch	Surround Back R ch
Q6010,Q6020 Q6030,Q6040 Q6050,Q6060 Q6080,Q6090 Q6100,Q6110	Q6011,Q6021 Q6031,Q6041 Q6051,Q6061 Q6081,Q6091 Q6101,Q6111	Q6012,Q6022 Q6032,Q6042 Q6052,Q6062 Q6082,Q6092 Q6102,Q6112	Q6013,Q6023 Q6033,Q6043 Q6053,Q6063 Q6083,Q6093 Q6103,Q6113	Q6014,Q6024 Q6034,Q6044 Q6054,Q6064 Q6084,Q6094 Q6104,Q6114	Q6015,Q6025 Q6035,Q6045 Q6055,Q6065 Q6085,Q6095 Q6105,Q6115	Q6016,Q6026 Q6036,Q6046 Q6056,Q6066 Q6086,Q6096 Q6106,Q6116
C6010,C6020	C6011,C6021	C6012,C6022	C6013,C6023	C6014,C6024	C6015,C6025	C6016,C6026
R6060,R6070 R6250,R6260 R6270,R6280 R6290,R6300 R6310,R6330 R6340,R6350 R6360,R6400 R6410	R6061,R6071 R6251,R6261 R6271,R6281 R6291,R6301 R6311,R6331 R6341,R6351 R6361,R6401 R6411	R6062,R6072 R6252,R6262 R6272,R6282 R6292,R6302 R6312,R6332 R6342,R6352 R6362,R6402 R6412	R6063,R6073 R6253,R6263 R6273,R6283 R6293,R6303 R6313,R6333 R6343,R6353 R6363,R6403 R6413	R6064,R6074 R6254,R6264 R6274,R6284 R6294,R6304 R6314,R6334 R6344,R6354 R6364,R6404 R6414	R6065,R6075 R6255,R6265 R6275,R6285 R6295,R6305 R6315,R6335 R6345,R6355 R6365,R6405 R6415	R6066,R6076 R6256,R6266 R6276,R6286 R6296,R6306 R6316,R6336 R6346,R6356 R6366,R6406 R6416

NACLA-9063, NACLA-9066 and NACLA-9068 are electrically and mechanically full-compatible with each other, but idling readjustment is necessary.

NACLA-9064, NACLA-9065, NACLA-9067 and NACLA-9069 are also electrically and mechanically full-compatible with each other, but idling readjustment is necessary.

The parts listed above include the following driver-stage components in each pcb.

NACLA-9063 (Front L ch)	NACLA-9066 (Surround L ch)	NACLA-9068 (Surround Back L ch)	NACLA-9064 (Front R ch)	NACLA-9065 (Center ch)	NACLA9067 (Surround R ch)	NACLA-9069 (Surround Back R ch)
Q6010,Q6020 Q6030,Q6040	Q6013,Q6023 Q6033,Q6043	Q6015,Q6025 Q6035,Q6045	Q6011,Q6021 Q6031,Q6041	Q6012,Q6022 Q6032,Q6042	Q6014,Q6024 Q6034,Q6044	Q6016,Q6026 Q6036,Q6046
C6010,C6020	C6013,C6023	C6015,C6025	C6011,C6021	C6012,C6022	C6014,C6024	C6016,C6026
R6060,R6070 R6250,R6260 R6270,R6280 R6290,R6300 R6310	R6063,R6073 R6253,R6263 R6273,R6283 R6293,R6303 R6313	R6065,R6075 R6255,R6265 R6275,R6285 R6295,R6305 R6315	R6061,R6071 R6251,R6261 R6271,R6281 R6291,R6301 R6311	R6062,R6072 R6252,R6262 R6272,R6282 R6292,R6302 R6312	R6064,R6074 R6254,R6264 R6274,R6284 R6294,R6304 R6314	R6066,R6076 R6256,R6266 R6276,R6286 R6296,R6306 R6316

## FIRMWARE UPDATE -1

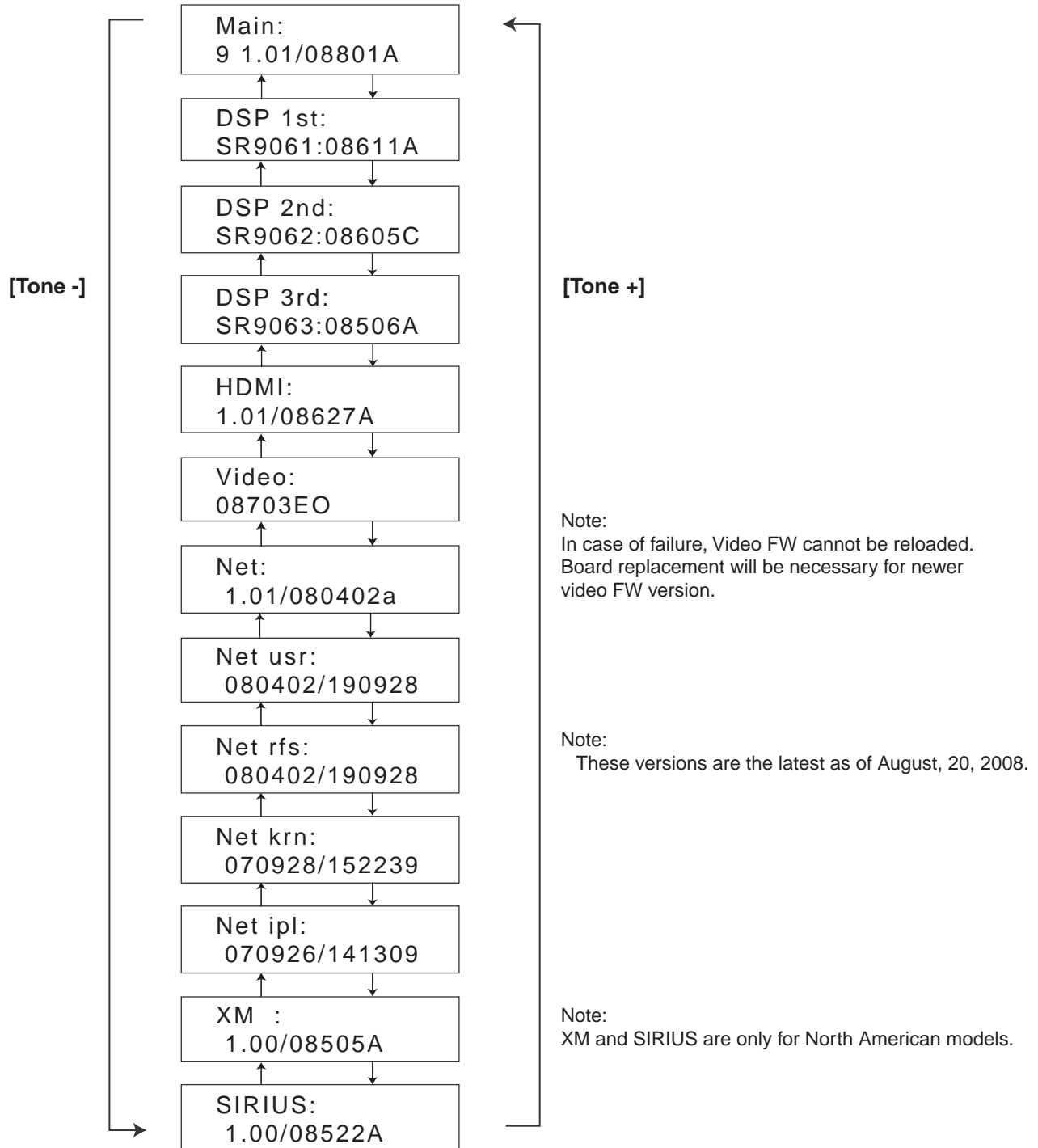
### How to Check Versions of Main, DSP(1st to 3rd), HDMI, Video and Network FW

1. Press and hold down [DISPLAY] button, then press [ON/STANDBY] button when the unit is powered on.  
The main microprocessor version will be displayed on Front Display for about 3 seconds.

<e.g.>

Main: 9 1.01/08801A
------------------------

2. Press [Tone +] button while the version is displayed. Then, "DSP 1st SR9061:08611A " will be displayed.  
Press [Tone +] button again while " DSP 1st SR9061:08611A " is displayed. Then, " DSP 2nd SR9062:08605C " will be displayed. In this way, as [Tone +] button is pressed while a version is displayed, the next information will be displayed.  
If [Tone -] button is pressed, the order will be reversed.



## FIRMWARE UPDATE -2

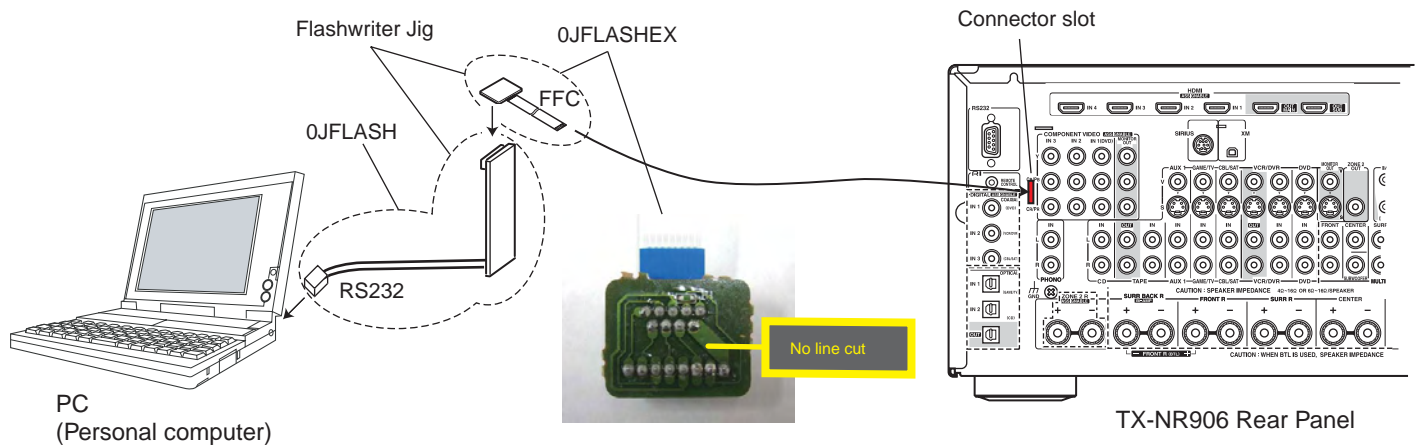
### Preparation for Update (Main)

#### Hardware and Software

1. Personal computer(PC) with Windows XP or 2000
2. Flashwriter jig: 0JFLASH and 0JFLASHEX for Main
3. Writing soft: "flasta\_exe.zip" and Manual: "Flash Writer M16 Manual.pdf"  
Download and unzip "flasta\_exe.zip" to extract "FlashSta.exe" etc. in advance.
4. Program & ID: Download the latest ".mot" and ".id" files for TX-NR906/TX-NA906/DTR-9.9 and store in the same folder as "FlashSta.exe."

#### Connection and Setup

1. While the target unit is off, connect 0JFLASH and 0JFLASHEX to RS232 port of the PC.
2. Connect the FFC of the jig to the connector slot on the rear panel of TX-NR906/TX-NA906/DTR-9.9.
3. Power on the unit.



### Main Microprocessor Update Procedure

1. Start "FlashSta.exe" and update the unit referring to "Flash Writer M16 Manual.pdf."  
**MCU Type is M16C/80 M32.** It takes about 15 minutes.
2. After Program and Read Check are finished, click "Exit" button to end "FlashSta.exe".
3. Turn off the main power switch or pull the power cord off the wall socket.  
Pay attention that pushing [ON/STANDBY] button to power off is not perfect.
4. Remove the jig from the unit and power on the unit again. Confirm the new version number.

## FIRMWARE UPDATE -3

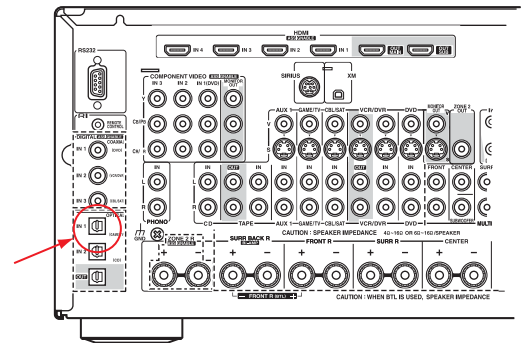
### Preparation for Update (DSP, all in one)

#### Hardware and Software

1. Blank CD-R, PC, CD-R writing software
2. Writing soft: "CD\_SR906123\_08611A\_08605C\_08506A.wav"  
(File name depends on the version.)  
Store it in a blank CD-R as a music CD in advance.
3. CD player with Optical output terminal  
Note: Some CD players and a lot of DVD players process audio signal before output. Such players cannot be used for this update.
4. Optical cable

#### First Procedure

1. Connect a CD Player with the target unit via Optical Input 1.
2. Power on the unit and wait for more than 10 seconds.



TX-NR906 Rear Panel

### DSP Update Procedure

1. Press and hold down [DISPLAY] button and then press [ON/STANDBY] button to show Main FW version when the unit is powered on.

<e.g.>

Main:  
9 1.01/08801A

2. Press [Tone +] button while the Main version is displayed. Then, 1st DSP FW version will be displayed.

<e.g.>

DSP 1st:  
SR9061:08611A

3. Press [Return] button while the target DSP version is displayed. Then, the following message will appear.

S/PDIF Update..

4. Play the DSP FW CD-R with the CD player. After playback starts, the messages will change as below.

Estimated Time in CD Player

0:12

0:32

0:42

0:53

1:08

Writing...  
1st DSP

S/PDIF Update..

Writing...  
2nd DSP

S/PDIF Update..

Writing...  
3rd DSP

If playback is finished without the above message, please try again.

Note: Some DVD players are not suitable for this update. If writing results in failure, use another model of player.

DURING WRITING, DO NOT TURN OFF THE POWER and DO NOT DISCONNECT OPTICAL CABLE.

If writing is stopped in the middle, Flash IC may need replacing.

After writing of 3rd DSP ends, the message in Step 3 will appear again.

Make sure that no more "Writing..." will appear.

S/PDIF Update..

Check Points:

1. "Writing... 1st DSP" was shown.
2. CD player has been playing for more than 1mins 8 secs and finishes playback.

5. Press [ON/STANDBY] button and see Front Display change as below.

↓  
Clear  
↓

The unit is put into the Standby mode.

6. Turn on the unit and confirm the new version number.

# FIRMWARE UPDATE -4

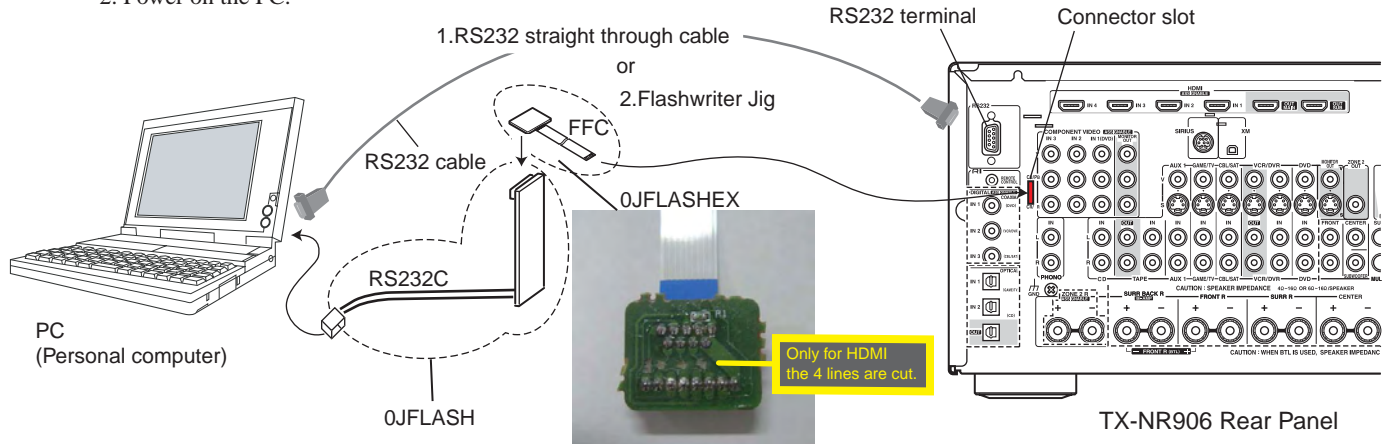
## Preparation for Update (HDMI)

### Hardware and Software

1. Personal computer(PC) with Windows XP or 2000
2. Cable: RS232 straight cable or Flashwriter jig: 0JFLASH and 0JFLASHEX for HDMI
3. Writing soft: "906HDMI1.00.zip" for HDMI microprocessor (File name depends on the version.)  
Unzip "906HDMI1.00.zip" in advance.

### Connection and Setup

1. While the target unit is off, connect the unit and PC with RS232 straight through cable.  
If RS232 cable is not available, connect 0JFLASH and 0JFLASHEX to RS232 port of the PC, and then connect the FFC of the jig to the connector slot on the rear panel of TX-NR906/TX-NA906/DTR-9.9.
2. Power on the PC.

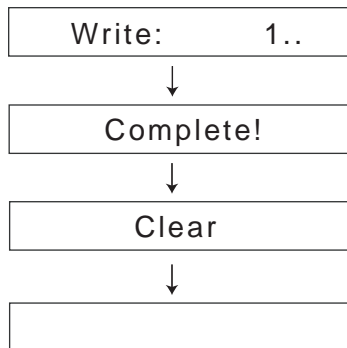


## HDMI Update Procedure

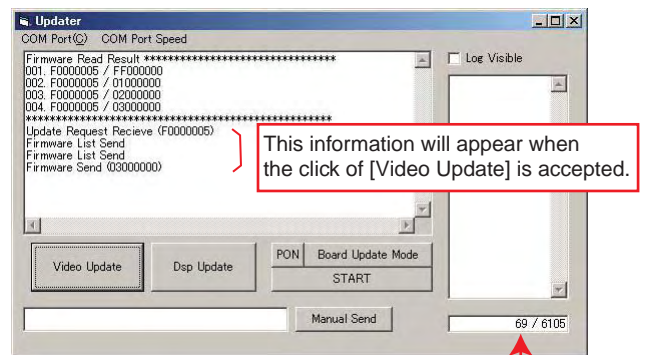
1. Double click "Update.exe" in the unzipped folder "906HDMI1.00" (Folder name depends on the version.)  
The following window will appear.



2. Click "Video Update" button. The update takes about 5 minutes.  
The message on Front Display will change as follows.



The unit is put into the Standby mode.



The number is going up as writing is proceeding.

3. After the update ends, turn off the unit's main power switch or pull the power cord off the wall socket.
4. Remove the jig from the unit and power on the unit again. Confirm the new version number.

## FIRMWARE UPDATE -5

### Preparation for Update (Video)

#### Preparation (Hardware and Software)

1. Place an order for NAHDM-9114-1A.

Different Video FWs are used for TX-NR906/NA905, DTR-8.8, TX-NR906/NA906 and DTR-9.9.

Carefully select a correct part number and do not mix up the two boards.

It is highly recommended to provide the information of the model too, when any of these HDMI boards are ordered.

<b>Model:</b>	<b>Part Number</b>
TX-NR906/NA906:	1B170514-1A_0290A2
DTR-9.9:	1B170514-1A_0292A2
TX-NR905/NA905:	1B170514-1A or 1B170514-1A_0223A2
DTR-8.8:	1B170514-1A or 1B170514-1A_0252A2

### Video Update Procedure

1. Install HDMI Board NAHDM-9114-1A with the latest version of FW.

2. Turn on the unit and confirm the new version number.

Note: Video FW cannot be reloaded outside factory.

## FIRMWARE UPDATE -6

### Preparation for Update (Network)

#### Hardware and Software

1. Personal computer(PC) with USB slot (only for preparation)
2. USB memory
3. Writing soft: the target version of "firmware.dat"

#### Preparation

1. Delete any folders and files in a USB memory.
2. Store "firmware.dat" in the USB memory.

### Network Update Procedure

1. Power on TX-NR906/TX-NA906/DTR-9.9.
2. Select [NET/USB], and see "Startup.." shown for a while on Front Panel and disappear.

SERVER  
Startup...

3. Press [NET/USB] button repeatedly until "USB <No storage> " is shown.

USB            0/0  
<No storage>

4. Load the USB memory into USB slot on Front Panel.  
Make sure that the connected USB memory is detected and the volume name of the USB memory is shown.

<e.g.> USB            1/1  
o USB storage

5. Press and hold down [DISPLAY] button and then press [ON/STANDBY] button to show Main FW version when the unit is powered on.

<e.g.> Main:  
9 1.01/08801A

6. Press [Tone -] button several times while the Main Microprocessor version is displayed. Then, Net user version will be displayed.

<e.g.> Net usr:  
080402/190928

7. Press [DISPLAY] button while Net user version is displayed. Then, the following message will appear.

NET F/W update  
RDV-00:0000000

8. Display "SH4APL" by using the cursors on the front panel.

NET F/W update  
SH4APL:-8702a0



Cursors on Front Panel of TX-NR906

## FIRMWARE UPDATE -7

### Network Update Procedure (Continued)

9. Make sure that the target version is shown and press the cursor [ ► ] to add “ \* ” on the left of the target version.

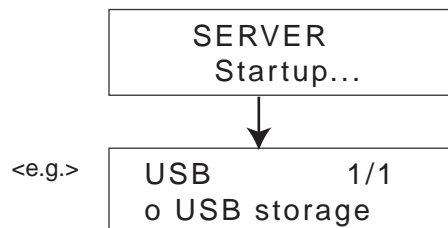
```
NET F/W update
SH4APL:*8702a0
```

10. Press [ENTER] button to start update.

```
Net F/W update
Writing...
```

**ATTENTION:**  
DURING WRITING, DO NOT TURN OFF THE POWER  
BECAUSE REWRITING WILL BE IMPOSSIBLE.

11. After update completes, Network function will automatically restart.



12. Return the unit to the factory settings by holding down [VCR/DVR] button and the pressing [ON/STANDBY] button.

## OPERATION CHECK-1

### SPEAKER PROTECT-1 (DC VOLTAGE DETECTION)

#### [When]

1. Exchange the power transistors (Q6050 - 6056, Q6060 - 6066, Q6080 - 6086, Q6090 - 6096).
2. Exchange the amplifier PC board ass'y (NAAMP-9061, 9062, NACLA-9063 - 9069).

#### [Procedure]

<Note>

No load. No input.

1. Press and hold down CD button, then press ON/STANDBY button while the unit is powered on.  
"Test - \_" is displayed only for 5 seconds.

Test -  Blinks

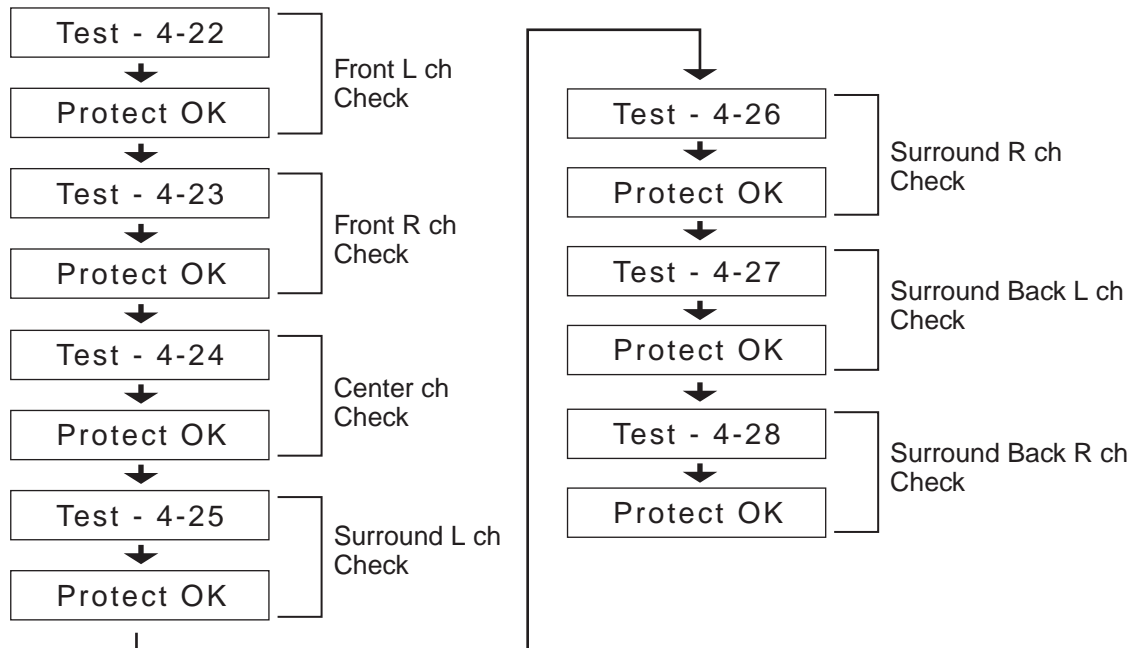
2. Press GAME/TV button, while the characters of "Test - \_" are displayed.  
The unit will be in the state of "Test-4-00".

Test - 4-00

3. Repeatedly press TONE+ button until the characters of "Test-4-22" are displayed.

Test - 4-22

Check whether the operation starts and continues automatically as follows.



If all channels are OK, the characters of "Test - 4 - 36" are displayed.

Test - 4-36

4. Press ON/STANDBY button.



## OPERATION CHECK-2

### SPEAKER PROTECT-2 (CURRENT DETECTION)

#### [When]

1. Exchange the power transistors (Q6050 - 6056, Q6060 - 6066, Q6080 - 6086, Q6090 - 6096).
2. Exchange the amplifier PC board ass'y (NAAMP-9061, 9062, NACLA-9063 - 9069).

#### [Procedure]


<Note>

No input.

Do not check two or more channels at the same time.

Do not connect a dummy load to speaker terminal longer than 2 seconds.

1. Press and hold down CD button, then press ON/STANDBY button while the unit is powered on.  
"Test - \_" is displayed only for 5 seconds.

Test -  Blinks

2. Press GAME/TV button, while "Test - \_" is displayed.  
The unit will be in the state of "Test-4-00".

Test - 4-00

3. Repeatedly press TONE+ button until "Test-4-36" is displayed.

Test - 4-36

4. Connect the dummy load of 3 ohms to the Front L ch speaker terminal.  
At this time, confirm that the speaker relay is not turned off.

Test - 4-36

5. Connect the dummy load of 1 ohm to the Front L ch speaker terminal.  
At this time, confirm that the speaker relay is turned off and "Protect" is displayed.

Protect

Disconnect the dummy load immediately after checking the display of "Protect".

Test - 4-36

6. Check other channels according to the same procedure as 4 and 5.  
Front R, Center, Surround L, Surround R, Surround Back L, Surround R

7. Press ON/STANDBY button.

Clear  

## OPERATION CHECK-3

### CONTROL OF POWER SUPPLY (OUTPUT SENSOR AND THERMAL SENSOR)

#### [When]

1. Exchange the power transistors (Q6050 - 6056, Q6060 - 6066, Q6080 - 6086, Q6090 - 6096).
2. Exchange the power amplifier PC board ass'y (NAAMP-9061, 9062, NACLA-9063 - 9069).
3. Exchange the thermal sensor PC board ass'y (NAETC-9042, 9043).


#### [Procedure]

<Note>

No output. No input.

#### Output sensor

1. Press and hold down CD button, then press ON/STANDBY button while the unit is powered on.  
"Test - \_" is displayed only for 5 seconds.

Test -  Blinks


2. Press GAME/TV button while "Test - \_" is displayed.  
The unit will be in the state of "Test-4-00".

Test - 4-00

3. Repeatedly press TONE+ button until "Test-4-37" is displayed.

Test - 4-37

4. At this time, confirm that the red characters of "FM STEREO" is displayed.

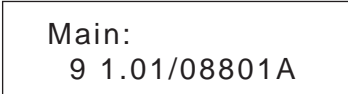
Test - 4-37 

5. Press ON/STANDBY button.

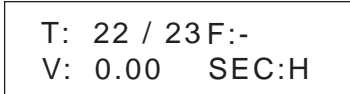
Clear  Turn off

#### Thermal sensor

1. Press and hold down DISPLAY button, then press ON/STANDBY button when the unit is powered on.  
The main microprocessor version will be displayed only for 3 seconds.

<Ex.>   
Main:  
9 1.01/08801A

2. Press TONE button while the version is displayed. The temperatures of two thermal sensors (Q6380, Q6381) will be displayed.

Unit is °C  
<Ex.>   
T: 22 / 23 F:-  
V: 0.00 SEC:H

3. Confirm that the displayed temperature is within +/-20 °C from the ambient temperatures.

4. Press ON/STANDBY button.

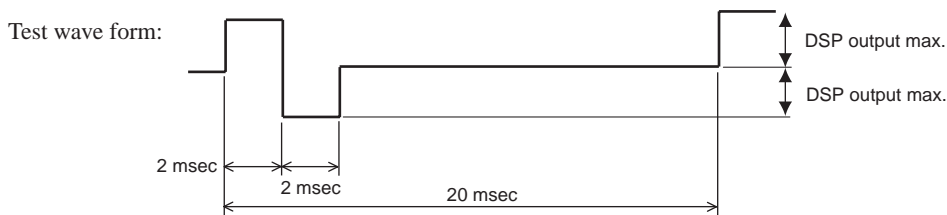
Clear  Turn off

## OPERATION CHECK-4

### Condition of Protect Mode

The unit will go into Protect mode under the following conditions.  
(T: Thermal sensor temperature)

1. Thermal condition  
Immediately  $T \leq -30\text{ }^{\circ}\text{C}$   
or  
Immediately  $T > 110\text{ }^{\circ}\text{C}$
2. DC voltage condition  
The sum of dc voltage of 7 channel speaker outputs is more than 7 V.
3. Current condition  
Protect will be On if speaker output ac current  $\geq 35\text{ A}$ .  
Protect will not be On if speaker output ac current  $\geq 11.7\text{ A}$  and  $< 35\text{ A}$ .  
This condition is equivalent to OPERATION CHECK-2. Refer to the page 2.



### Condition of Power Supply Voltage Control

The power supply voltage(VH, VM or VL) for power amplifiers is changed by the relays: RL6601, 6602, 6611, 6612 on NAPS-9040.  
 $VH > VM > VL$   
 T : Thermal sensor temperature  
 VOLH : Pin #99 input voltage of Main microprocessor: Q7001 (Refer to SD-4:D5 and SD-8:D2 of SCHEMATIC DIAGRAMS)

#### Conditions:

##### Speaker impedance = 6 or 8 ohm

VH:  $0V < VOLH < 0.4V$   
and  
 $T < 85\text{ }^{\circ}\text{C}$   
VM:  $0.4V < VOLH < 2.0V$   
and  
 $T < 85\text{ }^{\circ}\text{C}$   
VL:  $2.0V < VOLH < 3.3V(V_{cc})$   
and  
 $T < 85\text{ }^{\circ}\text{C}$   
VL:  $T > 85\text{ }^{\circ}\text{C}$

##### Speaker impedance = 4 ohm or BTL

VM:  $0V < VOLH < 0.4V$   
and  
 $T < 85\text{ }^{\circ}\text{C}$   
VL:  $0.4V < VOLH < 2.0V$   
and  
 $T < 85\text{ }^{\circ}\text{C}$   
VL:  $2.0V < VOLH < 3.3V(V_{cc})$   
and  
 $T < 85\text{ }^{\circ}\text{C}$   
VL:  $T > 85\text{ }^{\circ}\text{C}$

### Condition of Cooling Fan Operation

The cooling fan will stop or rotate under the following conditions.

VOLH	Thermal Sensor Temperature(T)			
	60°C	70°C	80°C	
0V	Stop	Stop	Low Speed	Mid Speed
0.4V	Stop	Mid Speed	High Speed	High Speed
2.0V	Mid Speed	High Speed	High Speed	High Speed

Note:

“VOLH=0.4V” is equivalent to 0.8W(8 ohm, 7 ch)

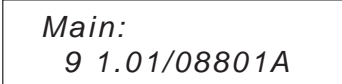
“VOLH=2.0V” is equivalent to Max power(8 ohm, 3 ch)

## DEBUG MODE-1

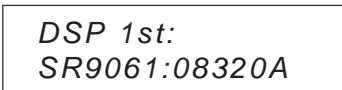
The status of DSP and related IC is able to be checked by the information displayed on FL as follows.  
This information is useful to find the cause of trouble.

### To set in DSP DEBUG MODE

1. Press and hold down DISPLAY button, then press ON/STANDBY button while the unit is powered on.  
The version number of main microprocessor will be displayed only for 3 seconds.

<Ex.> 

2. Press TONE+ button within 3 seconds above, the version number of 1st DSP will be displayed.

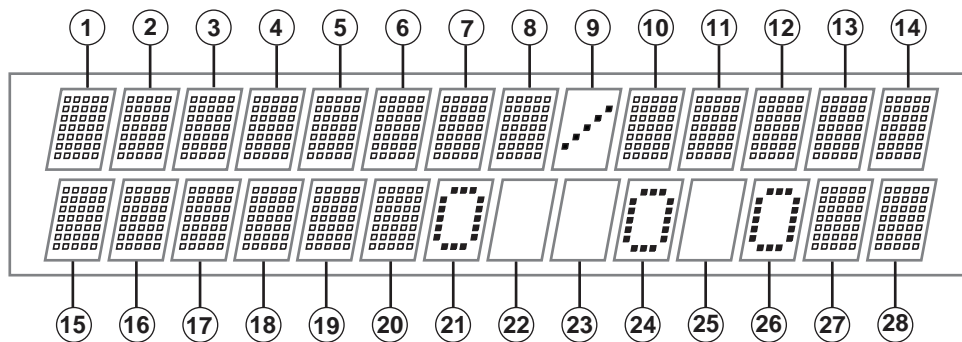
<Ex.> 

3. Press DISPLAY button while the 1st DSP version is displayed. The status of DSP and related IC will be displayed.

<Ex.> 

4. Press ON/STANDBY button to finish.

### Content of display



#### ① DIR Input Lock

E = UNLOCK  
= LOCK

#### ② DIR Input RX

0 = None  
1 = COAX1  
2 = COAX2  
3 = COAX3  
4 = OPT 1  
5 = OPT 2  
6 = OPT 3(Not Used)  
7 = OPT(FRONT)  
8 = HDMI1  
9 = HDMI2  
A = HDMI3  
B = HDMI4  
C = NET(Not Used)

#### ③ DIR/ADC

D = Digital(SPDIF)  
A = Analog  
M = Analog Multich  
p = PCM Fixed  
d = DTS Fixed  
l = Digital(I2S\_1)  
S = Digital(I2S\_4)  
d = Digital(DSD)

#### ⑦ DIR Detect Type

0 = Analog  
1 = PCM  
2 = Not PCM  
3 = Data  
4 = DTS CD (Not used)  
5 = Multich  
6 = Not Decided

#### ④ - ⑥ Sampling Frequency and Emphasis

32K = 32 kHz without Emphasis  
44K = 44.1 kHz without Emphasis  
48K = 48kHz without Emphasis  
64K = 64 kHz  
88K = 88.2 kHz  
96K = 96 kHz  
176 = 176.4 kHz  
192 = 192 kHz  
32e = 32 kHz with Emphasis  
44e = 44.1 kHz with Emphasis  
48e = 48 kHz with Emphasis

## DEBUG MODE-2

### Content of display(Continued)

#### ⑧ CODEC CLOCK MODE

N = Normal  
U = Up Sampling  
H = High Sampling (Double Rate)  
D = Down Sampling  
Q = Quad Rate

#### ⑨ Not Used(Slash)

#### ⑩ DSP Port

This figure is displayed in hexadecimal form. If this is transformed to binary form, each bit indicates the following DSP port status.

bit0 = NIC — (Normal state)  
bit1 = DEC  
bit2 = BUSY  
bit3 = Exec Wait ] (Abnormal state )

#### ⑪-⑫ DSP Sequence

26 = Not Free  
2F = Mute Control  
FF = Free

#### ⑬ DSP Detect Format

P = PCM (Analog)  
D = Dolby Digital  
d = DTS  
A = AAC  
S = DSD  
p = Dolby Digital+  
T = TrueHD  
H = DTS-HD High Resolution  
M = DTS-HD Master Audio  
? = UNKNOWN

#### ⑭ DSP Decode

o = Decode OK  
x = Decode NG

#### ⑮-⑯ 1st DSP Sequence

04-0D = Boot  
10-17 = Update Mode  
20-33 = DSP Setting  
FF = Free

#### ⑰-⑱ 2nd DSP Sequence

04-0D = Boot  
10-17 = Update Mode  
20-33 = DSP Setting  
FF = Free

#### ⑲-⑳ 3rd DSP Sequence

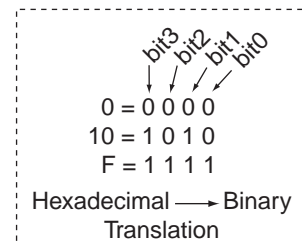
04-0D = Boot  
10-17 = Update Mode  
20-33 = DSP Setting  
E0-E2 = Auto Speaker Setup  
FF = Free

#### ㉑-㉒ Not Used

#### ㉓-㉔ MPU MUTE Output Cause

These two figures are displayed in hexadecimal form. If these are transformed to binary form, each bit indicates the IC which outputs error and mute.

㉓ [ bit0 = Selector IC  
bit1 = Effector  
bit2 = DSP  
bit3 = DIR  
㉔ [ bit4 = HDMI  
bit5 = XM  
bit6 = Auto Speaker Setup  
bit7 = Speaker Config



## Trouble Shooting by DSP DEBUG MODE

1. This debug mode will be useful in digital audio no sound or sound drop-out trouble.
2. Check information on FL display, then identify bad parts, and replace or resolder it.
3. Remedies Written below are of typical case. So, more detailed check may need in actual cases.
4. Before replace ICs below, resolder the pins first to save resources.

#### Note:

MPU is short for Micro Processor: Q7001.  
1st DSP: Q3401, 2nd DSP: Q3501, 3rd DSP: Q3601  
DIR: Q3041  
DAC: Q3701, Q3721, Q3741, Q3761, Q3781  
Flash ROM: Q3451, Q3551, Q3651  
SDRAM: Q3461, Q3471, Q3561, Q3661  
Audio Selector: Q4029

Digit No. on FL	Symptom on FL display	Cause of trouble	Remedy
①	"E" is displayed.	No input signal to DIR.	1. Find out which digital input does not work. 2. Confirm where the digital waveform stops between the digital input and DIR. 3. Resolder pins of the bad part or replace it with new one.
④ - ⑥	Displayed freq. is different from input signal.	No input signal to DIR.	The sam as above.
⑦	Displayed audio format is different from input signal.	No input signal to DIR.	The sam as above.

## DEBUG MODE-3

## Trouble Shooting by DSP DEBUG MODE (Continued)

Digit no on FL	Symptom on FL display	Cause of trouble	Remedy
⑩	Continue to display "1"	Interface between DSP and MPU is no good.	The same remedy as ⑭-b.
	Continue to display "2"	Connection from DIR to DSP is no good.	The same remedy as ⑬.
	Continue to display "3" to "7"	Interface between DSP and MPU is no good.	The same remedy as ⑭-b.
	Continue to display "8" to "F"	DSP Sequence is no good.	Check ⑮ - ⑳ items.
⑬	Displayed audio encoding format is different from input signal.	Input signal to DSP is no good.	<ol style="list-style-type: none"> <li>1. Confirm where the digital waveform stops between DIR and DSP by oscilloscope.</li> <li>2. Q3311, P3801 may relate.</li> <li>3. Resolder pins of the bad part or replace it with new one.</li> </ol>
⑭	"x" is displayed	a. No input signal to DSP.	The same as above.
		b. Interface between DSP and MPU is no good.	<ol style="list-style-type: none"> <li>1. Confirm where the digital waveform stops between MPU and DSP by oscilloscope.</li> <li>2. P3101, P3802 or P6851 may relate.</li> <li>3. Resolder pins of the bad part or replace it with new one.</li> </ol>
⑮ - ⑳	Continue to display "03"	Communication between DSP and MPU is no good.	<ol style="list-style-type: none"> <li>1. The same remedy as ⑭-b.</li> <li>2. Check the voltage of the power supply pin of DSP.</li> <li>3. Check the reset port and clock input of DSP by oscilloscope, and find out bad part.</li> <li>4. Flash ROM firmware is no good. Update.</li> <li>5. DSP or MPU is broken. Replace MPU. DSP is impossible to replace, so replace with a new pcb.</li> </ol>
	Continue to display "05"	Writing from MPU to DSP is no good.	<ol style="list-style-type: none"> <li>1. Flash ROM firmware is no good, update.</li> <li>2. Check DSPSDO pin of MPU by oscilloscope. If no signal, find out bad part connected.</li> <li>3. Flash ROM or SDRAM is no good, replace.</li> <li>4. DSP or MPU is broken, replace the same method as above 5.</li> </ol>
	Continue to display "08" to "0C"	DSP program does not run properly. Flash ROM or SDRAM is no good.	<ol style="list-style-type: none"> <li>1. Flash ROM firmware is no good, update.</li> <li>2. Flash ROM or SDRAM is broken, replace.</li> </ol>
	Continue to display "17"	The unit was powered off during DSP firmware updating.	Initialize the unit. (Press ON/STANDBY button while pushing VCR/DVR button when the unit is powered on.)
	Display "21", then return and signal format indicator is flashing	DSP program does not run properly. Flash ROM or SDRAM is no good.	<ol style="list-style-type: none"> <li>1. Flash ROM firmware is no good, upgrade.</li> <li>2. Flash ROM or SDRAM is broken, replace.</li> </ol>
	Continue to display "22" to "24"	DSP program does not run properly, or audio clock to DSP is no good.	<ol style="list-style-type: none"> <li>1. Flash ROM program is no good, upgrade.</li> <li>2. Flash ROM or SDRAM is broken, replace.</li> <li>3. Check DSP drive clock freq. by oscilloscope. If no signal, find out bad part connected.</li> <li>4. Check audio clock to DSP by oscilloscope. If no signal, find out bad part connected.</li> </ol>
	Continue to display "30" to "33"	DSP program does not run properly, or audio clock to DSP is no good.	The same as above.
	Continue to display "26" to "2F"	DSP setting is failed.	<ol style="list-style-type: none"> <li>1. Flash ROM firmware is no good, upgrade.</li> <li>2. Flash ROM or SDRAM is broken, replace.</li> </ol>
⑳ - ㉑	This identifies IC which outputs error	The IC outputs error to MPU.	Replace the IC chip. DSP is impossible to replace, so replace with a new pcb.

## DEBUG MODE-4

### Trouble Shooting by displaying SERVICE INFORMATION SYSTEM

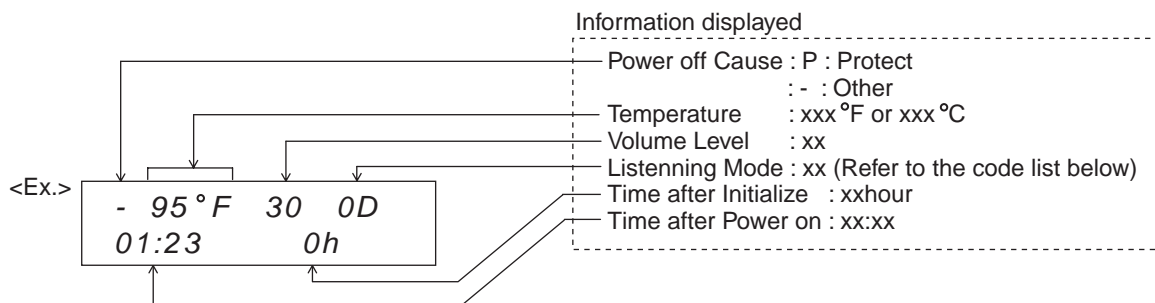
This service information display system is helpful in analysing the status when the unit goes into Protect mode and is powered off. Pay attention that the status will change if a button is pushed.

1. Press and hold down DISPLAY button, then press ON/STANDBY button while the unit is powered on.

The version number of microprocessor is displayed only for 3 seconds.

<Ex.> Main:  
9 1.01/08801A

2. Press SETUP button within 3 seconds above, the following informations are displayed.



3. Press RETURN button. The information will be cleared.

<Ex.> ProtectDataCLR

### Listening Mode Code List

Listening Mode	Code	Listening Mode	Code	Listening Mode	Code	Listening Mode	Code
Pure Audio	01	PLII Music	21	Dolby Digital	30	+Neo:6	37
Direct	02	PLII Game	22	DTS	30	DTS Matrix	31
Stereo	03	PLIIX Movie	23	DTS96/24	3B	DTS Discrete	31
Mono	04	PLIIX Music	24	AAC	30	THX Cinema	50
Mono Movie	07	PLIIX Game	25	MultiCh	30	THX Surround EX	58
Orchestra	09	Neo:6 Cinema	26	Dolby Digital Plus	30	THX Ultra2 Cinema	5C
Unplugged	0A	Neo:6 Music	27	Dolby TrueHD	30	THX Music Mode	5D
Studio-Mix	0B	Neural Surround	28	DTS-HD High Resolution	30	THX Games	5E
TV Logic	0C	PLII Movie THX	40	DTS-HD Master Audio	30	+PLIIX Movie THX	59
All CH Stereo	0D	PLIIX Movie THX	41	DSD	30	+Neo:6 THX	57
Full Mono	0E	Neo:6 Cinema THX	42	+PLIIX Movie	39	+Neural-THX	3D
PLII Movie T-D	0F	PLII Movie THX Games	43	+PLIIX Music	3A	DTX Matrix THX	51
PLII Movie	20	Neo:6 Cinema THX Games	44	Dolby EX	38	DTS Discrete THX	52
		Neural-THX	29				

# DEBUG MODE-5

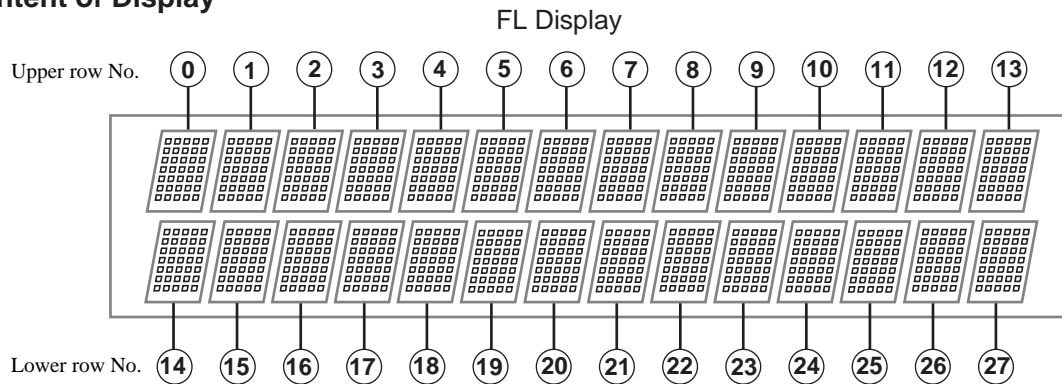
## HDMI DEBUG MODE(1/2)

HDMI-related operations can be checked to some extent by displaying this HDMI DEBUG MODE.

### To enter this mode

Hold down DISPLAY button for 3 seconds. Information display will last for about 3 seconds.

### Content of Display



Video Input Format	Status Description	FL segment No.	Upper row														
			0	1	2	3	4	5	6	7	8	9	10	11	12	13	
			Lower row														
			14	15	16	17	18	19	20	21	22	23	24	25	26	27	
Normal Source Video Formats	Source Device Video Format: OK, Sink Device EDID: OK	Description	Input Resolution				i/p/I/P	Frame Rate				0/0					
	Normal Status	Display example	1 0 8 0 i				/	6 0 →									
		Description						Output Resolution				i/p/I/P	Frame Rate 0/0				
	Source Device Video Format: OK, Sink Device Hot plug: Low	Description	Input Resolution				i/p/I/P	Frame Rate				0/0					
	Error Status → Remedy ①	Display example	1 0 8 0 i				/	6 0 →				0 F F					
		Description						Output Resolution				i/p/I/P	Frame Rate 0/0				
	Source Device Video Format: OK, Sink Device HDCP Authentication: Fail	Description	Input Resolution				i/p/I/P	Frame Rate				0/0					
Error Status → Remedy ②	Display example	1 0 8 0 i				/	6 0 →				1 0 8 0 i / 6 0 ← Blinks						
	Description						Output Resolution				i/p/I/P	Frame Rate 0/0					
Source Device Video Format: OK, Sink Device Resolution: Error	Description	Input Resolution				i/p/I/P	Frame Rate				0/0						
Error Status → Remedy ③	Display example	1 0 8 0 i				/	6 0 →				1 0 8 0 i / 6 0 × ← Error mark						
	Description						Output Resolution				i/p/I/P	Frame Rate 0/0					
Source Device Video Format: OK, Sink Device EDID Reading: Error	Description	Input Resolution				i/p/I/P	Frame Rate				0/0						
Error Status → Remedy ④	Display example	1 0 8 0 i				/	6 0 →				1 0 8 0 i / 6 0 # ← Error mark						
	Description						Output Resolution				i/p/I/P	Frame Rate 0/0					
Source Device Video Format: OK, Sink Device: Busy(Cannot accept HDMI signal)	Description	Input Resolution				i/p/I/P	Frame Rate				0/0						
Error Status → Remedy ⑤	Display example	1 0 8 0 i				/	6 0 →				1 0 8 0 i / 6 0 * ← Error mark						
	Description						Output Resolution				i/p/I/P	Frame Rate 0/0					

Frame Rate  
/6: 60 frame/sec  
/5: 50 frame/sec

Video signal routing 0/0  
0 : Analog Up-coverting  
0 : HDMI Through mode

Progressive/Interlace i/p/I/P  
p/P: Progressive, p=HDMI, P=DVI  
i/I : Interlace, i=HDMI, I=DVI

Video signal routing 0/0  
0 : Analog Up-coverting  
0 : Video Device Route

## DEBUG MODE-6

### HDMI DEBUG MODE(2/2)

Video Input Format	Status Description	FL segment No.	Upper row	①	②	③	④	⑤	⑥	⑦	⑧	⑨	⑩	⑪	⑫	⑬		
			Lower row	⑭	⑮	⑯	⑰	⑱	⑲	⑳	㉑	㉒	㉓	㉔	㉕	㉖	㉗	
Source Device Video Resolution is not Determined	Video signal route: HDMI Through  Error Status → Remedy ⑥	Description	Input Resolution	U	N	K	N	O	W	N	→							
			i/p/I/P															
			Frame Rate															
	Video signal route: Via Video Processor TORINO  Error Status → Remedy ⑦	Description	Input Resolution	U	n	k	n	o	w	n	→							
			i/p/I/P															
			Frame Rate															
Source Video Format: PC Format	Source Device Video Format: OK, Sink Device EDID: OK  Normal Status	Description	Input Horizontal Resolution	1	9	2	0	×	1	2	0	0	F	/	6	0		
			Input Vertical Resolution	H	D	M	I		4	2	2		8	b	i	t		
			i/p/I/P															
	Source Device Video Format: OK, Sink Device Hot plug: Low  Error Status → Remedy ⑧	Description	Input Horizontal Resolution	1	9	2	0	-	1	2	0	0	F	/	6	0		
			Input Vertical Resolution	H	D	M	I		4	2	2		8	b	i	t		
			i/p/I/P															
	Source Device Video Format: OK, Sink Device HDCP Authentication: Fail  Error Status → Remedy ⑨	Description	Input Horizontal Resolution	1	9	2	0	×	1	2	0	0	F	/	6	0		
			Input Vertical Resolution	H	D	M	I		4	2	2		8	b	i	t		
			i/p/I/P															
	Source Device Video Format: OK, Sink Device: Busy(Cannot accept HDMI signal)  Error Status → Remedy ⑩	Description	Input Horizontal Resolution	1	9	2	0		1	2	0	0	F	/	6	0		
			Input Vertical Resolution	H	D	M	I		4	2	2		8	b	i	t		
			i/p/I/P															*
VGA input via DVI-HDMI conversion cable  Normal Status	Description	Input Horizontal Resolution	*	U	G	A												
		Input Vertical Resolution																
		i/p/I/P																
VGA input via HDMI cable  Normal Status	Description	Input Horizontal Resolution		U	G	A												
		Input Vertical Resolution																
		i/p/I/P																

Note:

In the case that horizontal resolution is doubled, “#” is marked at the head of the resolution.  
In the case that horizontal resolution is quadrupled, “\*” is marked at the head of the resolution.

Resolution example: 480p, 576o, 480i, 576i, 240p, 288p

Source device example: Panasonic DVD player's Double Resolution of 480p.  
Blu-ray player's Quadruple Resolution of 480p when TrueHD etc. is played back.

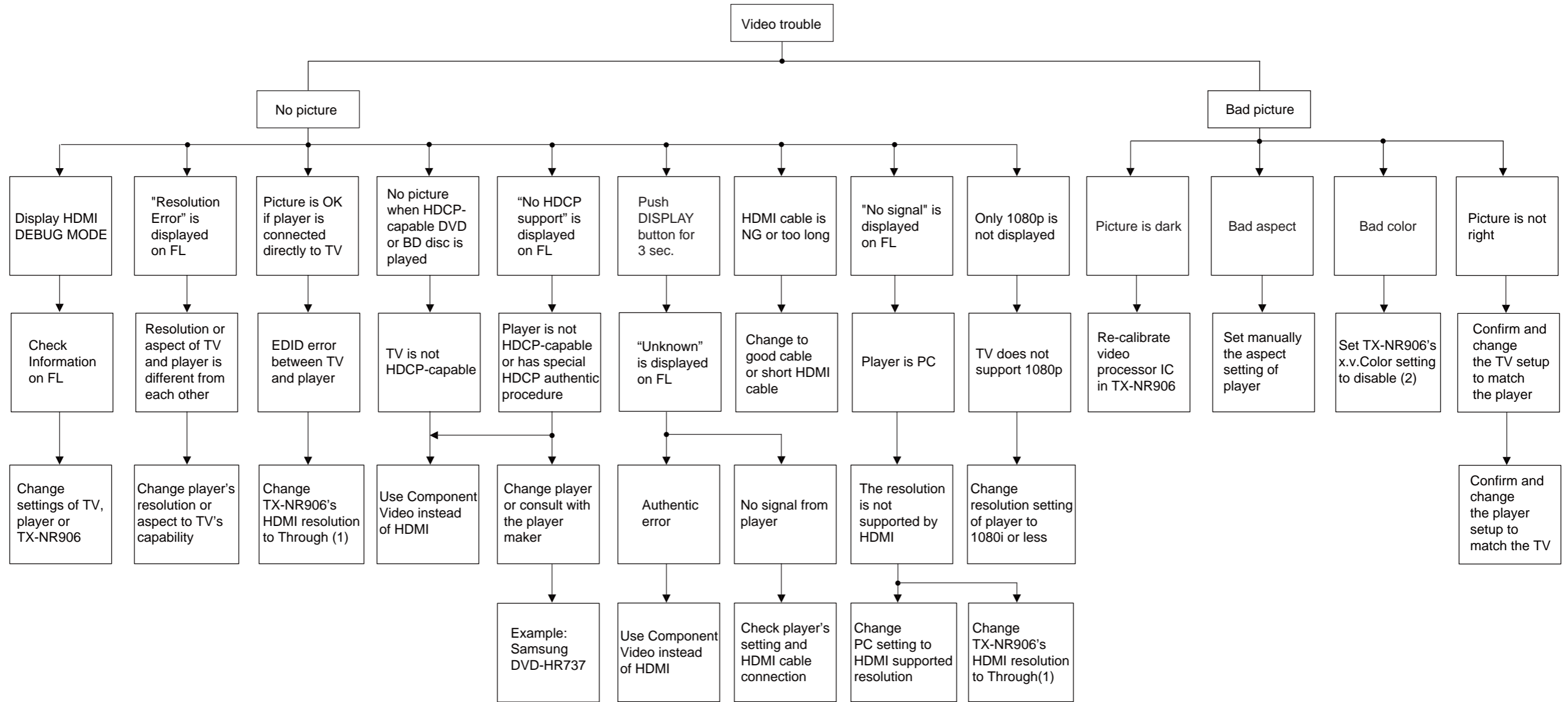
#### Remedy for Error Status

Remedy No.	Remedy
①	The most possible cause is the hardware trouble of Sink device(TV).
②	Refere to HDCP and Authentication error in DEBUG MODE-7. Follow the procedure.
③	Refer to Resolution error in DEBUG MODE-7. Follow the procedure.
④	Refer to EDID error in DEBUG MODE-7. Follow the procedure.
⑤	Check other HDMI Inputs of TX-NR906. If NG, the most possible cause is the hardware trouble of Sink device(TV).
⑥	Check Source device(Player) output signal. No signal, or the format is not supported by both HDMI and TX-NR906.
⑦	The same as ⑥.
⑧	The most possible cause is the hardware trouble of Sink device(TV).
⑨	The same as ②.
⑩	The same as ⑤.

**DEBUG MODE-7**  
**HDMI TROUBLESHOOT(1/3)**

**HDMI VIDEO SETUP TROUBLE**

This trouble shooting map focuses on the video setup errors regarding HDMI.  
For reference, read TX-NR906 Owner's Manual.  
Analysis written below is of typical cases. So, more detailed check may need in actual cases.



Note:

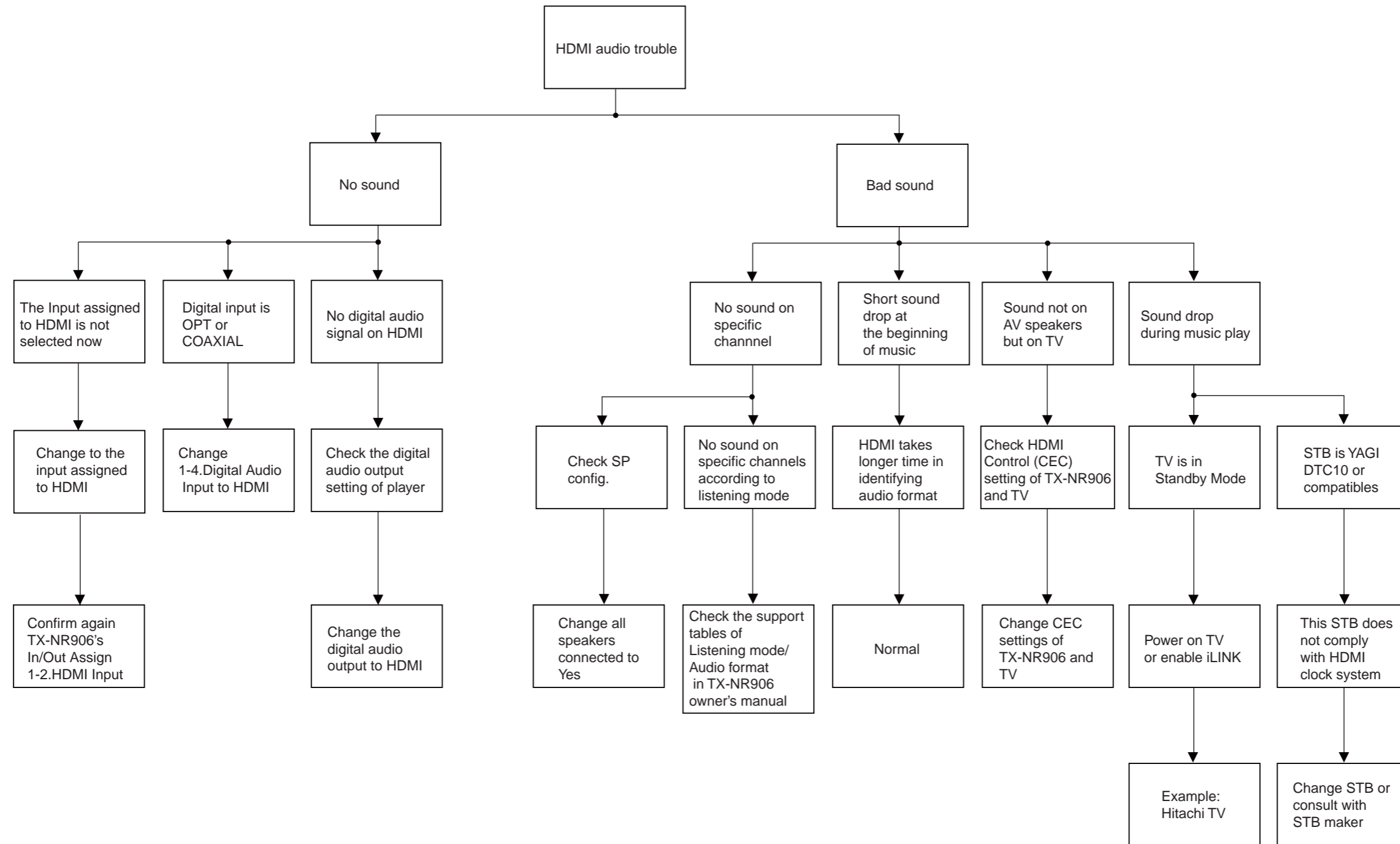
(1) Refer to Setup Menu 1-1. Monitor Out Resolution: Through.

(2) Refer to Setup Menu 7-5. HDMI Setting x.v.Color: Disable.

## DEBUG MODE-8 HDMI TROUBLESHOOT(2/3)

### HDMI AUDIO SETUP TROUBLE

This trouble shooting map focuses on the audio setups and connections regarding HDMI. For reference, read TX-NR906 Owner's Manual. Analysis written below is of typical cases. So, more detailed check may need in actual cases.



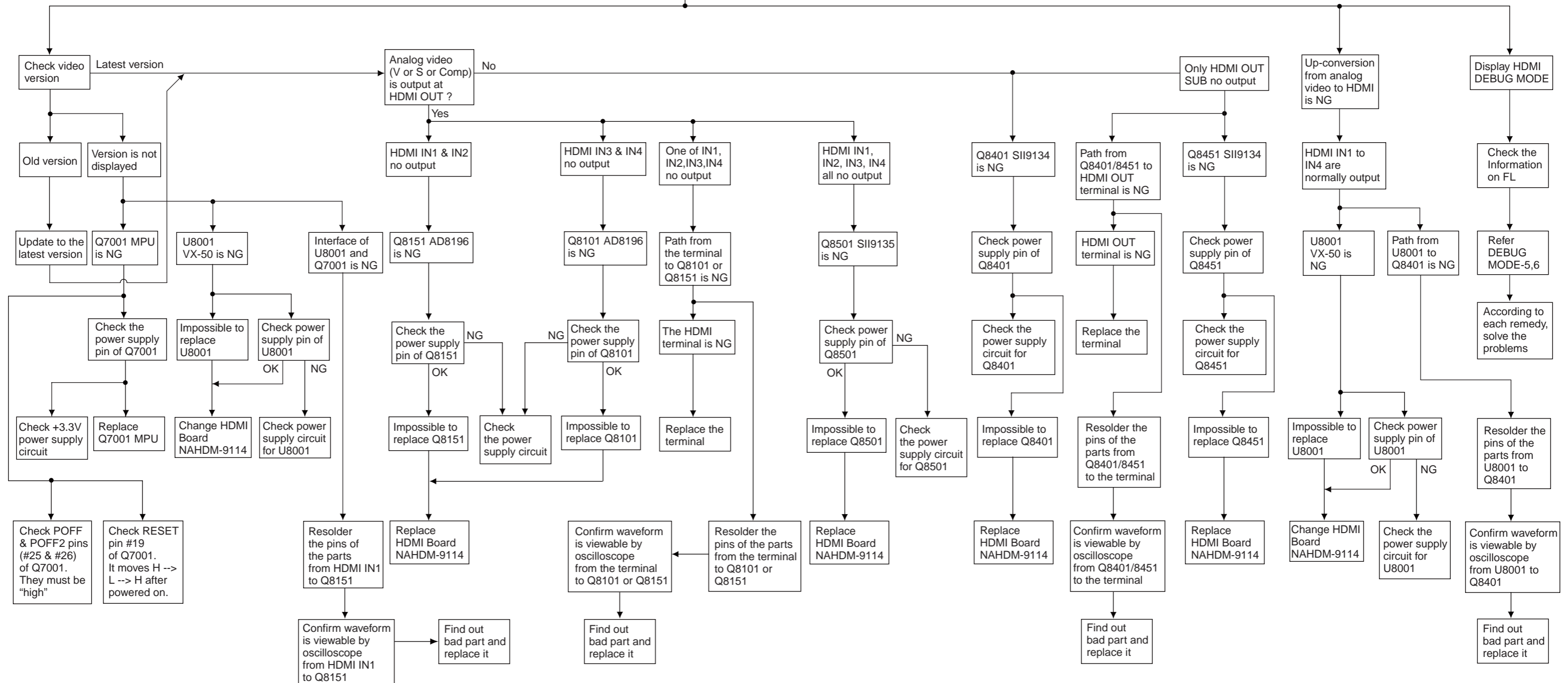
# DEBUG MODE-9 HDMI TROUBLESHOOT(3/3)

## HDMI HARDWARE TROUBLE

**NOTE:**

1. This trouble shooting map focuses on the HDMI hardware troubles.  
For details, refer to TX-NR906 Block Diagrams and Schematic Diagrams.
2. Analysis written below is of typical cases. So, more detailed check may need in actual cases.
3. Before replace ICs or pcb below, resolder the pins first to save resources.

HDMI no picture or dropout trouble



## ADJUSTMENT PROCEDURE-1

### IDLING CURRENT ADJUSTMENT

#### [When]

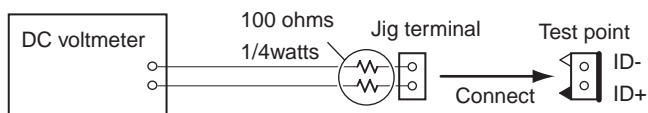
1. Exchange the power transistors (Q6050 - 6056, Q6060 - 6066, Q6080 - 6086, Q6090 - 6096).
2. Exchange the amplifier PC board ass'y (NAAMP-9061, 9062, NACLA-9063 - 9069).

#### [Procedure]

<Note> No load and No signal

Refer to <Fig-1, 2, 3> in " ADJUSTMENT PROCEDURE-2, 3, 4 " for the adjustment points and the test points.

1. Before idling current adjustment, turn the trimming resistors to counter clockwise.
2. Connect the dc voltmeter to test points,  
using two 100 ohm resistors between the poles of the jig terminal and the dc voltmeter terminals.



3. Connect the ac power cord to wall outlet.
4. Press ON/STANDBY button to turn the power on.
5. Adjust the trimming resistors as the following procedure immediately after power on.

Channel	Mark	Adjustment point (Trimming resistor)	Measuring point (Test point)	Adjustment value
Front Left	L	R6040	P6070	3.0 mV
Front Right	R	R6041	P6071	3.0 mV
Center	C	R6042	P6072	3.0 mV
Surround Left	SL	R6043	P6073	3.0 mV
Surround Right	SR	R6044	P6074	3.0 mV
Surround Back Left	SBL	R6045	P6075	3.0 mV
Surround Back Right	SBR	R6046	P6076	3.0 mV

6. Wait for 4 to 6 minutes for heat running.
7. Re-adjust the trimming resistors as the following procedure.

Channel	Adjustment point	Measured value	Adjustment value	Specifications (* In a stable state)
Front Left, Right and Center	R6040, R6041 and R6042	In case below 3 mV	→ 3 mV	3 +/- 1 mV
Surround Left	R6043	In case 3 - 4 mV	→ No re-adjustment	
Surround Right	R6044	In case over 4 mV	→ 4 mV	
Surround Back Left	R6045			
Surround Back Right	R6046			

8. Disconnect the dc voltmeter.
9. Press ON/STANDBY button to turn the power off.
10. Disconnect the ac power cord of the unit from the wall outlet.

\* Idling currents are stabilized in about 10 minutes after power on.

# ADJUSTMENT PROCEDURE-2 IDLING CURRENT ADJUSTMENT

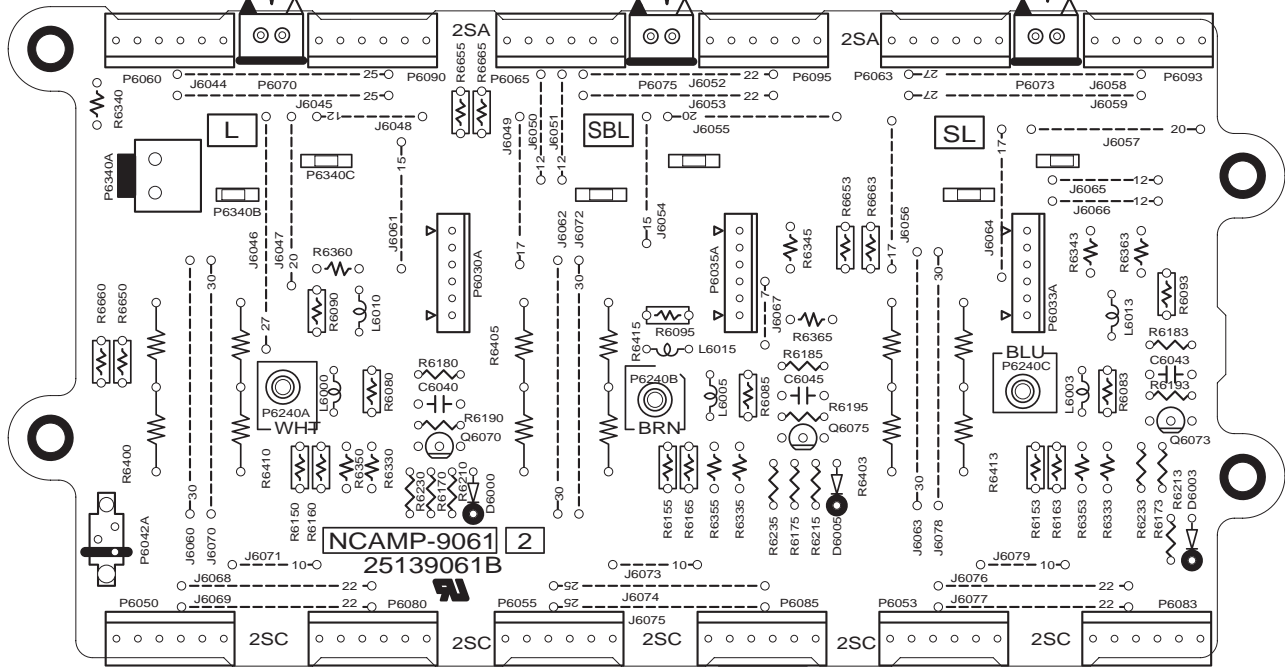
<Fig-1>

**U16**  
**POWER AMP**  
**PC BOARD**  
**(NAAMP-9061)**

**L**  
P6070  
Test point

**SBL**  
P6075  
Test point

**SL**  
P6073  
Test point



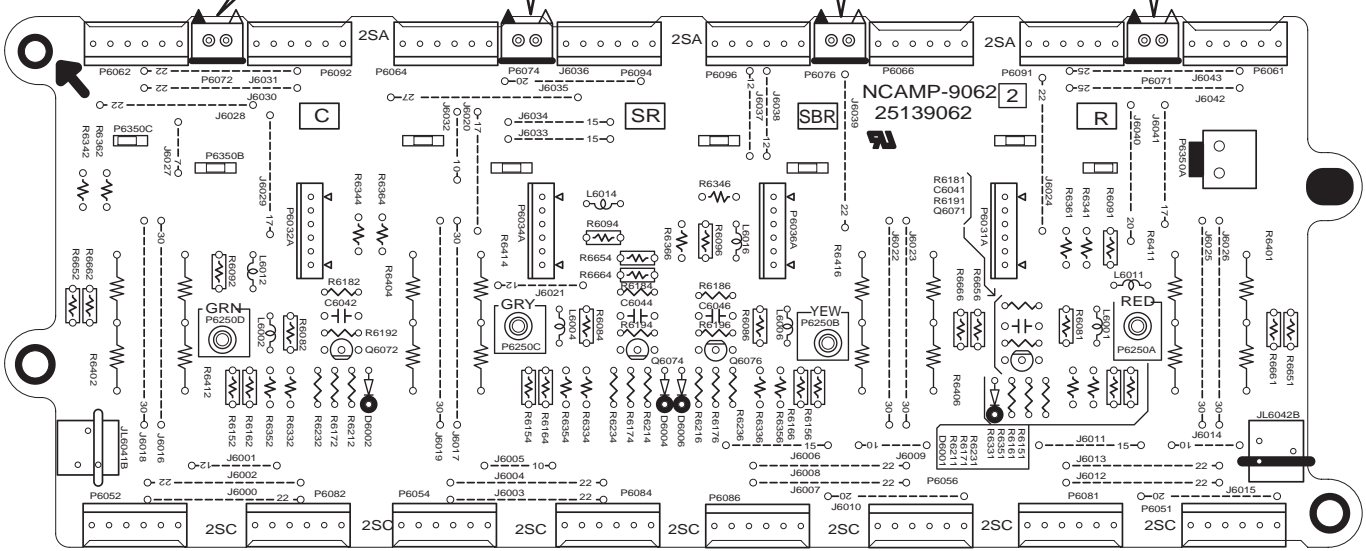
**U17**  
**POWER AMP**  
**PC BOARD**  
**(NAAMP-9062)**

**C**  
P6072  
Test point

**SR**  
P6074  
Test point

**SBR**  
P6076  
Test point

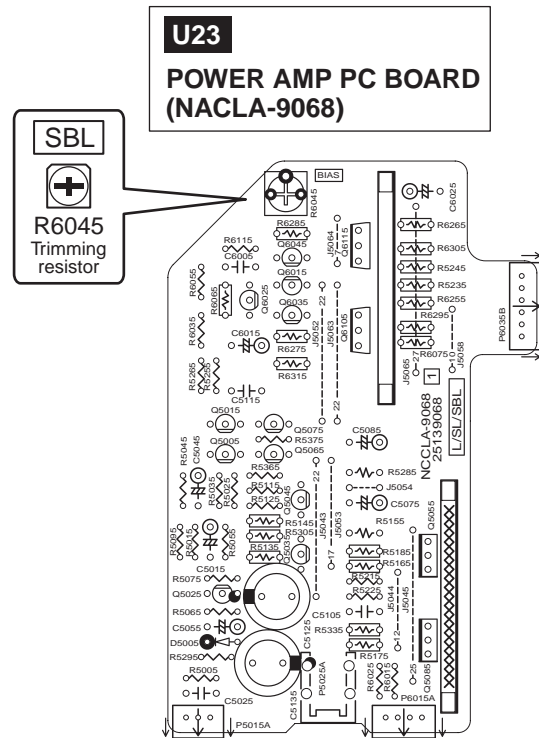
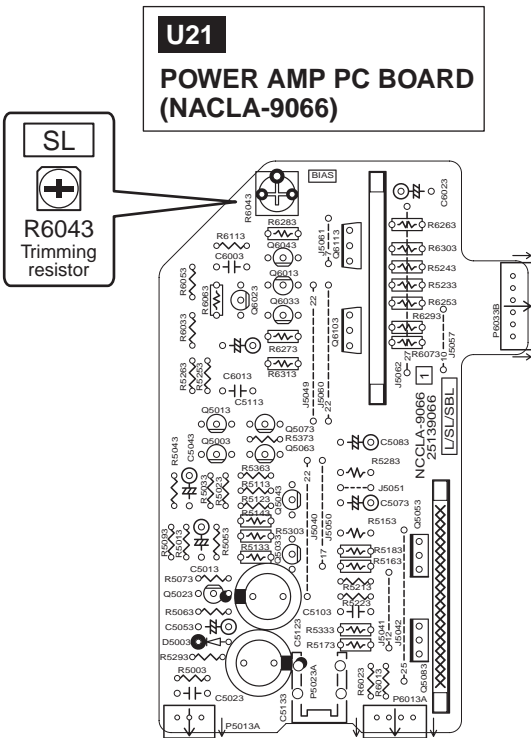
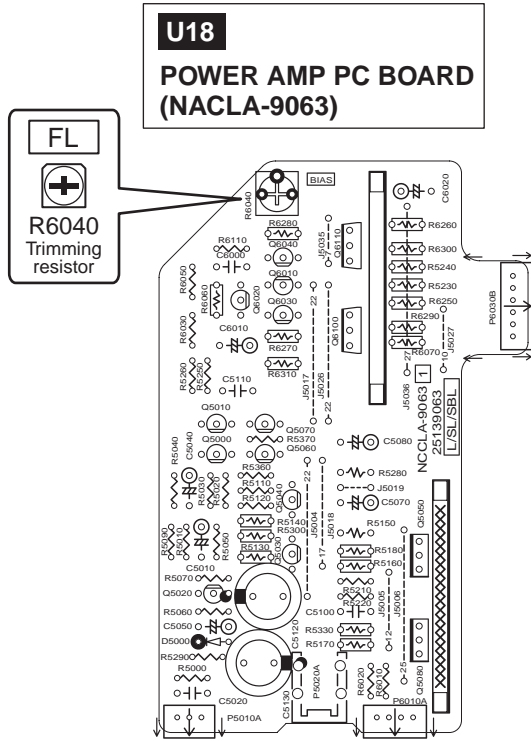
**R**  
P6071  
Test point



# ADJUSTMENT PROCEDURE-3 IDLING CURRENT ADJUSTMENT

NACLA-9063, 9066, 9068 are electrically and mechanically full-compatible with each other. But idling current re-adjustment is necessary.

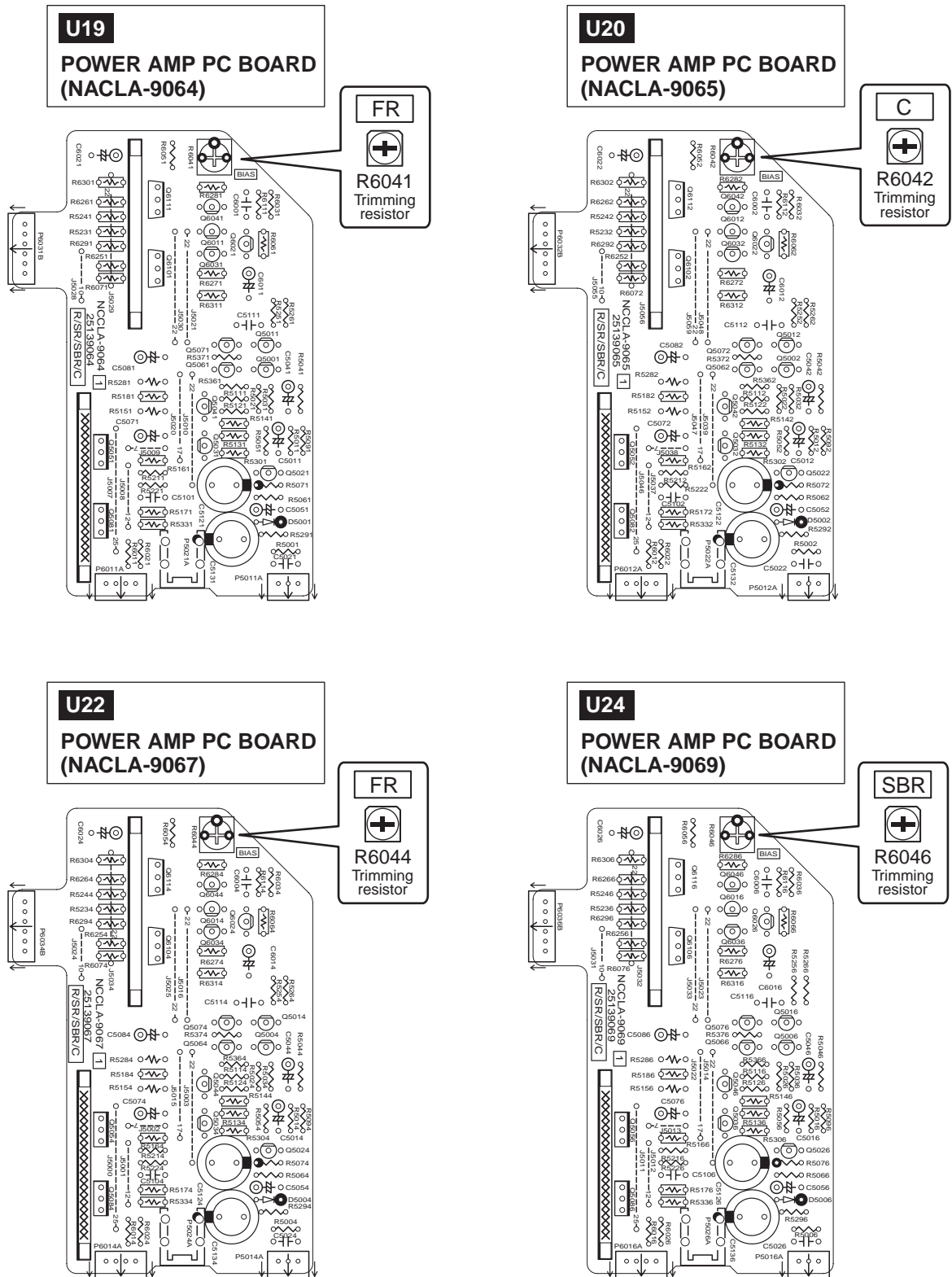
<Fig-2>



## ADJUSTMENT PROCEDURE-4 IDLING CURRENT ADJUSTMENT

NACLA-9064,9065, 9067, 9069 are electrically and mechanically full-compatible with each other. But idling current re-adjustment is necessary.

<Fig-3>



**TX-NR906/NA906****<Note>**

Mechanical parts and pcb ass'y marked by **NSP** are generally unavailable because they are not in the Master Spare Parts List.

IC chip marked by **NSP** is impossible to remove form pcb, so it is unavailable too.

NOTE : THE COMPONENTS IDENTIFIED BY THE MARK  
! ARE CRITICAL FOR RISK OF FIRE AND  
ELECTRIC SHOCK. REPLACE ONLY WITH PART  
NUMBER SPECIFIED.

**<Notes>**

(B) : TX-NR906 Black model  
(G) : TX-NR906 Golden model  
(S) : TX-NR906 Silver model  
<NR906> : TX-NR906  
<NA906> : TX-NA906

<DC> : TX-NR906 USA and Canadian model  
<DD> : TX-NR906 USA model  
<DT> : TX-NR906 Asian model for 120V  
<MP> : TX-NR906 European model  
<MT> : TX-NR906 Asian model for 220-240V  
<NA906> : TX-NA906 Chinese model

**EXPLODED VIEW PARTS LIST**

REF. NO.	PART NAME	DESCRIPTION	Q'TY	PART NO. (SN)	REMARKS
A001	HEAT SINK	238	2	27160605B	
A004	ISO PLT	(HS)	1	28175334	
A005	SPACER	(PC)	8	27270485	
A007	SCREW	3P+6FN(3BC)	17	82143006GR	
A008	SCREW	3TTB+8B(3CM)SR	88	801637	
A009	SCREW	3SMS8W.SW+14B(CU)	28	801634	
A011	RETAINER	(HS-2)	2	27141530A	
A014	SPACER	t0.5x8x3.2	3	27270438	
A015	CHASSIS	(SUB)	1	---	NSP
A018	CUSHION	(T3*W35*D10)	1	28141741	
A021	CUSHION	(BUTYL)	1	28141748	
A022	TAPE	TAPE(CLOTH-8U)	6	29110082	
A024	CUSHION	(BUTYL)	1	28141748	
A025	HEAT SINK(S)	240	1	27160608	
A030	ISO PLT	(AMP2)	1	28175333	
A031	RIVET	P-RIVET NRP-345	2	880009	
A032	CUSHION	T5*8*8	2	28141742	
A033	ISO PLT	(AMP)	1	28175331A	
A038	ISO PLT	(FFC)	1	28175332	
A039	PLA RIVET	P3035B	2	880016	
A040	BRACKET	(FAN-L)	1	27131022A	
A042	HOLDER	(FAN)	4	27191307	

A044	BRACKET	(FAN-R)	1	27131023A	
A046	HOLDER	(FAN)	4	27191307	
A048	BRACKET	(MID)	1	27131021B	
A049	TAPE	TAPE(CLOTH-16U)	3	29110083	
A054	SPACER	t0.5x8x3.2	2	27270438	
A055	BRACKET	(PT)	1	27131024B	
A056	SCREW	4TTC+8C(3BC)	18	830440089GR	
A057	BUSHING	L30	2	28170006	
A058	LABEL	(PT)	1	29363379-1	
A060	HOLDER	(EDGE)	2	27191309	
A061	SPACER	.	4	27270489	
A062	CLAMP	(NAD-09)	1	24840176	
A063	BUSHING	BUSHING	2	28170040	
A064	BUSHING	BUSHING	1	28170040	
A065	BUSHING	BUSHING	1	28170041	
A066	CHASSIS	.	1	---	NSP
A067	CUSHION	(BUTYL)	1	28141748	
A068	CUSHION	(LEG)	4	28141735	
A069	LEG	.	4	27175437	
A070	CUSHION	.	8	28141637	
A072	HEAT SINK	(SP)	1	27160610	
A072A	SPACER	t0.5*w30*d10	1	27270495	
A075	HOLDER	KGLS-14RT	3	27190524	
A076	HOLDER	(SPD-6)	4	27191308	
A078	HOLDER	KGPS-10RF	3	27190813	
A079	CUSHION	(BUTYL)	1	28141748	
A084	SPACER	t0.5*w13*d5	1	27270514	
A086	BRACKET	(F)	1	27131020C	
A090	HOLDER	SPM-4	5	27191154	
A092	HOLDER	KGLS-10RT	1	27190428A	
A094	HOLDER	KGLS-10S	2	27190896	
A096	HOLDER	KGPS-6RF	2	27191112	
A098	HOLDER	KGLS-12S	1	27190062	
A100	HOLDER	HOLDER KGLS-18S	1	27190470	
A104	HOLDER	KGLS-22S	1	27190369	
A105	HOLDER	KGLS-22RT	1	27190772	
A106	HOLDER	KGLS-12RT	1	27190266	
A110	REAR PANEL	TXNR906MDC	1	27123921	<DC, DD>
A110	REAR PANEL	TXNR906MMP	1	27123922	<MP>
A110	REAR PANEL	TXNR906MDT	1	27123923	<DT>
A110	REAR PANEL	TXNR906MMT	1	27123924	<MT>
A110	REAR PANEL	TXNA906MMR	1	27123925	<NA906>
A112	SCREW	3TTB+8B(3BC)	65	838430088GR	<DC, DD>
A112	SCREW	3TTB+8B(3BC)	63	838430088GR	<MP>
A112	SCREW	3TTB+8B(3BC)	62	838430088GR	<DT, MT>

A112	SCREW	3TTB+8B(3BC)	59	838430088GR	<NA906>
A114	SCREW	4TTB+8C(3BC)	2	838440089GR	
A116	WASHER	W3*10F(3BC)	1	87643010GR	
A118	TRM	E TERMINAL	1	25060151	
A120	WIRE TIE	BSK-1	18	260208	
A122a	LABEL	(E-CON)	1	29364978	
A124	SHLD CASE	(A)	1	27225169A	
A126	SHLD CASE	(B)	1	27225170	
A128	SHLD CASE	(C)	1	27225171	<DC, DD>
A132	RETAINER	(E)	1	27142078	
A133	RETAINER	(E)	1	27142078	<DC, DD>
A133A	SCREW	3TTB+8B(3CM)SR	1	801637	<DC, DD>
A134	RETAINER	(SIDE)	2	27142079	
A137	CUSHION	t5*30*5	2	28141562	
A138	CUSHION	(T3*W35*D10)	1	28141741	<DC, DD>
A139	CUSHION	(BUTYL)	1	28141748	
A140	CUSHION	(BUTYL)	1	28141748	
A141	IB CUSHION	W15*3t TAPE	1	28141585	
A142	IB CUSHION	W15*3t TAPE	1	28141585	
A143	IB CUSHION	W15*3t TAPE	1	28141585	
A150	LABEL	(SP)	1	29390588	
A174	BUSHING	CE-016 100MM	1	28170039	
A190	PVC	UL1015 #16.16/66BLK	1	72140220505	
A190 or	PVC	UL1015#16.16/66WHT	(1)	72149220505	
A201	BADGE	BADGE	1	28135244	(B), (B)<NA906>
A201	BADGE	.	1	28135298	(S)
A201	BADGE	BADGE	1	28135245	(G), (G)<NA906>
A205	HOLDER	(L)(B)	1	27191294	(B), (B)<NA906>
A205	HOLDER	(L)(S)	1	27191295	(S)
A205	HOLDER	(L)(G)	1	27191296	(G), (G)<NA906>
A207	HOLDER	(R)(B)	1	27191297A	(B), (B)<NA906>
A207	HOLDER	(R)(S)	1	27191298A	(S)
A207	HOLDER	(R)(G)	1	27191299A	(G), (G)<NA906>
A209	HINGE	(L)(B)	1	28180184B	(B), (B)<NA906>
A209	HINGE	(L)(S)	1	28180185B	(S)
A209	HINGE	(L)(G)	1	28180186B	(G), (G)<NA906>
A211	HINGE	(R)(B)	1	28180187B	(B), (B)<NA906>
A211	HINGE	(R)(S)	1	28180188B	(S)
A211	HINGE	(R)(G)	1	28180189B	(G), (G)<NA906>
A213	RETAINER	(DOOR)	1	27142060A	
A215	RETAINER	(HOLDER)	1	27142061	
A217	PUSH LATCH	091Y	1	27230047	
A219	DAMPER	29T0-F	1	27301960	
A221	GEAR	.	1	27301946A	
A223	SCREW	2TTB+8B(3CM)	1	838120088GR	

A231	SCREW	3TTB+8B(3BC)	8	838430088GR	(B), (G)
A231	SCREW	3TTB+8B(3BC)	9	838430088GR	(S)
A239	CUSHION	t1.0*5*5	1	28141511	
A251	F BRACKET	(B)	1	27111477C	(B), (B)<NA906>
A251	F BRACKET	.(S)	1	27111484C	(S)
A251	F BRACKET	NeGo	1	27111510A	(G), (G)<NA906>
A253	KNOB	(PA)AS	1	28326530A	(B), (B)<NA906>
A253	KNOB	(PA)AS	1	28326533A	(S)
A253	KNOB	(PA)AS(Ne-G)	1	28326632	(G), (G)<NA906>
A255	FACET	(VOL)	1	28200023A	
A256	KNOB	(STBY)AS	1	28326539A	(B), (B)<NA906>
A256	KNOB	(STBY)AS	1	28326540A	(S)
A256	KNOB	(STBY)AS	1	28326541A	(G), (G)<NA906>
A257	GUIDE	(INPUT)B	2	27268196	(B), (B)<NA906>
A257	GUIDE	(INPUT)S	2	27268197	(S)
A257	GUIDE	(INPUT)906G	2	27268225	(G), (G)<NA906>
A259	B PLATE	.(B)	1	28133428	(B)
A259	B PLATE	.(S)	1	28133429	(S), (G), <NA906>
A261	RETAINER	(PWB)	1	27142064	
A262	CUSHION	(T10*A40*B10)	2	28141747	
A270	CUSHION	t5*30*5	2	28141562	
A281	KNOB	(VOL)AS	1	28326550	(B), (B)<NA906>
A281	KNOB	(VOL)AS	1	28326551	(S)
A281	KNOB	(VOL)AS	1	28326552	(G), (G)<NA906>
A283	CUSHION	.	3	28141637	
A301	F PANEL	TXNR906B	1	27213161	(B), (B)<NA906>
A301	F PANEL	TXNR906S	1	27213162	(S)
A301	F PANEL	TXNR906G	1	27213163	(G), (G)<NA906>
A303	CLEAR PLT	TXNR906	1	28192214A	
A311	DOOR	906BD	1	28148716	<DC>
A311	DOOR	906SD	1	28148717	<DD>
A311	DOOR	906BP	1	28148718	(B)<MP>
A311	DOOR	906SP	1	28148719	(S)<MP, MT>
A311	DOOR	906GT	1	28148720	(G)<MT, DT>
A311	DOOR	906GR	1	28148721	(G)<NA906>
A311	DOOR	906BMR	1	28148729	(B)<NA906>
A313	PLATE	(DOOR)905BD	1	27262790A	<DC>
A313	PLATE	(DOOR)905SD	1	27262791B	<DD>
A313	PLATE	(DOOR)905BP	1	27262794A	(B)<MP>
A313	PLATE	(DOOR)905SP	1	27262795B	(S)<MP, MT>
A313	PLATE	(DOOR)906GT	1	27262821	(G)<MT, DT>
A313	PLATE	(DOOR)906GR	1	27262819	(G)<NA906>
A313	PLATE	(DOOR)BMR	1	27262825	(B)<NA906>
A315	KNOB	(POW) (B)	1	28326454	(B)<MP, NA906>
A315	KNOB	(POW)(S)	1	28326585	(S)<MP, MT>

A315	KNOB	(POW)(Ne-G)	1	28326630	(G)<DT, MT, NA906>
A321	SCREW	3P+10FN(3BC)	2	82143010GR	<MP, MT, DT, NA906>
A400	COVER	(B) (Bent)	1	28184989A	(B), (B)<NA906>
A400	COVER	(S) (Bent)	1	28184990A	(S)
A400	COVER	(G) (Bent)	1	28184991A	(G), (G)<NA906>
A400	COVER	(B) (Not bent)	1	28184989AZ	(B)<DC>
A400	COVER	(S) (Not bent)	1	28184990AZ	(S)<DD>
A402	ST SCREW	4TTB+8C(NI)	6	838240089	(S), (G), (G)<NA906>
A402	SCREW	4TTB+8C(3BC)	6	838440089GR	(B)<NA906>
A404	SCREW	4TTB+8C(3BC)	6	838440089GR	(B)
A406	SCREW	3TTB+8B(3CM)SR	3	801637	(S), (G), (G)<NA906>
A406	SCREW	3TTB+8B(3BC)	3	838430088GR	(B), (B)<NA906>
A410	LABEL	(CAUTION)	1	29363796	(B), (B)<NA906>
A410	LABEL	(CAUTION)	1	29363797	(S)
A410	LABEL	(CAUTION)	1	29363798	(G), (G)<NA906>
A411	LABEL	HOOKUP-ONKYO	1	29363194	<DC, DD>
A420	LABEL	(PFS)	1	29390077	
F2501	FUSE	4A-UL/T-233	1	252325GR	!
F2501 or	FUSE	4A-T/UL-ST2	(1)	252257GR	!
F2502	FUSE	4A-UL/T-233	1	252325GR	!
F2502 or	FUSE	4A-T/UL-ST2	(1)	252257GR	!
F6601	FUSE	20A-UL-250V	1	252304GR	!
F6602	FUSE	20A-UL-250V	1	252304GR	!
F6603	FUSE	20A-UL-250V	1	252304GR	!
F6604	FUSE	20A-UL-250V	1	252304GR	!
F9000	FUSE	5A-UL/T-233	1	252326GR	!, <DC, DD>
F9000 or	FUSE	5A-T/UL-ST2	(1)	252258GR	!, <DC, DD>
F9100	FUSE	12A-UL-ST6	1	252340GR	!, <DC, DD, DT>
F9100	FUSE	6.3A-SE-EAK FUSE	1	252079GR	!, <MP, MT, NA906>
F9100 or	FUSE	6.3A-SE-TL250V	(1)	252279GR	!, <MP, MT, NA906>
F9101	FUSE	4A-UL/T-233	1	252325GR	!
F9101 or	FUSE	4A-T/UL-ST2	(1)	252257GR	!
F9102	FUSE	4A-UL/T-233	1	252325GR	!
F9102 or	FUSE	4A-T/UL-ST2	(1)	252257GR	!
F9201	FUSE	2.5A-UL/T-233	1	252321GR	!, <DC, DD>
F9201 or	FUSE	2.5A-T/UL-ST2	(1)	252254GR	!, <DC, DD>
F9202	FUSE	2.5A-UL/T-233	1	252321GR	!, <DC, DD>
F9202 or	FUSE	2.5A-T/UL-ST2	(1)	252254GR	!, <DC, DD>
F9203	FUSE	2.5A-UL/T-233	1	252321GR	!
F9203 or	FUSE	2.5A-T/UL-ST2	(1)	252254GR	!
F9301	FUSE	4A-UL/T-233	1	252325GR	!
F9301 or	FUSE	4A-T/UL-ST2	(1)	252257GR	!
P061	FAN	D09A-12PG13	1	24502328	
P062	FAN	D09A-12PG13	1	24502328	
P101	FFC	NCFC7-134512	1	2047134512	<DC, DD>

P101	FFC	NCFC7-132012	1	2047132012	<MP, MT, DT>
P102	FFC	NCFC7-181012	1	2047181012	<DC, DD>
P202	SOCKET AS	NSAS-12P1272	1	20044191220UL	
P204	SOCKET AS	NSAS-10P1677	1	2009991075UL	
P205	FFC	NCFC5-092012	1	2045092012	
P2801	FFC	NCFC7-311012	1	2047311012	
P6800	P RIVET	JB-407A-C	18	880052	<MP, MT, DT, NA906>
P7501	FFC	NCFC7-405522	1	2047405522	
P9008	SOCKET AS	NSAS-6P1675	1	2009991073UL	<MP, MT, DT, NA906>
Q4907	TR	2SB1565-E	1	2202715	
Q4907 or	TR	2SA1488-Y	(1)	2203394	
Q4908	TR	2SD2394-E	1	2202705	
Q4908 or	TR	2SC3851-Y	(1)	2203384	
Q6050	TR	2SC5242-O	1	2202843	
Q6050 or	TR	2SC5242-R	(1)	2202842	
Q6050A	ISO SHEET	ISO SHEET(SR805_3CH)	2	223047	
Q6051	TR	2SC5242-O	1	2202843	
Q6051 or	TR	2SC5242-R	(1)	2202842	
Q6052	TR	2SC5242-O	1	2202843	
Q6052 or	TR	2SC5242-R	(1)	2202842	
Q6053	TR	2SC5242-O	1	2202843	
Q6053 or	TR	2SC5242-R	(1)	2202842	
Q6054	TR	2SC5242-O	1	2202843	
Q6054 or	TR	2SC5242-R	(1)	2202842	
Q6055	TR	2SC5242-O	1	2202843	
Q6055 or	TR	2SC5242-R	(1)	2202842	
Q6056	TR	2SC5242-O	1	2202843	
Q6056 or	TR	2SC5242-R	(1)	2202842	
Q6060	TR	2SA1962-O	1	2202833	
Q6060 or	TR	2SA1962-R	(1)	2202832	
Q6061	TR	2SA1962-O	1	2202833	
Q6061 or	TR	2SA1962-R	(1)	2202832	
Q6062	TR	2SA1962-O	1	2202833	
Q6062 or	TR	2SA1962-R	(1)	2202832	
Q6063	TR	2SA1962-O	1	2202833	
Q6063 or	TR	2SA1962-R	(1)	2202832	
Q6064	TR	2SA1962-O	1	2202833	
Q6064 or	TR	2SA1962-R	(1)	2202832	
Q6065	TR	2SA1962-O	1	2202833	
Q6065 or	TR	2SA1962-R	(1)	2202832	
Q6066	TR	2SA1962-O	1	2202833	
Q6066 or	TR	2SA1962-R	(1)	2202832	
Q6080	TR	2SC5242-O	1	2202843	
Q6080 or	TR	2SC5242-R	(1)	2202842	
Q6080A	ISO SHEET	ISO SHEET(SR805_4CH)	2	223048	

Q6081	TR	2SC5242-O	1	2202843	
Q6081 or	TR	2SC5242-R	(1)	2202842	
Q6082	TR	2SC5242-O	1	2202843	
Q6082 or	TR	2SC5242-R	(1)	2202842	
Q6083	TR	2SC5242-O	1	2202843	
Q6083 or	TR	2SC5242-R	(1)	2202842	
Q6084	TR	2SC5242-O	1	2202843	
Q6084 or	TR	2SC5242-R	(1)	2202842	
Q6085	TR	2SC5242-O	1	2202843	
Q6085 or	TR	2SC5242-R	(1)	2202842	
Q6086	TR	2SC5242-O	1	2202843	
Q6086 or	TR	2SC5242-R	(1)	2202842	
Q6090	TR	2SA1962-O	1	2202833	
Q6090 or	TR	2SA1962-R	(1)	2202832	
Q6091	TR	2SA1962-O	1	2202833	
Q6091 or	TR	2SA1962-R	(1)	2202832	
Q6092	TR	2SA1962-O	1	2202833	
Q6092 or	TR	2SA1962-R	(1)	2202832	
Q6093	TR	2SA1962-O	1	2202833	
Q6093 or	TR	2SA1962-R	(1)	2202832	
Q6094	TR	2SA1962-O	1	2202833	
Q6094 or	TR	2SA1962-R	(1)	2202832	
Q6095	TR	2SA1962-O	1	2202833	
Q6095 or	TR	2SA1962-R	(1)	2202832	
Q6096	TR	2SA1962-O	1	2202833	
Q6096 or	TR	2SA1962-R	(1)	2202832	

<Notes>

When replacing the following the transistors, use ones of the same Hfe rank as the original type.

Ref. No. : Q6050 - 6060, Q6051 - 6061, Q6052 - 6062, Q6053 - 6063, Q6054 - 6064, Q6055 - 6065, Q6056 - 6066

Ref. No. : Q6080 - 6090, Q6081 - 6091, Q6082 - 6092, Q6083 - 6093, Q6084 - 6094, Q6085 - 6095, Q6086 - 6096

T902	P TRANS	NPT-1554D	1	2301898	<DC, DD, DT>
T902	P TRANS	NPT-1554M	1	2301899	<MP, MT, NA906>
T903	P TRANS	NPT-1555D	1	2301902A	<DC, DD, DT>
T903	P TRANS	NPT-1555M	1	2301903	<MP, MT, NA906>
T904	P TRANS	NPT-1556D	1	2301906	<DC, DD, DT>
T904	P TRANS	NPT-1556M	1	2301907	<MP, MT, NA906>
U01	<b>AMPLIFIER PC board ass'y</b>	NAAF-9039-1L*	1	1B170539-1L	
U02	POWER SUPPLY PC board ass'y	NAPS-9040-1L	1	1B170540-1L	
U03	POWER SUPPLY PC board ass'y	NAPS-9041-1L	1	1B170541-1L	
U04	THERMAL SENSOR PC board ass'y	NAETC-9042-1L	1	---	NSP
U05	THERMAL SENSOR PC board ass'y	NAETC-9043-1L	1	---	NSP
U06	<b>AMPLIFIER PC board ass'y</b>	NAASP-9050-1E*	1	1B170550-1E	<DC, DD, DT, MP, MT>
		NAASP-9050-1Q*	1	1B170550-1Q	<NA906>
U07	PHONO PC board ass'y	NAASP-9051-1E	1	1B170551-1E	<DC, DD, DT, MP, MT>
		NAASP-9051-1Q	1	1B170551-1Q	<NA906>

U08	VIDEO PC board ass'y	NAVD-9052-1E	1	1B170552-1E	<DC, DD, DT, MP, MT>
		NAVD-9052-1Q	1	1B170552-1Q	<NA906>
U09	CONNECTOR PC board ass'y	NAETC-9053-1E	1	---	NSP
		NAETC-9053-1Q	1	---	NSP
U10	CONNECTOR PC board ass'y	NAETC-9054-1E	1	---	NSP
		NAETC-9054-1Q	1	---	NSP
U11	<b>SP TERMINAL PC board ass'y</b>	NATRM-9055-1K*	1	1B170555-1K	<DC, DD>
		NATRM-9055-1U*	1	1B170555-1U	<DT>
		NATRM-9055-1M*	1	1B170555-1M	<MP, MT>
		NATRM-9055-1Y	1	1B170555-1Y	<NA906>
U12	SP TERMINAL PC board ass'y	NAETC-9056-1K	1	1B170556-1K	<DC, DD>
		NAETC-9056-1U	1	1B170556-1U	<DT>
		NAETC-9056-1M	1	1B170556-1M	<MP, MT>
		NAETC-9056-1Y	1	1B170556-1Y	<NA906>
U13	POWER SUPPLY PC board ass'y	NAPS-9057-1K	1	1B170557-1K	<DC, DD>
		NAPS-9057-1U	1	1B170557-1U	<DT>
		NAPS-9057-1M	1	1B170557-1M	<MP, MT>
		NAPS-9057-1Y	1	1B170557-1Y	<NA906>
U14	INLET PC board ass'y	NAPS-9058-1K	1	1B170558-1K	<DC, DD>
		NAPS-9058-1U	1	1B170558-1U	<DT>
		NAPS-9058-1M	1	1B170558-1M	<MP, MT>
		NAPS-9058-1Y	1	1B170558-1Y	<NA906>
U15	POWER SUPPLY PC board ass'y	NAPS-9059-1K	1	---	NSP
		NAPS-9059-1U	1	---	NSP
		NAPS-9059-1M	1	---	NSP
		NAPS-9059-1Y	1	---	NSP
U16	<b>POWER AMP PC board ass'y</b>	NAAMP-9061-1E*	1	1B170561-1E	
U17	POWER AMP PC board ass'y	NAAMP-9062-1E	1	1B170562-1E	
U18	POWER AMP PC board ass'y	NACLA-9063-1E	1	1B170563-1E	
U19	POWER AMP PC board ass'y	NACLA-9064-1E	1	1B170564-1E	
U20	POWER AMP PC board ass'y	NACLA-9065-1E	1	1B170564-1E	
U21	POWER AMP PC board ass'y	NACLA-9066-1E	1	1B170563-1E	
U22	POWER AMP PC board ass'y	NACLA-9067-1E	1	1B170564-1E	
U23	POWER AMP PC board ass'y	NACLA-9068-1E	1	1B170563-1E	
U24	POWER AMP PC board ass'y	NACLA-9069-1E	1	1B170564-1E	
U25	<b>DSP PC board ass'y</b>	NADSP-9072-1B*	1	1B170572-1B	
U27	<b>DAC PC board ass'y</b>	NADG-9074-1Q*	1	1B170574-1Q	<DC, DD>
		NADG-9074-1R*	1	1B170574-1R	<MP, MT, DT>
		NADG-9074-1Z*	1	1B170574-1Z	<NA906>
U28	MICROPROCESSOR PC board ass'y	NAAR-9075-1Q	1	1B170575-1Q_028501	<DC, DD>
		NAAR-9075-1R	1	1B170575-1R_028501	<MP, MT, DT>
		NAAR-9075-1Z	1	1B170575-1Z_028501	<NA906>
U30	XM PC board ass'y	NARF-9077-1Q	1	1B170577-1Q	<DC, DD>
		NARF-9077-1R	0	---	<MP, MT, DT>
		NARF-9077-1Z	0	---	<NA906>

U31	HOLDER PC board ass'y	NAETC-9078-1Q	1	---	NSP
		NAETC-9078-1R	1	---	NSP
		NAETC-9078-1Z	1	---	NSP
U32	AMPLIFIER PC board ass'y	NAASP-9080-1Q	1	1B170580-1Q	<DC, DD>
		NAASP-9080-1R	1	1B170580-1R	<MP, MT, DT>
		NAASP-9080-1Z	1	1B170580-1Z	<NA906>
U26	AMPLIFIER PC board ass'y	NAETC-9073-1Q	1	1B170573-1Q	<DC, DD>
		NAETC-9073-1R	1	1B170573-1R	<MP, MT, DT>
		NAETC-9073-1Z	1	1B170573-1Z	<NA906>
<b>U33</b>	<b>DISPLAY PC board ass'y</b>	NADIS-9085-1C*	1	1B170585-1C	<DC, DD>
		NADIS-9085-1R*	1	1B170585-1R	<MP, MT, DT, NA906>
U34	DISPLAY PC board ass'y	NADIS-9086-1C	1	1B170586-1C	<DC, DD>
		NADIS-9086-1R	1	1B170586-1R	<MP, MT, DT, NA906>
U35	SWITCH PC board ass'y	NASW-9087-1R	0	---	<DC, DD>
		NASW-9087-1R	1	---	NSP
U36	HEADPHONE PC board ass'y	NAETC-9088-1C	1	1B170588-1C	<DC, DD>
		NAETC-9088-1R	1	1B170588-1R	<MP, MT, DT, NA906>
U37	POWER SUPPLY PC board ass'y	NAPS-9089-1C	1	1B170589-1C	<DC, DD>
		NAPS-9089-1R	1	1B170589-1R	<MP, MT, DT, NA906>
U38	FRONT OPT PC board ass'y	NAETC-9090-1C	1	---	NSP
		NAETC-9090-1R	1	---	NSP
U39	VOLUME PC board ass'y	NAETC-9091-1C	1	---	NSP
		NAETC-9091-1R	1	---	NSP
U40	HOLDER PC board ass'y	NAETC-9092-1C	1	---	NSP
		NAETC-9092-1R	1	---	NSP
U41	HOLDER PC board ass'y	NAETC-9093-1C	1	---	NSP
		NAETC-9093-1R	1	---	NSP
<b>U42</b>	<b>HDMI PC board ass'y</b>	NAHDM-9114-1A*	1	1B170514-1A_0290A2	
<b>U43</b>	<b>HD RADIO PC board ass'y</b>	NARF-9118-1A*	1	1B170518-1A	<DC, DD>
		NARF-9118-1A*	0	---	<MP, MT, DT, NA906>
<b>U44</b>	<b>LAN PC board ass'y</b>	NALAN-9121-1A*	1	1B170521-1A_026841	
U017	TUNER UNIT	FAE485-E11EU	1	240154	<MP, MT, DT>

**TX-NR906/NA906**

**PC BOARD PARTS LIST**

<b>U01</b>	<b>AMPLIFIER PC BOARD (NAAF-9039-1L)</b>
<b>U02</b>	<b>POWER SUPPLY PC BOARD (NAPS-9040-1L)</b>
<b>U03</b>	<b>POWER SUPPLY PC BOARD (NAPS-9041-1L)</b>

REF. NO.	PART NAME	DESCRIPTION	Q'TY	PART NO. (SN)	REMARKS
Q6000	TR	2SC1740S-S	1	2213285T	
Q6001	TR	2SC1740S-S	1	2213285T	
Q6002	TR	2SC1740S-S	1	2213285T	

Q6003	TR	2SC1740S-S	1	2213285T
Q6004	TR	2SC1740S-S	1	2213285T
Q6005	TR	2SC1740S-S	1	2213285T
Q6006	TR	2SC1740S-S	1	2213285T
Q6226	TR	2SB1240-R	1	2213794T
Q6380	IC	LM61CIZ	1	22242212
Q6380A	RETAINER	(PTH)	1	27141884-1
Q6381	IC	LM61CIZ	1	22242212
Q6381A	RETAINER	(PTH)	1	27141884-1
Q6550	TR	2SC1815-GR	1	2211255T
Q6551	TR	2SA950-O	1	2211503T
Q6551 or	TR	2SA950-Y	(1)	2211504T
Q6560	TR	2SC1815-GR	1	2211255T
Q6561	TR	2SA950-O	1	2211503T
Q6561 or	TR	2SA950-Y	(1)	2211504T
Q6601	TR	KTC3199-GR	1	2215864T
Q6601 or	TR	2SC1740S-R	(1)	2213284T
Q6601 or	TR	2SC1740S-S	(1)	2213285T
Q6611	TR	KTC3199-GR	1	2215864T
Q6611 or	TR	2SC1740S-R	(1)	2213284T
Q6611 or	TR	2SC1740S-S	(1)	2213285T
Q6701	TR	2SC2240-BL(TPE2_F)	1	2211406T
Q6701 or	TR	2SC2240-GR	(1)	2211405T
Q6701 or	TR	KTC3200-BL	(1)	2215896T
Q6702	TR	2SC2240-BL(TPE2_F)	1	2211406T
Q6702 or	TR	2SC2240-GR	(1)	2211405T
Q6702 or	TR	KTC3200-BL	(1)	2215896T
Q6703	TR	2SA970-BL(TPE2_F)	1	2211396T
Q6703 or	TR	2SA970-GR	(1)	2211395T
Q6703 or	TR	KTA1268-BL	(1)	2215886T
D6221	DIODE	ISS133	1	223163T
D6222	DIODE	ISS133	1	223163T
D6601	DIODE	LN25XB60	1	22380345
D6602	DIODE	ISS133	1	223163T
D6611	DIODE	LN25XB60	1	22380345
D6612	DIODE	ISS133	1	223163T
D6621	DIODE	LN25XB60	1	22380345
D6701	DIODE	ISS133	1	223163T
D6702	DIODE	ISS133	1	223163T
D6703	ZENER D	MTZJ3.3B	1	224470332T
D6704	ZENER D	MTZJ3.3B	1	224470332T
C6030	TF C	ECQ-V100-473J	1	374734734T
C6031	TF C	ECQ-V100-473J	1	374734734T
C6032	TF C	ECQ-V100-473J	1	374734734T
C6033	TF C	ECQ-V100-473J	1	374734734T

C6034	TF C	ECQ-V100-473J	1	374734734T
C6035	TF C	ECQ-V100-473J	1	374734734T
C6036	TF C	ECQ-V100-473J	1	374734734T
C6222	UTSP C	CE04W25V-220M(UTSP)	1	397552217T
C6601	TF C	ECQ-B50V-102J	1	374721024T
C6602	PLA C	ECQE250V-334J	1	3700083S
C6611	TF C	ECQ-B50V-102J	1	374721024T
C6612	TF C	ECQ-V100-334J	1	374733344T
C6622	TF C	ECQ-V100-334J	1	374733344T
C6701	UTSP C	CE04W10V-220M(UTSP)	1	397532217T
C6703	TF C	ECQ-B50V-223J	1	374722234T
C6704	UTSP C	CE04W50V-1M(UTSP)	1	397580107T
C6706	UTSP C	CE04W50V-10M(UTSP)	1	397581007T
C6901	ELECT C	CE69W75V-18000M	1	3504437A
C6902	ELECT C	CE69W75V-18000M	1	3504437A
R6130	METAL R	RNU1WCJ-8.2	1	453630824T
R6131	METAL R	RNU1WCJ-8.2	1	453630824T
R6132	METAL R	RNU1WCJ-8.2	1	453630824T
R6133	METAL R	RNU1WCJ-8.2	1	453630824T
R6134	METAL R	RNU1WCJ-8.2	1	453630824T
R6135	METAL R	RNU1WCJ-8.2	1	453630824T
R6136	METAL R	RNU1WCJ-8.2	1	453630824T
R6222	METAL R	RNU1WCJ-1	1	453630104T
R6223	CARBON R	R16J-5.6K	1	417345624T
R6550	CARBON R	R16J-4.7K	1	417344724T
R6551	CARBON R	R16J-330	1	417343314T
R6552	CARBON R	R16J-1.8K	1	417341824T
R6553	CARBON R	R16J-1.2K	1	417341224T
R6554	CARBON R	R16J-22K	1	417342234T
R6560	CARBON R	R16J-4.7K	1	417344724T
R6561	CARBON R	R16J-330	1	417343314T
R6562	CARBON R	R16J-1.8K	1	417341824T
R6563	CARBON R	R16J-1.2K	1	417341224T
R6564	CARBON R	R16J-22K	1	417342234T
R6601	CARBON R	R16J-1K	1	417341024T
R6602	CARBON R	R16J-4.7K	1	417344724T
R6603	METAL R	RNU1/2WCJ-2.2	1	453530224T
R6611	CARBON R	R16J-1K	1	417341024T
R6612	CARBON R	R16J-4.7K	1	417344724T
R6613	METAL R	RNU1/2WCJ-2.2	1	453530224T
R6701	CARBON R	R16J-22K	1	417342234T
R6702	CARBON R	R16J-10K	1	417341034T
R6704	CARBON R	R16J-33K	1	417343334T
R6706	CARBON R	R16J-22K	1	417342234T
R6708	CARBON R	R16J-33K	1	417343334T

R6709	CARBON R	R16J-5.6K	1	417345624T	
R6710	CARBON R	R16J-15K	1	417341534T	
F6601A	FUSE HOLDER	SN5051	1	250113	!
F6601B	FUSE HOLDER	SN5051	1	250113	!
F6602A	FUSE HOLDER	SN5051	1	250113	!
F6602B	FUSE HOLDER	SN5051	1	250113	!
F6603A	FUSE HOLDER	SN5051	1	250113	!
F6603B	FUSE HOLDER	SN5051	1	250113	!
F6604A	FUSE HOLDER	SN5051	1	250113	!
F6604B	FUSE HOLDER	SN5051	1	250113	!
JL6041A	WIRE HOL	NSCT-3P874	1	25051087	
JL6402A	WIRE TRAP	NPLG-3P586	1	25055624	
JL6402B	WIRE HOL	NSCT-3P874	1	25051087	
JL6403A	WIRE TRAP	NPLG-3P586	1	25055624	
JL6403B	WIRE HOL	NSCT-3P874	1	25051087	
JL6602A	WIRE HOL	NSCT-4P875	1	25051088	
JL6602B	WIRE TRAP	NPLG-4P587	1	25055625	
JL6900A	WIRE HOL	NSCT-3P894	1	25051107	
P4100	SOCKET	9210B-1-08Z140-PT1	1	25053243	
P4101	SOCKET	9210B-1-08Z140-PT1	1	25053243	
P5000A	SOCKET AS	NSAS-26P1612	1	2009991020UL	
P5001A	CRIMP AS	CRIMP SR805_1	1	20799169UL	
P5010B	PLUG	NPLG-3P0958	1	25056008	
P5011B	PLUG	NPLG-3P0958	1	25056008	
P5012B	PLUG	NPLG-3P0958	1	25056008	
P5013B	PLUG	NPLG-3P0958	1	25056008	
P5014B	PLUG	NPLG-3P0958	1	25056008	
P5015B	PLUG	NPLG-3P0958	1	25056008	
P5016B	PLUG	NPLG-3P0958	1	25056008	
P5020B	TRM	NTM-1P232(M1700)	1	25060301	
P5021B	TRM	NTM-1P232(M1700)	1	25060301	
P5022B	TRM	NTM-1P232(M1700)	1	25060301	
P5023B	TRM	NTM-1P232(M1700)	1	25060301	
P5024B	TRM	NTM-1P232(M1700)	1	25060301	
P5025B	TRM	NTM-1P232(M1700)	1	25060301	
P5026B	TRM	NTM-1P232(M1700)	1	25060301	
P6010B	PLUG	NPLG-4P0959	1	25056009	
P6011B	PLUG	NPLG-4P0959	1	25056009	
P6012B	PLUG	NPLG-4P0959	1	25056009	
P6013B	PLUG	NPLG-4P0959	1	25056009	
P6014B	PLUG	NPLG-4P0959	1	25056009	
P6015B	PLUG	NPLG-4P0959	1	25056009	
P6016B	PLUG	NPLG-4P0959	1	25056009	
P6140	SOCKET AS	NSAS-7P1659	1	2009991063AUL	
P6202	HOLDER	HOLDER(CLAMP)	1	27190540-1	

P6203	HOLDER	HOLDER(CLAMP)	1	27190540-1
P6340	SOCKET AS	NSAS-8P1660	1	2009991064AUL
P6400	RETAINER	(BUS-3)	1	27142058A
P6401	RETAINER	(BUS-4)	1	27142059A
P6500	PLUG	NPLG-7P163	1	25055179
P6550	PLUG	NPLG-2P83	1	25055099
P6560	PLUG	NPLG-2P83	1	25055099
P6601	SOCKET AS	NSAS-7P1673	1	2009991071AUL
P6601A	PLUG	NPLG-7P163	1	25055179
P6602	TRM	NTM-1P243(M1699)	1	25060312
P6602B	RETAINER	MET37-0002	1	27142009T
P6603	TRM	NTM-1P243(M1699)	1	25060312
P6603B	RETAINER	MET37-0002	1	27142009T
P7210A	SOCKET AS	NSAS-18P1674	1	2009991072UL
RL6601	RELAY	NRL-1P16A-DC12V-189	1	25065694
RL6602	RELAY	NRL-1P16A-DC12V-189	1	25065694
RL6611	RELAY	NRL-1P16A-DC12V-189	1	25065694
RL6612	RELAY	NRL-1P16A-DC12V-189	1	25065694

<b>U06</b>	<b>AMPLIFIER PC BOARD (NAASP-9050-1E/1Q)</b>
<b>U07</b>	<b>PHONO PC BOARD (NAASP-9051-1E/1Q)</b>
<b>U08</b>	<b>VIDEO PC BOARD (NAVD-9052-1E/1Q)</b>

REF. NO.	PART NAME	DESCRIPTION	Q'TY	PART NO. (SN)	REMARKS
Q2001	TR	RN1444-A	1	2216031R2	
Q2001 or	TR	RN1444-B	(1)	2216032R2	
Q2002	TR	RN1444-A	1	2216031R2	
Q2002 or	TR	RN1444-B	(1)	2216032R2	
Q2003	TR	RN1444-A	1	2216031R2	
Q2003 or	TR	RN1444-B	(1)	2216032R2	
Q2004	TR	RN1444-A	1	2216031R2	
Q2004 or	TR	RN1444-B	(1)	2216032R2	
Q2005	TR	RN1444-A	1	2216031R2	
Q2005 or	TR	RN1444-B	(1)	2216032R2	
Q2006	IC	TC74HC4051AF(EL_F)	1	222740515R2	
Q2007	IC	TC74HC4051AF(EL_F)	1	222740515R2	
Q2008	IC	TC74HC4051AF(EL_F)	1	222740515R2	
Q2009	IC	TC74HC4051AF(EL_F)	1	222740515R2	
Q2010	IC	TC74HC4051AF(EL_F)	1	222740515R2	
Q2011	IC	TC74HC4051AF(EL_F)	1	222740515R2	
Q2012	IC	NJM2587V	1	22242380R2	
Q2013	IC	NJM2587V	1	22242380R2	
Q2014	IC	MM1512	1	22241849R2	
Q2015	TR	RN1441	1	2215410R2	
Q2016	TR	RN1441	1	2215410R2	

Q2017	TR	RN1444-A	1	2216031R2
Q2017 or	TR	RN1444-B	(1)	2216032R2
Q2018	TR	RN1444-A	1	2216031R2
Q2018 or	TR	RN1444-B	(1)	2216032R2
Q2019	TR	RN1444-A	1	2216031R2
Q2019 or	TR	RN1444-B	(1)	2216032R2
Q2020	TR	RN1444-A	1	2216031R2
Q2020 or	TR	RN1444-B	(1)	2216032R2
Q2023	TR	KRA102S	1	2216220R2
Q2023 or	TR	RN2402	(1)	2214530R2
Q2024	TR	KTA1504-GR	1	2216185R2
Q2024 or	TR	2SA1162-GR	(1)	2214375R2
Q2025	TR	KRA102S	1	2216220R2
Q2025 or	TR	RN2402	(1)	2214530R2
Q2026	TR	KTA1504-GR	1	2216185R2
Q2026 or	TR	2SA1162-GR	(1)	2214375R2
Q2027	IC	NJU7312AM	1	22242210R2
Q2201	IC	NJW1321FP1	1	22242381R3
Q2204	TR	2SK3019	1	2216520R2
Q2205	TR	2SK3019	1	2216520R2
Q2206	IC	NJM2586AM	1	22242420R2
Q2501	IC	S18008TM	1	22242323R2
Q2502	TR	2SC2712-GR	1	2213145R2
Q2503	TR	RN1402	1	2214470R2
Q2504	IC	NJM2388F09	1	22242383
Q2504A	SCREW	3P+10FN(3BC)	1	82143010GR
Q2504B	HEAT SINK	RAD-196	1	27160545
Q2505	IC	NJM2386ADL3-05	1	22242382R2
Q2506	TR	RN2402	1	2214530R2
Q2507	TR	2SD1468S-R	1	2215024T
Q2509	IC	7905FA(NJM7905FA)	1	222790054JRC
Q2509A	SCREW	3P+10FN(3BC)	1	82143010GR
Q2511	TR	2SC2712-GR	1	2213145R2
Q2512	TR	2SA1162-GR	1	2214375R2
Q2605	TR	2SB1240-R	1	2213794T
Q2605 or	TR	2SB1240-Q	(1)	2213793T
Q2605 or	TR	2SB1240-P	(1)	2213792T
Q2606	TR	KRC102S	1	2216190R2
Q2606 or	TR	RN1402	(1)	2214470R2
Q4001	IC	NE5532APSR	1	22242283R2
Q4002	IC	NE5532APSR	1	22242283R2
Q4011	IC	NE5532APSR	1	22242283R2
Q4012	IC	NE5532APSR	1	22242283R2
Q4013	IC	NE5532APSR	1	22242283R2
Q4014	IC	NE5532APSR	1	22242283R2

Q4015	IC	NE5532APSR	1	22242283R2	
Q4016	IC	NE5532APSR	1	22242283R2	<NA906>
Q4017	TR	2SC2240-BL(TPE2_F)	1	2211406T	
Q4018	TR	2SC2240-BL(TPE2_F)	1	2211406T	
Q4019	TR	2SC2240-BL(TPE2_F)	1	2211406T	
Q4020	TR	2SC2240-BL(TPE2_F)	1	2211406T	
Q4021	TR	2SC2712-GR	1	2213145R2	
Q4022	TR	2SC2712-GR	1	2213145R2	
Q4023	IC	NE5532APSR	1	22242283R2	
Q4025	TR	RN1441	1	2215410R2	<NR906>
Q4026	TR	RN1441	1	2215410R2	<NR906>
Q4029	IC	TC94A46CFG	1	22242414R3	
Q4029 or	IC	TC94A46FG	(1)	22242103R3	
Q4030	IC	NE5532APSR	1	22242283R2	
Q4031	IC	NE5532APSR	1	22242283R2	
Q4032	IC	NE5532APSR	1	22242283R2	
Q4040	IC	NE5532APSR	1	22242283R2	
Q4041	IC	NE5532APSR	1	22242283R2	
Q4042	IC	NE5532APSR	1	22242283R2	
Q4043	IC	NE5532APSR	1	22242283R2	
Q4205	TR	RN1441	1	2215410R2	
Q4206	TR	RN1441	1	2215410R2	
Q4207	TR	RN1441	1	2215410R2	
Q4208	TR	RN1441	1	2215410R2	
Q4209	TR	RN1441	1	2215410R2	
Q4210	TR	RN1441	1	2215410R2	
Q4211	TR	RN1441	1	2215410R2	
Q4212	TR	RN1441	1	2215410R2	
Q4301	IC	NE5532APSR	1	22242283R2	
Q4302	IC	NE5532APSR	1	22242283R2	
Q4303	IC	NE5532APSR	1	22242283R2	
Q4304	IC	NJU7312AM	1	22242210R2	
Q4305	IC	NJU7313AM	1	22242211R2	
Q4306	IC	NJU7311AM	1	22242209R2	
Q4401	TR	2SA950-Y	1	2211504T	
Q4402	TR	2SC2120-Y	1	2211164T	
Q4403	TR	2SC2712-GR	1	2213145R2	
Q4404	TR	2SA1162-GR	1	2214375R2	
Q4405	IC	CS3318-CQZR	1	22242404R2	
Q4406	IC	NE5532APSR	1	22242283R2	
Q4407	TR	2SC2712-GR	1	2213145R2	
Q4408	TR	2SC2712-GR	1	2213145R2	
Q4501	TR	2SC2235-Y(TPE6_F)	1	2211654T	
Q4502	TR	2SC2235-Y(TPE6_F)	1	2211654T	
Q4503	TR	2SA965-Y(TPE6_F)	1	2211644T	

Q4504	TR	2SA965-Y(TPE6_F)	1	2211644T
Q4505	IC	NE5532APSR	1	22242283R2
Q4506	TR	2SC2712-GR	1	2213145R2
Q4610	TR	RN1441	1	2215410R2
Q4611	TR	RN1441	1	2215410R2
Q4612	TR	RN1441	1	2215410R2
Q4613	TR	RN1441	1	2215410R2
Q4614	TR	RN1441	1	2215410R2
Q4615	TR	RN1441	1	2215410R2
Q4616	TR	RN1441	1	2215410R2
Q4617	TR	RN1441	1	2215410R2
Q4620	TR	RN1441	1	2215410R2
Q4621	TR	RN1441	1	2215410R2
Q4622	TR	RN1441	1	2215410R2
Q4623	TR	RN1441	1	2215410R2
Q4624	TR	RN1441	1	2215410R2
Q4625	TR	RN1441	1	2215410R2
Q4626	TR	RN1441	1	2215410R2
Q4627	TR	RN1441	1	2215410R2
D2003	C-DIODE	ISS352	1	223234R2
D2003 or	C-DIODE	ISS355	(1)	223269R2
D2003 or	C-DIODE	MA2J1110GL	(1)	223302R2
D2004	C-DIODE	ISS352	1	223234R2
D2004 or	C-DIODE	ISS355	(1)	223269R2
D2004 or	C-DIODE	MA2J1110GL	(1)	223302R2
D2005	C-DIODE	ISS352	1	223234R2
D2005 or	C-DIODE	ISS355	(1)	223269R2
D2005 or	C-DIODE	MA2J1110GL	(1)	223302R2
D2006	C-DIODE	ISS352	1	223234R2
D2006 or	C-DIODE	ISS355	(1)	223269R2
D2006 or	C-DIODE	MA2J1110GL	(1)	223302R2
D2203	ZENER D	UDZ3.3B	1	224490330R2
D2203 or	ZENER D	UDZS3.3B	(1)	224550330R2
D2501	C-DIODE	CRS09(TE85L_Q)	1	223274R2
D2502	C-DIODE	ISS352	1	223234R2
D2502 or	C-DIODE	ISS355	(1)	223269R2
D2502 or	C-DIODE	MA2J1110GL	(1)	223302R2
D2503	C-DIODE	ISS352	1	223234R2
D2503 or	C-DIODE	ISS355	(1)	223269R2
D2503 or	C-DIODE	MA2J1110GL	(1)	223302R2
D2504	C-DIODE	ISS352	1	223234R2
D2504 or	C-DIODE	ISS355	(1)	223269R2
D2504 or	C-DIODE	MA2J1110GL	(1)	223302R2
D2505	C-DIODE	ISS352	1	223234R2
D2505 or	C-DIODE	ISS355	(1)	223269R2

D2505 or	C-DIODE	MA2J1110GL	( 1)	223302R2
D2506	ZENER D	UDZS10B	1	224551000R2
D2507	ZENER D	UDZS10B	1	224551000R2
D2508	C-DIODE	1SS352	1	223234R2
D2508 or	C-DIODE	1SS355	( 1)	223269R2
D2508 or	C-DIODE	MA2J1110GL	( 1)	223302R2
D2509	C-DIODE	1SS352	1	223234R2
D2509 or	C-DIODE	1SS355	( 1)	223269R2
D2509 or	C-DIODE	MA2J1110GL	( 1)	223302R2
D2510	DIODE	D10XB60H	1	22380337F
D2511	DIODE	RL1N4003	1	22380260T
D2512	C-DIODE	1SS352	1	223234R2
D2512 or	C-DIODE	1SS355	( 1)	223269R2
D2512 or	C-DIODE	MA2J1110GL	( 1)	223302R2
D2513	C-DIODE	1SS352	1	223234R2
D2513 or	C-DIODE	1SS355	( 1)	223269R2
D2513 or	C-DIODE	MA2J1110GL	( 1)	223302R2
D2605	C-DIODE	1SS352	1	223234R2
D2605 or	C-DIODE	1SS355	( 1)	223269R2
D2605 or	C-DIODE	MA2J1110GL	( 1)	223302R2
D2606	C-DIODE	1SS352	1	223234R2
D2606 or	C-DIODE	1SS355	( 1)	223269R2
D2606 or	C-DIODE	MA2J1110GL	( 1)	223302R2
D2607	DIODE	RL1N4003	1	22380260T
D4001	ZENER D	UDZS5.6B	1	224550560R2
D4002	ZENER D	UDZS5.6B	1	224550560R2
D4401	ZENER D	UDZS9.1B	1	224550910R2
D4402	ZENER D	UDZS9.1B	1	224550910R2
D4403	ZENER D	UDZ3.3B	1	224490330R2
D4403 or	ZENER D	UDZS3.3B	( 1)	224550330R2
D4404	C-DIODE	1SS352	1	223234R2
D4404 or	C-DIODE	1SS355	( 1)	223269R2
D4404 or	C-DIODE	MA2J1110GL	( 1)	223302R2
D4405	C-DIODE	1SS352	1	223234R2
D4405 or	C-DIODE	1SS355	( 1)	223269R2
D4405 or	C-DIODE	MA2J1110GL	( 1)	223302R2
D4501	C-DIODE	1SS352	1	223234R2
D4501 or	C-DIODE	1SS355	( 1)	223269R2
D4501 or	C-DIODE	MA2J1110GL	( 1)	223302R2
D4502	C-DIODE	1SS352	1	223234R2
D4502 or	C-DIODE	1SS355	( 1)	223269R2
D4502 or	C-DIODE	MA2J1110GL	( 1)	223302R2
D4503	C-DIODE	1SS352	1	223234R2
D4503 or	C-DIODE	1SS355	( 1)	223269R2
D4503 or	C-DIODE	MA2J1110GL	( 1)	223302R2

D4504	C-DIODE	ISS352	1	223234R2
D4504 or	C-DIODE	ISS355	(1)	223269R2
D4504 or	C-DIODE	MA2J1110GL	(1)	223302R2
D4505	C-DIODE	ISS352	1	223234R2
D4505 or	C-DIODE	ISS355	(1)	223269R2
D4505 or	C-DIODE	MA2J1110GL	(1)	223302R2
D4506	C-DIODE	ISS352	1	223234R2
D4506 or	C-DIODE	ISS355	(1)	223269R2
D4506 or	C-DIODE	MA2J1110GL	(1)	223302R2
D4507	C-DIODE	ISS352	1	223234R2
D4507 or	C-DIODE	ISS355	(1)	223269R2
D4507 or	C-DIODE	MA2J1110GL	(1)	223302R2
D4508	C-DIODE	ISS352	1	223234R2
D4508 or	C-DIODE	ISS355	(1)	223269R2
D4508 or	C-DIODE	MA2J1110GL	(1)	223302R2
D4509	C-DIODE	ISS352	1	223234R2
D4509 or	C-DIODE	ISS355	(1)	223269R2
D4509 or	C-DIODE	MA2J1110GL	(1)	223302R2
L2501	CHOKE COIL	BLM21PG221SN1	1	230949R2
L2502	CHOKE COIL	NCH-2541	1	231363K470A
L2502 or	COIL	0182-7310-470K-RB	(1)	231389
L2603	EMIFIL	BK1608LM182-T	1	230958R1
L2604	EMIFIL	BK1608LM182-T	1	230958R1
C2001	C-CERA C	CK725F1E-104Z1	1	332161040R1
C2002	UTSP C	CE04W50V-10M(UTSP)	1	397581007T
C2003	UTSP C	CE04W50V-10M(UTSP)	1	397581007T
C2004	C-CERA C	CK725F1E-104Z1	1	332161040R1
C2005	UTSP C	CE04W50V-10M(UTSP)	1	397581007T
C2006	UTSP C	CE04W50V-10M(UTSP)	1	397581007T
C2007	C-CERA C	CK725B1H-102K1	1	332101025R1
C2008	C-CERA C	CK725F1E-104Z1	1	332161040R1
C2009	UTSP C	CE04W50V-10M(UTSP)	1	397581007T
C2010	UTSP C	CE04W50V-10M(UTSP)	1	397581007T
C2011	C-CERA C	CK725B1H-102K1	1	332101025R1
C2012	C-CERA C	CK725F1E-104Z1	1	332161040R1
C2013	UTSP C	CE04W50V-10M(UTSP)	1	397581007T
C2014	UTSP C	CE04W50V-10M(UTSP)	1	397581007T
C2015	C-CERA C	CK725B1H-102K1	1	332101025R1
C2016	C-CERA C	CK725F1E-104Z1	1	332161040R1
C2017	UTSP C	CE04W50V-10M(UTSP)	1	397581007T
C2018	UTSP C	CE04W50V-10M(UTSP)	1	397581007T
C2019	C-CERA C	CK725B1H-102K1	1	332101025R1
C2020	C-CERA C	CK725B1H-102K1	1	332101025R1
C2024	C-CERA C	CK725F1E-104Z1	1	332161040R1
C2025	VR C	CE04W6.3V-470M(VR)	1	394624717T

C2026	VR C	CE04W6.3V-470M(VR)	1	394624717T
C2027	C-CERA C	CK725F1E-104Z1	1	332161040R1
C2028	C-CERA C	CK725F1E-104Z1	1	332161040R1
C2029	C-CERA C	CK725F1E-104Z1	1	332161040R1
C2030	C-CERA C	CK725F1E-104Z1	1	332161040R1
C2031	C-CERA C	CK725F1E-104Z1	1	332161040R1
C2032	C-CERA C	CK725F1E-104Z1	1	332161040R1
C2033	C-CERA C	CK725F1E-104Z1	1	332161040R1
C2034	C-CERA C	CK725F1E-104Z1	1	332161040R1
C2035	C-CERA C	CK725F1E-104Z1	1	332161040R1
C2036	C-CERA C	CK725F1E-104Z1	1	332161040R1
C2037	C-CERA C	CK725F1E-104Z1	1	332161040R1
C2038	C-CERA C	CK725F1E-104Z1	1	332161040R1
C2043	C-CERA C	CK725F1E-104Z1	1	332161040R1
C2044	C-CERA C	CK725F1E-104Z1	1	332161040R1
C2045	C-CERA C	CK725F1E-104Z1	1	332161040R1
C2046	C-CERA C	CK725F1E-104Z1	1	332161040R1
C2047	C-CERA C	CK725F1E-104Z1	1	332161040R1
C2048	C-CERA C	CK725F1E-104Z1	1	332161040R1
C2049	C-CERA C	CK725F1E-104Z1	1	332161040R1
C2050	C-CERA C	CK725F1E-104Z1	1	332161040R1
C2051	C-CERA C	CK725F1E-104Z1	1	332161040R1
C2052	C-CERA C	CK725F1E-104Z1	1	332161040R1
C2053	C-CERA C	CK725F1E-104Z1	1	332161040R1
C2054	C-CERA C	CK725F1E-104Z1	1	332161040R1
C2055	C-CERA C	CK725F1E-104Z1	1	332161040R1
C2056	C-CERA C	CK725F1E-104Z1	1	332161040R1
C2057	C-CERA C	CK725F1E-104Z1	1	332161040R1
C2058	C-CERA C	CK725F1E-104Z1	1	332161040R1
C2061	VR C	CE04W6.3V-470M(VR)	1	394624717T
C2062	VR C	CE04W6.3V-470M(VR)	1	394624717T
C2063	UTSP C	CE04W50V-22M(UTSP)	1	397582207T
C2064	VR C	CE04W16V-100M(VR)	1	394641017T
C2065	UTSP C	CE04W50V-1M(UTSP)	1	397580107T
C2066	C-CERA C	CK725B1H-103K1	1	332101035R1
C2067	VR C	CE04W6.3V-220M(VR)	1	394622217T
C2068	C-CERA C	CK725F1E-104Z1	1	332161040R1
C2069	C-CERA C	CK725F1E-104Z1	1	332161040R1
C2070	VR C	CE04W6.3V-470M(VR)	1	394624717T
C2071	VR C	CE04W6.3V-470M(VR)	1	394624717T
C2072	C-CERA C	CK725F1E-104Z1	1	332161040R1
C2073	VR C	CE04W6.3V-470M(VR)	1	394624717T
C2074	VR C	CE04W6.3V-470M(VR)	1	394624717T
C2075	C-CERA C	CK725F1E-104Z1	1	332161040R1
C2076	VR C	CE04W6.3V-470M(VR)	1	394624717T

C2077	VR C	CE04W6.3V-470M(VR)	1	394624717T
C2078	VR C	CE04W6.3V-470M(VR)	1	394624717T
C2082	C-CERA C	CK725F1E-104Z1	1	332161040R1
C2083	C-CERA C	CK725F1E-104Z1	1	332161040R1
C2084	C-CERA C	CK725F1E-104Z1	1	332161040R1
C2085	C-CERA C	CK725F1E-104Z1	1	332161040R1
C2086	C-CERA C	CK725F1E-104Z1	1	332161040R1
C2087	C-CERA C	CK725F1E-104Z1	1	332161040R1
C2088	C-CERA C	CK725F1E-104Z1	1	332161040R1
C2089	C-CERA C	CK725F1E-104Z1	1	332161040R1
C2090	UTSP C	CE04W50V-10M(UTSP)	1	397581007T
C2091	UTSP C	CE04W50V-10M(UTSP)	1	397581007T
C2092	C-CERA C	CK725F1E-104Z1	1	332161040R1
C2201	UTSP C	CE04W50V-1M(UTSP)	1	397580107T
C2202	C-CERA C	CK725F1E-104Z1	1	332161040R1
C2203	UTSP C	CE04W50V-1M(UTSP)	1	397580107T
C2204	C-CERA C	CK725F1E-104Z1	1	332161040R1
C2205	UTSP C	CE04W50V-1M(UTSP)	1	397580107T
C2206	C-CERA C	CK725F1E-104Z1	1	332161040R1
C2207	UTSP C	CE04W50V-1M(UTSP)	1	397580107T
C2208	C-CERA C	CK725F1E-104Z1	1	332161040R1
C2209	UTSP C	CE04W50V-1M(UTSP)	1	397580107T
C2210	C-CERA C	CK725F1E-104Z1	1	332161040R1
C2211	UTSP C	CE04W50V-1M(UTSP)	1	397580107T
C2212	C-CERA C	CK725F1E-104Z1	1	332161040R1
C2214	UTSP C	CE04W50V-1M(UTSP)	1	397580107T
C2215	C-CERA C	CK725F1E-104Z1	1	332161040R1
C2216	UTSP C	CE04W50V-1M(UTSP)	1	397580107T
C2217	C-CERA C	CK725F1E-104Z1	1	332161040R1
C2218	UTSP C	CE04W50V-1M(UTSP)	1	397580107T
C2219	C-CERA C	CK725F1E-104Z1	1	332161040R1
C2221	C-CERA C	CK725B1H-102K1	1	332101025R1
C2222	C-CERA C	CK725F1E-104Z1	1	332161040R1
C2223	C-CERA C	CK725F1E-104Z1	1	332161040R1
C2224	C-CERA C	CK725F1E-104Z1	1	332161040R1
C2225	C-CERA C	CK725F1E-104Z1	1	332161040R1
C2226	C-CERA C	CK725F1E-104Z1	1	332161040R1
C2227	UTSP C	CE04W50V-1M(UTSP)	1	397580107T
C2228	C-CERA C	CK725F1E-104Z1	1	332161040R1
C2229	UTSP C	CE04W50V-10M(UTSP)	1	397581007T
C2230	C-CERA C	CK725F1E-104Z1	1	332161040R1
C2231	UTSP C	CE04W50V-10M(UTSP)	1	397581007T
C2232	C-CERA C	CK725F1E-104Z1	1	332161040R1
C2233	C-CERA C	CK725F1E-104Z1	1	332161040R1
C2234	C-CERA C	CK725F1E-104Z1	1	332161040R1

C2235	VR C	CE04W16V-220M(VR)	1	394642217T
C2236	C-CERA C	CK725F1E-104Z1	1	332161040R1
C2237	UTSP C	CE04W50V-10M(UTSP)	1	397581007T
C2239	UTSP C	CE04W50V-10M(UTSP)	1	397581007T
C2240	C-CERA C	CK725F1E-104Z1	1	332161040R1
C2241	UTSP C	CE04W50V-10M(UTSP)	1	397581007T
C2242	C-CERA C	CK725F1E-104Z1	1	332161040R1
C2243	UTSP C	CE04W50V-10M(UTSP)	1	397581007T
C2244	C-CERA C	CK725F1E-104Z1	1	332161040R1
C2245	C-CERA C	CK725F1E-104Z1	1	332161040R1
C2246	VR C	CE04W6.3V-220M(VR)	1	394622217T
C2248	VR C	CE04W6.3V-220M(VR)	1	394622217T
C2249	C-CERA C	CK725F1E-104Z1	1	332161040R1
C2250	UTSP C	CE04W50V-10M(UTSP)	1	397581007T
C2262	UTSP C	CE04W50V-10M(UTSP)	1	397581007T
C2263	UTSP C	CE04W50V-10M(UTSP)	1	397581007T
C2264	UTSP C	CE04W50V-10M(UTSP)	1	397581007T
C2265	UTSP C	CE04W50V-10M(UTSP)	1	397581007T
C2266	C-CERA C	CK725F1E-104Z1	1	332161040R1
C2267	UTSP C	CE04W50V-10M(UTSP)	1	397581007T
C2501	VR C	CE04W16V-470M(VR)	1	394644717T
C2502	C-CERA C	CK725B1H-223K1	1	332102235R1
C2503	C-CERA C	CK725F1E-104Z1	1	332161040R1
C2504	VR C	CE04W16V-470M(VR)	1	394644717T
C2505	TF C	ECQ-V50V-104J	1	374721044T
C2507	ELECT C	CE04W16V-10000M(VZ)	1	394541037S
C2508	VR C	CE04W25V-2200M(VR)	1	394652227S
C2509	UTSP C	CE04W50V-1M(UTSP)	1	397580107T
C2510	VR C	CE04W16V-100M(VR)	1	394641017T
C2511	UTSP C	CE04W50V-1M(UTSP)	1	397580107T
C2512	VR C	CE04W16V-100M(VR)	1	394641017T
C2513	UTSP C	CE04W50V-22M(UTSP)	1	397582207T
C2514	UTSP C	CE04W50V-22M(UTSP)	1	397582207T
C2515	UTSP C	CE04W50V-1M(UTSP)	1	397580107T
C2516	VR C	CE04W16V-100M(VR)	1	394641017T
C2601	C-CERA C	CK725B1H-102K1	1	332101025R1
C2602	C-CERA C	CK725B1H-102K1	1	332101025R1
C2605	C-CERA C	CC725CH1H-101J1	1	342101014R1
C2607	C-CERA C	CC725CH1H-101J1	1	342101014R1
C4001	TF C	ECQ-B50V-221K	1	374722215T
C4002	TF C	ECQ-B50V-221K	1	374722215T
C4003	C-CERA C	CC725CH1H-221J1	1	342102214R1
C4004	C-CERA C	CC725CH1H-221J1	1	342102214R1
C4005	C-CERA C	CC725CH1H-221J1	1	342102214R1
C4006	C-CERA C	CC725CH1H-221J1	1	342102214R1

C4007	C-CERA C	CC725CH1H-221J1	1	342102214R1	
C4008	C-CERA C	CC725CH1H-221J1	1	342102214R1	
C4009	C-CERA C	CC725CH1H-221J1	1	342102214R1	
C4010	C-CERA C	CC725CH1H-221J1	1	342102214R1	
C4011	C-CERA C	CC725CH1H-221J1	1	342102214R1	
C4012	C-CERA C	CC725CH1H-221J1	1	342102214R1	
C4013	C-CERA C	CC725CH1H-221J1	1	342102214R1	
C4014	C-CERA C	CC725CH1H-221J1	1	342102214R1	
C4015	C-CERA C	CC725CH1H-221J1	1	342102214R1	
C4016	C-CERA C	CC725CH1H-221J1	1	342102214R1	
C4017	TF C	ECQ-B50V-221K	1	374722215T	
C4018	TF C	ECQ-B50V-221K	1	374722215T	
C4019	UTSP C	CE04W50V 47M(UTSP)	1	397584707T	
C4020	UTSP C	CE04W50V 47M(UTSP)	1	397584707T	
C4023	UTSP C	CE04W50V 47M(UTSP)	1	397584707T	
C4024	UTSP C	CE04W50V 47M(UTSP)	1	397584707T	
C4027	UTSP C	CE04W50V 47M(UTSP)	1	397584707T	
C4028	UTSP C	CE04W50V 47M(UTSP)	1	397584707T	
C4031	UTSP C	CE04W50V 47M(UTSP)	1	397584707T	
C4032	UTSP C	CE04W50V 47M(UTSP)	1	397584707T	
C4035	UTSP C	CE04W50V 47M(UTSP)	1	397584707T	
C4036	UTSP C	CE04W50V 47M(UTSP)	1	397584707T	
C4039	UTSP C	CE04W50V 47M(UTSP)	1	397584707T	
C4040	UTSP C	CE04W50V 47M(UTSP)	1	397584707T	
C4043	UTSP C	CE04W50V 47M(UTSP)	1	397584707T	
C4044	UTSP C	CE04W50V 47M(UTSP)	1	397584707T	
C4055	TF C	ECQ-B50V-221K	1	374722215T	
C4056	TF C	ECQ-B50V-221K	1	374722215T	
C4057	UTSP C	CE04W50V 47M(UTSP)	1	397584707T	
C4058	UTSP C	CE04W50V 47M(UTSP)	1	397584707T	
C4059	UTSP C	CE04W50V 47M(UTSP)	1	397584707T	
C4060	UTSP C	CE04W50V 47M(UTSP)	1	397584707T	
C4061	UTSP C	CE04W25V-220M(UTSP)	1	397552217T	
C4062	UTSP C	CE04W25V-220M(UTSP)	1	397552217T	
C4063	TF C	ECQ-B50V-682J	1	374726824T	
C4064	TF C	ECQ-B50V-682J	1	374726824T	
C4065	TF C	ECQ-B50V-182J	1	374721824T	
C4066	TF C	ECQ-B50V-182J	1	374721824T	
C4067	UTSP C	CE04W50V-22M(UTSP)	1	397582207T	
C4068	UTSP C	CE04W50V-22M(UTSP)	1	397582207T	
C4069	TF C	ECQ-B50V-222J	1	374722224T	
C4070	TF C	ECQ-B50V-222J	1	374722224T	
C4073	C-CERA C	CC725CH1H-221J1	1	342102214R1	<NA906>
C4074	C-CERA C	CC725CH1H-221J1	1	342102214R1	<NA906>
C4075	UTSP C	CE04W50V-10M(UTSP)	1	397581007T	<NA906>

C4076	UTSP C	CE04W50V-10M(UTSP)	1	397581007T	<NA906>
C4079	UTSP C	CE04W25V-220M(UTSP)	1	397552217T	
C4080	UTSP C	CE04W25V-220M(UTSP)	1	397552217T	
C4081	UTSP C	CE04W50V-100M(UTSP)	1	397581017T	
C4083	UTSP C	CE04W50V-100M(UTSP)	1	397581017T	
C4085	UTSP C	CE04W50V-100M(UTSP)	1	397581017T	
C4087	TRM(TEST PIN)	TP00509-3C	1	25060406T	
C4088	TRM(TEST PIN)	TP00509-3C	1	25060406T	
C4089	TRM(TEST PIN)	TP00509-3C	1	25060406T	
C4090	TRM(TEST PIN)	TP00509-3C	1	25060406T	
C4091	TF C	ECQ-B50V-102J	1	374721024T	
C4094	UTSP C	CE04W50V-100M(UTSP)	1	397581017T	
C4101	UTSP C	CE04W50V 47M(UTSP)	1	397584707T	
C4102	UTSP C	CE04W50V 47M(UTSP)	1	397584707T	
C4103	UTSP C	CE04W50V 47M(UTSP)	1	397584707T	
C4104	UTSP C	CE04W50V 47M(UTSP)	1	397584707T	
C4105	UTSP C	CE04W50V 47M(UTSP)	1	397584707T	
C4106	UTSP C	CE04W50V 47M(UTSP)	1	397584707T	
C4107	UTSP C	CE04W50V 47M(UTSP)	1	397584707T	
C4108	UTSP C	CE04W50V 47M(UTSP)	1	397584707T	
C4111	UTSP C	CE04W50V 47M(UTSP)	1	397584707T	
C4112	UTSP C	CE04W50V 47M(UTSP)	1	397584707T	
C4119	UTSP C	CE04W50V 47M(UTSP)	1	397584707T	<NR906>
C4120	UTSP C	CE04W50V 47M(UTSP)	1	397584707T	<NR906>
C4175	C-CERA C	CC725SL1E-152J1	1	342131524R1	
C4176	C-CERA C	CC725SL1E-152J1	1	342131524R1	
C4177	C-CERA C	CC725CH1H-221J1	1	342102214R1	
C4178	C-CERA C	CC725CH1H-221J1	1	342102214R1	
C4215	UTSP C	CE04W50V 47M(UTSP)	1	397584707T	
C4216	UTSP C	CE04W50V 47M(UTSP)	1	397584707T	
C4217	C-CERA C	CC725CH1H-221J1	1	342102214R1	
C4218	C-CERA C	CC725CH1H-221J1	1	342102214R1	
C4219	UTSP C	CE04W50V 47M(UTSP)	1	397584707T	
C4220	UTSP C	CE04W50V 47M(UTSP)	1	397584707T	
C4221	C-CERA C	CC725CH1H-221J1	1	342102214R1	
C4222	C-CERA C	CC725CH1H-221J1	1	342102214R1	
C4243	C-CERA C	CC725CH1H-102J1	1	342101024R1	
C4302	UTSP C	CE04W50V-100M(UTSP)	1	397581017T	
C4311	C-CERA C	CC725CH1H-101J1	1	342101014R1	
C4312	C-CERA C	CC725CH1H-101J1	1	342101014R1	
C4313	C-CERA C	CC725CH1H-101J1	1	342101014R1	
C4314	C-CERA C	CC725CH1H-101J1	1	342101014R1	
C4315	UTSP C	CE04W50V 47M(UTSP)	1	397584707T	
C4316	UTSP C	CE04W50V 47M(UTSP)	1	397584707T	
C4319	C-CERA C	CC725CH1H-101J1	1	342101014R1	

C4320	C-CERA C	CC725CH1H-101J1	1	342101014R1
C4321	UTSP C	CE04W50V 47M(UTSP)	1	397584707T
C4322	UTSP C	CE04W50V 47M(UTSP)	1	397584707T
C4401	UTSP C	CE04W25V-100M(UTSP)	1	397551017T
C4402	UTSP C	CE04W25V-100M(UTSP)	1	397551017T
C4403	UTSP C	CE04W50V 47M(UTSP)	1	397584707T
C4404	UTSP C	CE04W50V 47M(UTSP)	1	397584707T
C4405	UTSP C	CE04W25V-220M(UTSP)	1	397552217T
C4406	UTSP C	CE04W25V-220M(UTSP)	1	397552217T
C4407	UTSP C	CE04W50V 47M(UTSP)	1	397584707T
C4408	C-CERA C	CK725F1H-104Z1	1	332151040R1
C4409	C-CERA C	CC725CH1H-101J1	1	342101014R1
C4410	C-CERA C	CC725CH1H-101J1	1	342101014R1
C4411	C-CERA C	CC725CH1H-101J1	1	342101014R1
C4412	C-CERA C	CC725CH1H-101J1	1	342101014R1
C4413	UTSP C	CE04W50V-10M(UTSP)	1	397581007T
C4414	UTSP C	CE04W50V-10M(UTSP)	1	397581007T
C4415	UTSP C	CE04W50V-10M(UTSP)	1	397581007T
C4416	UTSP C	CE04W50V-10M(UTSP)	1	397581007T
C4417	UTSP C	CE04W50V-100M(UTSP)	1	397581017T
C4419	C-CERA C	CC725CH1H-102J1	1	342101024R1
C4420	UTSP C	CE04W50V-10M(UTSP)	1	397581007T
C4421	TRM(TEST PIN)	TP00509-3C	1	25060406T
C4422	TRM(TEST PIN)	TP00509-3C	1	25060406T
C4423	TF C	ECQ-V50V-104J	1	374721044T
C4424	TF C	ECQ-V50V-104J	1	374721044T
C4501	UTSP C	CE04W50V 47M(UTSP)	1	397584707T
C4502	UTSP C	CE04W50V 47M(UTSP)	1	397584707T
C4503	C-CERA C	CC725CH1H-101J1	1	342101014R1
C4504	C-CERA C	CC725CH1H-101J1	1	342101014R1
C4505	TF C	ECQ-V50V-104J	1	374721044T
C4600	C-CERA C	CC725CH1H-221J1	1	342102214R1
C4601	C-CERA C	CC725CH1H-221J1	1	342102214R1
C4602	C-CERA C	CC725CH1H-221J1	1	342102214R1
C4603	C-CERA C	CC725CH1H-221J1	1	342102214R1
C4604	C-CERA C	CC725CH1H-221J1	1	342102214R1
C4605	C-CERA C	CC725CH1H-221J1	1	342102214R1
C4606	C-CERA C	CC725CH1H-221J1	1	342102214R1
C4607	C-CERA C	CC725CH1H-221J1	1	342102214R1
C4610	UTSP C	CE04W50V 47M(UTSP)	1	397584707T
C4611	UTSP C	CE04W50V 47M(UTSP)	1	397584707T
C4612	UTSP C	CE04W50V 47M(UTSP)	1	397584707T
C4613	UTSP C	CE04W50V 47M(UTSP)	1	397584707T
C4614	UTSP C	CE04W50V 47M(UTSP)	1	397584707T
C4615	UTSP C	CE04W50V 47M(UTSP)	1	397584707T

C4616	UTSP C	CE04W50V 47M(UTSP)	1	397584707T
C4617	UTSP C	CE04W50V 47M(UTSP)	1	397584707T
C4622	UTSP C	CE04W50V 47M(UTSP)	1	397584707T
C4623	UTSP C	CE04W50V 47M(UTSP)	1	397584707T
C4624	UTSP C	CE04W50V 47M(UTSP)	1	397584707T
C4625	UTSP C	CE04W50V 47M(UTSP)	1	397584707T
C4626	UTSP C	CE04W50V 47M(UTSP)	1	397584707T
C4627	UTSP C	CE04W50V 47M(UTSP)	1	397584707T
C4630	C-CERA C	CC725CH1H-221J1	1	342102214R1
C4631	C-CERA C	CC725CH1H-221J1	1	342102214R1
C4632	C-CERA C	CC725CH1H-221J1	1	342102214R1
C4633	C-CERA C	CC725CH1H-221J1	1	342102214R1
C4634	C-CERA C	CC725CH1H-221J1	1	342102214R1
C4635	C-CERA C	CC725CH1H-221J1	1	342102214R1
C4636	C-CERA C	CC725CH1H-221J1	1	342102214R1
C4637	C-CERA C	CC725CH1H-221J1	1	342102214R1
C4650	UTSJ C	CE04W50V-47M(UTSJ)	1	398084707T
C4651	UTSJ C	CE04W50V-47M(UTSJ)	1	398084707T
C4652	UTSJ C	CE04W50V-47M(UTSJ)	1	398084707T
C4653	UTSJ C	CE04W50V-47M(UTSJ)	1	398084707T
C4654	UTSJ C	CE04W50V-47M(UTSJ)	1	398084707T
C4655	UTSJ C	CE04W50V-47M(UTSJ)	1	398084707T
C4656	UTSJ C	CE04W50V-47M(UTSJ)	1	398084707T
C4657	UTSJ C	CE04W50V-47M(UTSJ)	1	398084707T
R2001	C-CARBON R	RN72K1J-750JE	1	435037504R1
R2002	C-CARBON R	RN72K1J-750JE	1	435037504R1
R2003	C-CARBON R	RN72K1J-750JE	1	435037504R1
R2004	C-CARBON R	RN72K1J-750JE	1	435037504R1
R2005	C-CARBON R	RN72K1J-750JE	1	435037504R1
R2006	C-CARBON R	RN72K1J-750JE	1	435037504R1
R2007	C-CARBON R	RN72K1J-750JE	1	435037504R1
R2008	C-CARBON R	RN72K1J-750JE	1	435037504R1
R2009	C-CARBON R	RN72K1J-750JE	1	435037504R1
R2010	C-CARBON R	RN72K1J-750JE	1	435037504R1
R2011	C-CARBON R	RN72K1J-750JE	1	435037504R1
R2012	C-CARBON R	RN72K1J-750JE	1	435037504R1
R2013	C-CARBON R	RN72K1J-104JE	1	435031044R1
R2014	C-CARBON R	RN72K1J-104JE	1	435031044R1
R2015	C-CARBON R	RN72K1J-104JE	1	435031044R1
R2016	C-CARBON R	RN72K1J-750JE	1	435037504R1
R2017	C-CARBON R	RN72K1J-750JE	1	435037504R1
R2018	C-CARBON R	RN72K1J-750JE	1	435037504R1
R2019	C-CARBON R	RN72K1J-750JE	1	435037504R1
R2020	C-CARBON R	RN72K1J-750JE	1	435037504R1
R2021	C-CARBON R	RN72K1J-750JE	1	435037504R1

R2022	C-CARBON R	RN72K1J-750JE	1	435037504R1
R2023	C-CARBON R	RN72K1J-750JE	1	435037504R1
R2024	C-CARBON R	RN72K1J-750JE	1	435037504R1
R2025	C-CARBON R	RN72K1J-104JE	1	435031044R1
R2026	C-CARBON R	RN72K1J-104JE	1	435031044R1
R2027	C-CARBON R	RN72K1J-104JE	1	435031044R1
R2028	C-CARBON R	RN72K1J-750JE	1	435037504R1
R2029	C-CARBON R	RN72K1J-104JE	1	435031044R1
R2030	C-CARBON R	RN72K1J-103JE	1	435031034R1
R2031	C-CARBON R	RN72K1J-103JE	1	435031034R1
R2032	C-CARBON R	RN72K1J-103JE	1	435031034R1
R2033	C-CARBON R	RN72K1J-104JE	1	435031044R1
R2034	C-CARBON R	RN72K1J-104JE	1	435031044R1
R2035	C-CARBON R	RN72K1J-103JE	1	435031034R1
R2036	C-CARBON R	RN72K1J-103JE	1	435031034R1
R2038	C-CARBON R	RN72K1J-104JE	1	435031044R1
R2039	C-CARBON R	RN72K1J-104JE	1	435031044R1
R2040	C-CARBON R	RN72K1J-104JE	1	435031044R1
R2041	C-CARBON R	RN72K1J-104JE	1	435031044R1
R2042	C-CARBON R	RN72K1J-104JE	1	435031044R1
R2043	C-CARBON R	RN72K1J-104JE	1	435031044R1
R2046	C-CARBON R	RN72K1J-022JE	1	435030224R1
R2047	C-CARBON R	RN72K1J-022JE	1	435030224R1
R2052	C-CARBON R	RN72K1J-151JE	1	435031514R1
R2053	C-CARBON R	RN72K1J-151JE	1	435031514R1
R2054	C-CARBON R	RN72K1J-151JE	1	435031514R1
R2055	C-CARBON R	RN72K1J-151JE	1	435031514R1
R2056	C-CARBON R	RN72K1J-047JE	1	435030474R1
R2057	C-CARBON R	RN72K1J-750JE	1	435037504R1
R2058	C-CARBON R	RN72K1J-750JE	1	435037504R1
R2059	C-CARBON R	RN72K1J-750JE	1	435037504R1
R2060	C-CARBON R	RN72K1J-104JE	1	435031044R1
R2061	C-CARBON R	RN72K1J-102JE	1	435031024R1
R2062	C-CARBON R	RN72K1J-102JE	1	435031024R1
R2063	C-CARBON R	RN72K1J-103JE	1	435031034R1
R2064	C-CARBON R	RN72K1J-103JE	1	435031034R1
R2065	C-CARBON R	RN72K1J-103JE	1	435031034R1
R2066	C-CARBON R	RN72K1J-104JE	1	435031044R1
R2067	C-CARBON R	RN72K1J-103JE	1	435031034R1
R2068	C-CARBON R	RN72K1J-103JE	1	435031034R1
R2069	C-CARBON R	RN72K1J-104JE	1	435031044R1
R2070	C-CARBON R	RN72K1J-103JE	1	435031034R1
R2074	C-CARBON R	RN72K1J-103JE	1	435031034R1
R2075	C-CARBON R	RN72K1J-680JE	1	435036804R1
R2076	C-CARBON R	RN72K1J-222JE	1	435032224R1

R2077	C-CARBON R	RN72K1J-333JE	1	435033334R1
R2078	C-CARBON R	RN72K1J-103JE	1	435031034R1
R2079	C-CARBON R	RN72K1J-680JE	1	435036804R1
R2080	C-CARBON R	RN72K1J-222JE	1	435032224R1
R2081	C-CARBON R	RN72K1J-333JE	1	435033334R1
R2082	C-CARBON R	RN72K1J-102JE	1	435031024R1
R2083	C-CARBON R	RN72K1J-102JE	1	435031024R1
R2084	C-CARBON R	RN72K1J-102JE	1	435031024R1
R2085	C-CARBON R	RN72K1J-221JE	1	435032214R1
R2086	C-CARBON R	RN72K1J-221JE	1	435032214R1
R2201	C-CARBON R	RN72K1J-750JE	1	435037504R1
R2202	C-CARBON R	RN72K1J-750JE	1	435037504R1
R2203	C-CARBON R	RN72K1J-750JE	1	435037504R1
R2204	C-CARBON R	RN72K1J-750JE	1	435037504R1
R2205	C-CARBON R	RN72K1J-750JE	1	435037504R1
R2206	C-CARBON R	RN72K1J-750JE	1	435037504R1
R2207	C-CARBON R	RN72K1J-750JE	1	435037504R1
R2208	C-CARBON R	RN72K1J-750JE	1	435037504R1
R2209	C-CARBON R	RN72K1J-750JE	1	435037504R1
R2216	C-CARBON R	RN72K1J-103JE	1	435031034R1
R2217	C-CARBON R	RN72K1J-101JE	1	435031014R1
R2218	C-CARBON R	RN72K1J-101JE	1	435031014R1
R2219	C-CARBON R	RN72K1J-022JE	1	435030224R1
R2220	C-CARBON R	RN72K1J-102JE	1	435031024R1
R2221	C-CARBON R	RN72K1J-102JE	1	435031024R1
R2222	C-CARBON R	RN72K1J-102JE	1	435031024R1
R2223	C-CARBON R	RN72K1J-102JE	1	435031024R1
R2227	C-CARBON R	RN72K1J-103JE	1	435031034R1
R2228	C-CARBON R	RN72K1J-103JE	1	435031034R1
R2229	C-CARBON R	RN72K1J-222JE	1	435032224R1
R2230	C-CARBON R	RN72K1J-102JE	1	435031024R1
R2231	C-CARBON R	RN72K1J-022JE	1	435030224R1
R2233	C-CARBON R	RN72K1J-330JE	1	435033304R1
R2234	C-CARBON R	RN72K1J-330JE	1	435033304R1
R2235	C-CARBON R	RN72K1J-330JE	1	435033304R1
R2237	C-CARBON R	RN72K1J-750JE	1	435037504R1
R2238	C-CARBON R	RN72K1J-033JE	1	435030334R1
R2239	C-CARBON R	RN72K1J-033JE	1	435030334R1
R2240	C-CARBON R	RN72K1J-033JE	1	435030334R1
R2241	C-CARBON R	RN72K1J-750JE	1	435037504R1
R2242	C-CARBON R	RN72K1J-750JE	1	435037504R1
R2246	C-CARBON R	RN72K1J-022JE	1	435030224R1
R2247	C-CARBON R	RN72K1J-102JE	1	435031024R1
R2248	C-CARBON R	RN72K1J-104JE	1	435031044R1
R2250	C-CARBON R	RN72K1J-271JE	1	435032714R1

R2263	C-CARBON R	RN72K1J-104JE	1	435031044R1
R2271	C-CARBON R	RN72K1J-103JE	1	435031034R1
R2501	C-CARBON R	RN72K1J-103JE	1	435031034R1
R2502	C-CARBON R	RN72K1J-103JE	1	435031034R1
R2503	C-CARBON R	RN72K1J-821JE	1	435038214R1
R2504	C-CARBON R	RN72K1J-103JE	1	435031034R1
R2505	METAL R	RNU1/2WCJ-0.47	1	453534794T
R2506	C-CARBON R	RN72K1J-103JE	1	435031034R1
R2507	METAL R	RNU1/2WCJ-0.22	1	453532294T
R2508	C-CARBON R	RN72K1J-102JE	1	435031024R1
R2509	C-CARBON R	RN72K1J-473JE	1	435034734R1
R2510	METAL R	RNU1WCJ-0.22	1	453632294T
R2511	C-CARBON R	RN72K2E-015JE	1	435220154R1
R2512	METAL R	RNU2WCJ-4.7	1	452730474F
R2513	METAL R	RNU2WCJ-4.7	1	452730474F
R2514	METAL R	RNU2WCJ-4.7	1	452730474F
R2515	C-CARBON R	RN72K1J-471JE	1	435034714R1
R2516	C-CARBON R	RN72K1J-471JE	1	435034714R1
R2601	C-CARBON R	RN72K1J-101JE	1	435031014R1
R2602	C-CARBON R	RN72K1J-101JE	1	435031014R1
R2609	C-CARBON R	RN72K1J-039JE	1	435030394R1
R2610	C-CARBON R	RN72K1J-224JE	1	435032244R1
R2611	C-CARBON R	RN72K1J-102JE	1	435031024R1
R2616	C-CARBON R	RN72K1J-000JE	1	435030004R1
R2617	C-CARBON R	RN72K1J-000JE	1	435030004R1
R2618	C-CARBON R	RN72K1J-000JE	1	435030004R1
R2620	C-CARBON R	RN72K1J-000JE	1	435030004R1
R4001	C-CARBON R	RN72K1J-331JE	1	435033314R1
R4002	C-CARBON R	RN72K1J-331JE	1	435033314R1
R4003	C-CARBON R	RN72K1J-563JE	1	435035634R1
R4004	C-CARBON R	RN72K1J-563JE	1	435035634R1
R4005	C-CARBON R	RN72K1J-331JE	1	435033314R1
R4006	C-CARBON R	RN72K1J-331JE	1	435033314R1
R4007	C-CARBON R	RN72K1J-224JE	1	435032244R1
R4008	C-CARBON R	RN72K1J-224JE	1	435032244R1
R4009	C-CARBON R	RN72K1J-331JE	1	435033314R1
R4010	C-CARBON R	RN72K1J-331JE	1	435033314R1
R4011	C-CARBON R	RN72K1J-563JE	1	435035634R1
R4012	C-CARBON R	RN72K1J-563JE	1	435035634R1
R4013	C-CARBON R	RN72K1J-470JE	1	435034704R1
R4014	C-CARBON R	RN72K1J-470JE	1	435034704R1
R4015	C-CARBON R	RN72K1J-224JE	1	435032244R1
R4016	C-CARBON R	RN72K1J-224JE	1	435032244R1
R4017	C-CARBON R	RN72K1J-331JE	1	435033314R1
R4018	C-CARBON R	RN72K1J-331JE	1	435033314R1

R4019	C-CARBON R	RN72K1J-563JE	1	435035634R1
R4020	C-CARBON R	RN72K1J-563JE	1	435035634R1
R4021	C-CARBON R	RN72K1J-331JE	1	435033314R1
R4022	C-CARBON R	RN72K1J-331JE	1	435033314R1
R4023	C-CARBON R	RN72K1J-563JE	1	435035634R1
R4024	C-CARBON R	RN72K1J-563JE	1	435035634R1
R4025	C-CARBON R	RN72K1J-331JE	1	435033314R1
R4026	C-CARBON R	RN72K1J-331JE	1	435033314R1
R4027	C-CARBON R	RN72K1J-563JE	1	435035634R1
R4028	C-CARBON R	RN72K1J-563JE	1	435035634R1
R4029	C-CARBON R	RN72K1J-331JE	1	435033314R1
R4030	C-CARBON R	RN72K1J-331JE	1	435033314R1
R4031	C-CARBON R	RN72K1J-563JE	1	435035634R1
R4032	C-CARBON R	RN72K1J-563JE	1	435035634R1
R4033	C-CARBON R	RN72K1J-331JE	1	435033314R1
R4034	C-CARBON R	RN72K1J-331JE	1	435033314R1
R4035	C-CARBON R	RN72K1J-563JE	1	435035634R1
R4036	C-CARBON R	RN72K1J-563JE	1	435035634R1
R4037	C-CARBON R	RN72K1J-224JE	1	435032244R1
R4038	C-CARBON R	RN72K1J-224JE	1	435032244R1
R4041	C-CARBON R	RN72K1J-100JE	1	435031004R1
R4042	C-CARBON R	RN72K1J-100JE	1	435031004R1
R4043	C-CARBON R	RN72K1J-101JE	1	435031014R1
R4044	C-CARBON R	RN72K1J-101JE	1	435031014R1
R4045	C-CARBON R	RN72K1J-221JE	1	435032214R1
R4046	C-CARBON R	RN72K1J-221JE	1	435032214R1
R4047	C-CARBON R	RN72K1J-224JE	1	435032244R1
R4048	C-CARBON R	RN72K1J-224JE	1	435032244R1
R4051	C-CARBON R	RN72K1J-100JE	1	435031004R1
R4052	C-CARBON R	RN72K1J-100JE	1	435031004R1
R4053	C-CARBON R	RN72K1J-101JE	1	435031014R1
R4054	C-CARBON R	RN72K1J-101JE	1	435031014R1
R4055	C-CARBON R	RN72K1J-221JE	1	435032214R1
R4056	C-CARBON R	RN72K1J-221JE	1	435032214R1
R4057	C-CARBON R	RN72K1J-224JE	1	435032244R1
R4058	C-CARBON R	RN72K1J-224JE	1	435032244R1
R4061	C-CARBON R	RN72K1J-224JE	1	435032244R1
R4062	C-CARBON R	RN72K1J-224JE	1	435032244R1
R4065	C-CARBON R	RN72K1J-224JE	1	435032244R1
R4066	C-CARBON R	RN72K1J-224JE	1	435032244R1
R4069	C-CARBON R	RN72K1J-224JE	1	435032244R1
R4070	C-CARBON R	RN72K1J-224JE	1	435032244R1
R4073	C-CARBON R	RN72K1J-224JE	1	435032244R1
R4074	C-CARBON R	RN72K1J-224JE	1	435032244R1
R4077	C-CARBON R	RN72K1J-102JE	1	435031024R1

R4078	C-CARBON R	RN72K1J-102JE	1	435031024R1	
R4079	C-CARBON R	RN72K1J-563JE	1	435035634R1	
R4080	C-CARBON R	RN72K1J-563JE	1	435035634R1	
R4081	METAL O R	RS1/2WBJ-2.7K	1	443522724T	
R4082	METAL O R	RS1/2WBJ-2.7K	1	443522724T	
R4083	C-CARBON R	RN72K1J-223JE	1	435032234R1	
R4084	C-CARBON R	RN72K1J-223JE	1	435032234R1	
R4085	C-CARBON R	RN72K1J-224JE	1	435032244R1	
R4086	C-CARBON R	RN72K1J-224JE	1	435032244R1	
R4087	C-CARBON R	RN72K1J-272JE	1	435032724R1	
R4088	C-CARBON R	RN72K1J-272JE	1	435032724R1	
R4089	C-CARBON R	RN72K1J-332JE	1	435033324R1	
R4090	C-CARBON R	RN72K1J-332JE	1	435033324R1	
R4091	C-CARBON R	RN72K1J-332JE	1	435033324R1	
R4092	C-CARBON R	RN72K1J-332JE	1	435033324R1	
R4093	C-CARBON R	RN72K1J-393JE	1	435033934R1	
R4094	C-CARBON R	RN72K1J-393JE	1	435033934R1	
R4095	C-CARBON R	RN72K1J-474JE	1	435034744R1	
R4096	C-CARBON R	RN72K1J-474JE	1	435034744R1	
R4097	C-CARBON R	RN72K1J-821JE	1	435038214R1	
R4098	C-CARBON R	RN72K1J-821JE	1	435038214R1	
R4099	C-CARBON R	RN72K1J-821JE	1	435038214R1	
R4100	C-CARBON R	RN72K1J-821JE	1	435038214R1	
R4101	C-CARBON R	RN72K1J-224JE	1	435032244R1	
R4102	C-CARBON R	RN72K1J-224JE	1	435032244R1	
R4103	C-CARBON R	RN72K1J-331JE	1	435033314R1	<NA906>
R4104	C-CARBON R	RN72K1J-331JE	1	435033314R1	<NA906>
R4105	C-CARBON R	RN72K1J-563JE	1	435035634R1	<NA906>
R4106	C-CARBON R	RN72K1J-563JE	1	435035634R1	<NA906>
R4107	C-CARBON R	RN72K1J-224JE	1	435032244R1	<NA906>
R4108	C-CARBON R	RN72K1J-224JE	1	435032244R1	<NA906>
R4113	NF CARBON R	R25J-100	1	415471014T	
R4114	NF CARBON R	R25J-100	1	415471014T	
R4115	METAL O R	RS1/2WBJ-22	1	443522204T	
R4116	METAL O R	RS1/2WBJ-22	1	443522204T	
R4117	METAL O R	RS1/2WBJ-22	1	443522204T	
R4118	METAL O R	RS1/2WBJ-22	1	443522204T	
R4119	METAL O R	RS1/2WBJ-22	1	443522204T	
R4120	METAL O R	RS1/2WBJ-22	1	443522204T	
R4121	C-CARBON R	RN72K1J-222JE	1	435032224R1	<NR906>
R4122	C-CARBON R	RN72K1J-222JE	1	435032224R1	<NR906>
R4123	C-CARBON R	RN72K1J-000JE	1	435030004R1	<NR906>
R4124	C-CARBON R	RN72K1J-000JE	1	435030004R1	<NR906>
R4125	C-CARBON R	RN72K1J-224JE	1	435032244R1	<NR906>
R4126	C-CARBON R	RN72K1J-224JE	1	435032244R1	<NR906>

R4127	METAL O R	RS1/2WBJ-22	1	443522204T	
R4128	METAL O R	RS1/2WBJ-22	1	443522204T	
R4129	C-CARBON R	RN72K1J-103JE	1	435031034R1	
R4130	C-CARBON R	RN72K1J-103JE	1	435031034R1	
R4131	C-CARBON R	RN72K1J-103JE	1	435031034R1	
R4133	C-CARBON R	RN72K1J-220JE	1	435032204R1	
R4134	C-CARBON R	RN72K1J-220JE	1	435032204R1	
R4135	C-CARBON R	RN72K1J-220JE	1	435032204R1	
R4136	C-CARBON R	RN72K1J-220JE	1	435032204R1	
R4151	C-CARBON R	RN72K1J-224JE	1	435032244R1	
R4152	C-CARBON R	RN72K1J-224JE	1	435032244R1	
R4153	C-CARBON R	RN72K1J-224JE	1	435032244R1	
R4154	C-CARBON R	RN72K1J-224JE	1	435032244R1	
R4155	C-CARBON R	RN72K1J-224JE	1	435032244R1	
R4156	C-CARBON R	RN72K1J-224JE	1	435032244R1	
R4157	C-CARBON R	RN72K1J-224JE	1	435032244R1	
R4158	C-CARBON R	RN72K1J-224JE	1	435032244R1	
R4159	C-CARBON R	RN72K1J-103JE	1	435031034R1	
R4160	C-CARBON R	RN72K1J-103JE	1	435031034R1	
R4161	C-CARBON R	RN72K1J-103JE	1	435031034R1	
R4162	C-CARBON R	RN72K1J-103JE	1	435031034R1	
R4163	C-CARBON R	RN72K1J-224JE	1	435032244R1	
R4164	C-CARBON R	RN72K1J-224JE	1	435032244R1	
R4165	C-CARBON R	RN72K1J-101JE	1	435031014R1	<NR906>
R4166	C-CARBON R	RN72K1J-101JE	1	435031014R1	<NR906>
R4167	C-CARBON R	RN72K1J-104JE	1	435031044R1	<NR906>
R4168	C-CARBON R	RN72K1J-104JE	1	435031044R1	<NR906>
R4169	C-CARBON R	RN72K1J-473JE	1	435034734R1	<NR906>
R4170	C-CARBON R	RN72K1J-101JE	1	435031014R1	<NR906>
R4171	C-CARBON R	RN72K1J-104JE	1	435031044R1	<NR906>
R4175	C-CARBON R	RN72K1J-221JE	1	435032214R1	
R4176	C-CARBON R	RN72K1J-221JE	1	435032214R1	
R4177	C-CARBON R	RN72K1J-102JE	1	435031024R1	
R4178	C-CARBON R	RN72K1J-102JE	1	435031024R1	
R4179	C-CARBON R	RN72K1J-122JE	1	435031224R1	
R4180	C-CARBON R	RN72K1J-122JE	1	435031224R1	
R4217	C-CARBON R	RN72K1J-224JE	1	435032244R1	
R4218	C-CARBON R	RN72K1J-224JE	1	435032244R1	
R4219	C-CARBON R	RN72K1J-221JE	1	435032214R1	
R4220	C-CARBON R	RN72K1J-221JE	1	435032214R1	
R4221	C-CARBON R	RN72K1J-101JE	1	435031014R1	
R4222	C-CARBON R	RN72K1J-101JE	1	435031014R1	
R4223	C-CARBON R	RN72K1J-100JE	1	435031004R1	
R4224	C-CARBON R	RN72K1J-100JE	1	435031004R1	
R4225	C-CARBON R	RN72K1J-224JE	1	435032244R1	

R4226	C-CARBON R	RN72K1J-224JE	1	435032244R1
R4227	C-CARBON R	RN72K1J-470JE	1	435034704R1
R4228	C-CARBON R	RN72K1J-470JE	1	435034704R1
R4229	C-CARBON R	RN72K1J-224JE	1	435032244R1
R4230	C-CARBON R	RN72K1J-224JE	1	435032244R1
R4231	C-CARBON R	RN72K1J-221JE	1	435032214R1
R4232	C-CARBON R	RN72K1J-221JE	1	435032214R1
R4233	C-CARBON R	RN72K1J-101JE	1	435031014R1
R4234	C-CARBON R	RN72K1J-101JE	1	435031014R1
R4235	C-CARBON R	RN72K1J-100JE	1	435031004R1
R4236	C-CARBON R	RN72K1J-100JE	1	435031004R1
R4237	C-CARBON R	RN72K1J-224JE	1	435032244R1
R4238	C-CARBON R	RN72K1J-224JE	1	435032244R1
R4239	C-CARBON R	RN72K1J-470JE	1	435034704R1
R4240	C-CARBON R	RN72K1J-470JE	1	435034704R1
R4257	C-CARBON R	RN72K1J-224JE	1	435032244R1
R4258	C-CARBON R	RN72K1J-224JE	1	435032244R1
R4301	METAL O R	RS1/2WBJ-22	1	443522204T
R4302	METAL O R	RS1/2WBJ-22	1	443522204T
R4303	C-CARBON R	RN72K1J-560JE	1	435035604R1
R4304	C-CARBON R	RN72K1J-560JE	1	435035604R1
R4305	C-CARBON R	RN72K1J-152JE	1	435031524R1
R4306	C-CARBON R	RN72K1J-152JE	1	435031524R1
R4307	C-CARBON R	RN72K1J-123JE	1	435031234R1
R4308	C-CARBON R	RN72K1J-123JE	1	435031234R1
R4309	C-CARBON R	RN72K1J-222JE	1	435032224R1
R4310	C-CARBON R	RN72K1J-222JE	1	435032224R1
R4311	C-CARBON R	RN72K1J-123JE	1	435031234R1
R4312	C-CARBON R	RN72K1J-123JE	1	435031234R1
R4313	C-CARBON R	RN72K1J-222JE	1	435032224R1
R4314	C-CARBON R	RN72K1J-222JE	1	435032224R1
R4315	C-CARBON R	RN72K1J-103JE	1	435031034R1
R4316	C-CARBON R	RN72K1J-103JE	1	435031034R1
R4319	C-CARBON R	RN72K1J-103JE	1	435031034R1
R4320	C-CARBON R	RN72K1J-103JE	1	435031034R1
R4321	C-CARBON R	RN72K1J-103JE	1	435031034R1
R4322	C-CARBON R	RN72K1J-103JE	1	435031034R1
R4323	C-CARBON R	RN72K1J-103JE	1	435031034R1
R4324	C-CARBON R	RN72K1J-103JE	1	435031034R1
R4327	C-CARBON R	RN72K1J-103JE	1	435031034R1
R4328	C-CARBON R	RN72K1J-103JE	1	435031034R1
R4329	C-CARBON R	RN72K1J-224JE	1	435032244R1
R4330	C-CARBON R	RN72K1J-224JE	1	435032244R1
R4331	C-CARBON R	RN72K1J-103JE	1	435031034R1
R4332	C-CARBON R	RN72K1J-103JE	1	435031034R1

R4335	C-CARBON R	RN72K1J-103JE	1	435031034R1
R4336	C-CARBON R	RN72K1J-103JE	1	435031034R1
R4337	C-CARBON R	RN72K1J-103JE	1	435031034R1
R4338	C-CARBON R	RN72K1J-103JE	1	435031034R1
R4339	C-CARBON R	RN72K1J-103JE	1	435031034R1
R4340	C-CARBON R	RN72K1J-103JE	1	435031034R1
R4341	C-CARBON R	RN72K1J-103JE	1	435031034R1
R4342	C-CARBON R	RN72K1J-103JE	1	435031034R1
R4343	C-CARBON R	RN72K1J-103JE	1	435031034R1
R4344	C-CARBON R	RN72K1J-103JE	1	435031034R1
R4345	C-CARBON R	RN72K1J-103JE	1	435031034R1
R4347	C-CARBON R	RN72K1J-224JE	1	435032244R1
R4348	C-CARBON R	RN72K1J-224JE	1	435032244R1
R4401	METAL O R	RS1/2WBJ-22	1	442522204F
R4402	METAL O R	RS1/2WBJ-22	1	442522204F
R4403	C-CARBON R	RN72K1J-222JE	1	435032224R1
R4404	C-CARBON R	RN72K1J-222JE	1	435032224R1
R4405	C-CARBON R	RN72K1J-331JE	1	435033314R1
R4406	C-CARBON R	RN72K1J-331JE	1	435033314R1
R4407	METAL O R	RS1/2WBJ-1.2K	1	443521224T
R4408	C-CARBON R	RN72K1J-331JE	1	435033314R1
R4409	C-CARBON R	RN72K1J-222JE	1	435032224R1
R4410	C-CARBON R	RN72K1J-331JE	1	435033314R1
R4411	C-CARBON R	RN72K1J-331JE	1	435033314R1
R4412	C-CARBON R	RN72K1J-222JE	1	435032224R1
R4413	C-CARBON R	RN72K1J-224JE	1	435032244R1
R4414	C-CARBON R	RN72K1J-224JE	1	435032244R1
R4415	C-CARBON R	RN72K1J-224JE	1	435032244R1
R4416	C-CARBON R	RN72K1J-222JE	1	435032224R1
R4417	C-CARBON R	RN72K1J-182JE	1	435031824R1
R4418	C-CARBON R	RN72K1J-183JE	1	435031834R1
R4419	METAL O R	RS1/2WBJ-22	1	443522204T
R4420	METAL O R	RS1/2WBJ-22	1	443522204T
R4421	C-CARBON R	RN72K1J-182JE	1	435031824R1
R4422	C-CARBON R	RN72K1J-182JE	1	435031824R1
R4501	C-CARBON R	RN72K1J-182JE	1	435031824R1
R4502	C-CARBON R	RN72K1J-182JE	1	435031824R1
R4503	C-CARBON R	RN72K1J-473JE	1	435034734R1
R4504	C-CARBON R	RN72K1J-473JE	1	435034734R1
R4505	C-CARBON R	RN72K1J-223JE	1	435032234R1
R4506	C-CARBON R	RN72K1J-223JE	1	435032234R1
R4507	C-CARBON R	RN72K1J-563JE	1	435035634R1
R4508	C-CARBON R	RN72K1J-563JE	1	435035634R1
R4509	C-CARBON R	RN72K1J-272JE	1	435032724R1
R4510	C-CARBON R	RN72K1J-272JE	1	435032724R1

R4511	C-CARBON R	RN72K1J-272JE	1	435032724R1
R4512	C-CARBON R	RN72K1J-272JE	1	435032724R1
R4513	METAL O R	RS1/2WBJ-47	1	443524704T
R4514	METAL O R	RS1/2WBJ-47	1	443524704T
R4515	METAL O R	RS1/2WBJ-47	1	443524704T
R4516	METAL O R	RS1/2WBJ-47	1	443524704T
R4517	C-CARBON R	RN72K1J-182JE	1	435031824R1
R4518	C-CARBON R	RN72K1J-104JE	1	435031044R1
R4519	C-CARBON R	RN72K1J-390JE	1	435033904R1
R4600	C-CARBON R	RN72K1J-331JE	1	435033314R1
R4601	C-CARBON R	RN72K1J-331JE	1	435033314R1
R4602	C-CARBON R	RN72K1J-331JE	1	435033314R1
R4603	C-CARBON R	RN72K1J-331JE	1	435033314R1
R4604	C-CARBON R	RN72K1J-331JE	1	435033314R1
R4605	C-CARBON R	RN72K1J-331JE	1	435033314R1
R4606	C-CARBON R	RN72K1J-331JE	1	435033314R1
R4607	C-CARBON R	RN72K1J-331JE	1	435033314R1
R4610	C-CARBON R	RN72K1J-563JE	1	435035634R1
R4611	C-CARBON R	RN72K1J-563JE	1	435035634R1
R4612	C-CARBON R	RN72K1J-563JE	1	435035634R1
R4613	C-CARBON R	RN72K1J-563JE	1	435035634R1
R4614	C-CARBON R	RN72K1J-563JE	1	435035634R1
R4615	C-CARBON R	RN72K1J-563JE	1	435035634R1
R4616	C-CARBON R	RN72K1J-563JE	1	435035634R1
R4617	C-CARBON R	RN72K1J-563JE	1	435035634R1
R4620	C-CARBON R	RN72K1J-224JE	1	435032244R1
R4621	C-CARBON R	RN72K1J-224JE	1	435032244R1
R4622	C-CARBON R	RN72K1J-224JE	1	435032244R1
R4623	C-CARBON R	RN72K1J-224JE	1	435032244R1
R4624	C-CARBON R	RN72K1J-224JE	1	435032244R1
R4625	C-CARBON R	RN72K1J-224JE	1	435032244R1
R4626	C-CARBON R	RN72K1J-224JE	1	435032244R1
R4627	C-CARBON R	RN72K1J-224JE	1	435032244R1
R4632	C-CARBON R	RN72K1J-224JE	1	435032244R1
R4633	C-CARBON R	RN72K1J-224JE	1	435032244R1
R4634	C-CARBON R	RN72K1J-224JE	1	435032244R1
R4635	C-CARBON R	RN72K1J-224JE	1	435032244R1
R4636	C-CARBON R	RN72K1J-224JE	1	435032244R1
R4637	C-CARBON R	RN72K1J-224JE	1	435032244R1
R4640	C-CARBON R	RN72K1J-224JE	1	435032244R1
R4641	C-CARBON R	RN72K1J-224JE	1	435032244R1
R4642	C-CARBON R	RN72K1J-224JE	1	435032244R1
R4643	C-CARBON R	RN72K1J-223JE	1	435032234R1
R4644	C-CARBON R	RN72K1J-224JE	1	435032244R1
R4645	C-CARBON R	RN72K1J-224JE	1	435032244R1

R4646	C-CARBON R	RN72K1J-224JE	1	435032244R1	
R4647	C-CARBON R	RN72K1J-224JE	1	435032244R1	
R4650	C-CARBON R	RN72K1J-221JE	1	435032214R1	
R4651	C-CARBON R	RN72K1J-221JE	1	435032214R1	
R4652	C-CARBON R	RN72K1J-221JE	1	435032214R1	
R4653	C-CARBON R	RN72K1J-221JE	1	435032214R1	
R4654	C-CARBON R	RN72K1J-221JE	1	435032214R1	
R4655	C-CARBON R	RN72K1J-221JE	1	435032214R1	
R4656	C-CARBON R	RN72K1J-221JE	1	435032214R1	
R4657	C-CARBON R	RN72K1J-221JE	1	435032214R1	
R4660	C-CARBON R	RN72K1J-101JE	1	435031014R1	
R4661	C-CARBON R	RN72K1J-101JE	1	435031014R1	
R4662	C-CARBON R	RN72K1J-101JE	1	435031014R1	
R4663	C-CARBON R	RN72K1J-101JE	1	435031014R1	
R4664	C-CARBON R	RN72K1J-101JE	1	435031014R1	
R4665	C-CARBON R	RN72K1J-101JE	1	435031014R1	
R4666	C-CARBON R	RN72K1J-101JE	1	435031014R1	
R4667	C-CARBON R	RN72K1J-101JE	1	435031014R1	
R4670	C-CARBON R	RN72K1J-100JE	1	435031004R1	
R4671	C-CARBON R	RN72K1J-100JE	1	435031004R1	
R4672	C-CARBON R	RN72K1J-100JE	1	435031004R1	
R4673	C-CARBON R	RN72K1J-100JE	1	435031004R1	
R4674	C-CARBON R	RN72K1J-100JE	1	435031004R1	
R4675	C-CARBON R	RN72K1J-100JE	1	435031004R1	
R4676	C-CARBON R	RN72K1J-100JE	1	435031004R1	
R4677	C-CARBON R	RN72K1J-100JE	1	435031004R1	
R4680	C-CARBON R	RN72K1J-224JE	1	435032244R1	
R4681	C-CARBON R	RN72K1J-224JE	1	435032244R1	
R4682	C-CARBON R	RN72K1J-224JE	1	435032244R1	
R4683	C-CARBON R	RN72K1J-224JE	1	435032244R1	
R4684	C-CARBON R	RN72K1J-224JE	1	435032244R1	
R4685	C-CARBON R	RN72K1J-224JE	1	435032244R1	
R4686	C-CARBON R	RN72K1J-224JE	1	435032244R1	
R4687	C-CARBON R	RN72K1J-224JE	1	435032244R1	
R4690	C-CARBON R	RN72K1J-470JE	1	435034704R1	
R4691	C-CARBON R	RN72K1J-470JE	1	435034704R1	
R4692	C-CARBON R	RN72K1J-470JE	1	435034704R1	
R4693	C-CARBON R	RN72K1J-470JE	1	435034704R1	
R4694	C-CARBON R	RN72K1J-470JE	1	435034704R1	
R4695	C-CARBON R	RN72K1J-470JE	1	435034704R1	
R4696	C-CARBON R	RN72K1J-470JE	1	435034704R1	
R4697	C-CARBON R	RN72K1J-470JE	1	435034704R1	
F2501A	FUSE HOL	NSCT-1P2031	1	25052133T	!
F2501B	FUSE HOL	NSCT-1P2031	1	25052133T	!
F2502A	FUSE HOL	NSCT-1P2031	1	25052133T	!

F2502B	FUSE HOL	NSCT-1P2031	1	25052133T	!
JL2601B	WIRE TRAP	NPLG-3P586	1	25055624	
JL4013B	SOCKET	NSCT-5P97	1	25050269	
JL4014B	SOCKET	NSCT-6P98	1	25050270	
JL8002A	WIRE HOL	NSCT-5P876	1	25051089	
JL901B	WIRE TRAP	NPLG-7P590	1	25055628	
P2001	PIN JACK	NPJ-10PDSY628	1	25045849	
P2001 or	PIN JACK	NPJ-10PDBY481	(1)	25045684	
P2002	PIN JACK	NPJ-10PDSY628	1	25045849	
P2002 or	PIN JACK	NPJ-10PDBY481	(1)	25045684	
P2003	PIN JACK	NPJ-10PDSY628	1	25045849	
P2003 or	PIN JACK	NPJ-10PDBY481	(1)	25045684	
P2004	PIN JACK	NPJ-5PDSY629	1	25045850	
P2004 or	PIN JACK	NPJ-5PDBY482	(1)	25045685	
P2005	PIN JACK	NPJ-1PDY655	1	25045882	
P2010A	PLUG	IMSA-9142B-24A	1	25056602	
P2201	PIN JACK	NPJ-6PDGLR649	1	25045874	
P2202	PIN JACK	NPJ-6PDGLR649	1	25045874	
P2502	PLUG	NPLG-3P117	1	25055133	
P2601	ST JACK	MSJ-035-22	1	25045887	
P2601 or	JACK	YKB21-5130	(1)	25045387	
P2604	ST JACK	HSJ1002-01-6020	1	25045647	
P2605	TRM(SCREW)	NEJITANSI M3	1	25065425	
P2801A	SOCKET	NSCT-31P2124	1	25052227	
P2991	RETAINER	(JOINT)	1	27142069	
P4001	PIN JACK	NPJ-2PDWR583	1	25045803	<NR906>
P4001 or	PIN JACK	NPJ-2PDBL249	(1)	25045424	<NR906>
P4001	PIN JACK	NPJ-4PDRW592	1	25045812	<NA906>
P4001 or	PIN JACK	NPJ-4PDRW393	(1)	25045582	<NA906>
P4003	PIN JACK	NPJ-6PDRW665	1	25045894	
P4003 or	PIN JACK	NPJ-6PDBL380	(1)	25045565	
P4004	PIN JACK	NPJ-6PDRW665	1	25045894	
P4004 or	PIN JACK	NPJ-6PDBL380	(1)	25045565	
P4005	PIN JACK	NPJ-6PDRW665	1	25045894	
P4005 or	PIN JACK	NPJ-6PDBL380	(1)	25045565	
P4006	PIN JACK	NPJ-4PDGPRW659	1	25045888	
P4006 or	PIN JACK	NPJ-4PDGPRW503	(1)	25045708	
P4007	PIN JACK	NPJ-4PDELNT660	1	25045889	
P4007 or	PIN JACK	NPJ-4PDELNT505	(1)	25045710	
P4008	PIN JACK	NPJ-4PDRW592	1	25045812	
P4008 or	PIN JACK	NPJ-4PDRW393	(1)	25045582	
P4008 or	PIN JACK	NPJ-4PDBL308	(1)	25045491	
P4009	PIN JACK	NPJ-4PDGPRW659	1	25045888	
P4009 or	PIN JACK	NPJ-4PDGPRW503	(1)	25045708	
P4010	PIN JACK	NPJ-4PDELNT660	1	25045889	

P4010 or	PIN JACK	NSCT-9	( 1)	25045710
P4020A	PLUG	IMSA-9142B-26A	1	25056603
P4021A	PLUG	IMSA-9142B-26A	1	25056603
P4030A	PLUG	NPLG-9P661	1	25055705
P4030B	SOCKET	NSCT-9P1024	1	25051234
P4032A	PLUG	NPLG-8P660	1	25055704
P4033A	PLUG	NPLG-13P665	1	25055709
P4201	TRM(SCREW)	NEJITANSI M3	1	25065425
P4202	TRM	NTM-1P233(M1969)	1	25060302
P5000	PLUG	NPLG-13P360	1	25055377
P5001B	CRIMP AS	CRIMP SR805_2	1	20799170UL
RL4401	RELAY	NRL-2P2A-DC12-178	1	25065664
RL4402	RELAY	NRL-2P2A-DC12-178	1	25065664
RL4403	RELAY	NRL-2P2A-DC12-178	1	25065664
RL4404	RELAY	NRL-2P2A-DC12-178	1	25065664
RL4501	RELAY	NRL-2P5A-DC12-187	1	25065685
RL4501 or	RELAY	NRL-2P5A-DC12-192	( 1)	25065702

<b>U11</b>	<b>SP TERMINAL PC BOARD (NATRM-9055-1K/1L/1U/1M/1Y)</b>
<b>U12</b>	<b>SP TERMINAL PC BOARD (NAETC-9056-1K/1L/1U/1M/1Y)</b>
<b>U13</b>	<b>POWER SUPPLY PC BOARD (NAPS-9057-1K/1L/1U/1M/1Y)</b>
<b>U14</b>	<b>INLET PC BOARD (NAPS-9058-1K/1L/1U/1M/1Y)</b>

REF. NO.	PART NAME	DESCRIPTION	Q'TY	PART NO. (SN)	REMARKS
Q4903	TR	2SC1815-GR	1	2211255T	
Q4904	TR	2SA1015-GR	1	2211455T	
Q4905	TR	2SK365-GR	1	2212445T	
Q4906	TR	2SK365-GR	1	2212445T	
Q6800	TR	RN1226	1	2214680T	
Q6802	TR	RN1226	1	2214680T	
Q6805	TR	RN1226	1	2214680T	
Q6807	TR	RN1226	1	2214680T	
Q6809	TR	RN1226	1	2214680T	
Q9100	TR	2SC1815-GR	1	2211255T	
Q9101	TR	2SC1815-GR	1	2211255T	
Q9103	IC	NJM2388F09	1	22242383	<NR906>
Q9200	TR	2SC1815-GR	1	2211255T	
Q9201	IC	SI-3010KF	1	22242203	
Q9203	IC	SI-8008TFE	1	22242448	
D4901	ZENER D	MTZJ15B	1	224471502T	
D4902	ZENER D	MTZJ15B	1	224471502T	
D6800	DIODE	1SS133	1	223163T	
D6802	DIODE	1SS133	1	223163T	
D6803	DIODE	1SS133	1	223163T	
D6805	DIODE	1SS133	1	223163T	

D6807	DIODE	ISS133	1	223163T	
D6809	DIODE	ISS133	1	223163T	
D9000	DIODE	ISS133	1	223163T	
D9001	DIODE	ISS133	1	223163T	
D9002	DIODE	ISS133	1	223163T	
D9003	DIODE	ISS133	1	223163T	
D9004	DIODE	RL1N4003	1	22380260T	
D9004 or	DIODE	GP104003E	(1)	22380035T	
D9005	DIODE	ISS133	1	223163T	
D9006	DIODE	ISS133	1	223163T	
D9007	ZENER D	MTZJ5.1B	1	224470512T	
D9008	DIODE	ISS133	1	223163T	
D9009	DIODE	ISS133	1	223163T	
D9100	DIODE	ISS133	1	223163T	
D9101	DIODE	ISS133	1	223163T	
D9103	DIODE	D10XB60H	1	22380337F	
D9105	DIODE	D3SBA20	1	22380271F	
D9200	DIODE	ISS133	1	223163T	
D9201	DIODE	D3SBA20	1	22380271F	<DC, DD>
D9205	DIODE	D3SBA20	1	22380271F	
D9207	DIODE	ISS133	1	223163T	
D9208	DIODE	RK16	1	22380320T	
L6800	S COIL	S-1.3C	1	231176S	
L6801	S COIL	S-1.3C	1	231176S	
L6802	S COIL	S-1.3C	1	231176S	
L6803	S COIL	S-1.3C	1	231176S	
L6804	S COIL	S-1.3C	1	231176S	
L6805	S COIL	S-1.3C	1	231176S	
L6806	S COIL	S-1.3C	1	231176S	
L9200	CHOKE COIL	NCH-2541	1	231363K470A	
L9200 or	COIL	0182-7310-470K-RB	(1)	231389	
T9000	P TRANS	NPT-1520JQ	1	2301812A	!, <DC, DD, DT>
T9000	P TRANS	NPT-1520GQ	1	2301813A	!, <MP, MT, NA906>
C4901	UTSP C	CE04W25V-100M(UTSP)	1	397551017T	
C4902	UTSP C	CE04W25V-100M(UTSP)	1	397551017T	
C4903	UTSP C	CE04W25V-100M(UTSP)	1	397551017T	
C4904	UTSP C	CE04W25V-100M(UTSP)	1	397551017T	
C6800	TF C	ECQ-B50V-103J	1	374721034T	
C6801	TF C	ECQ-B50V-103J	1	374721034T	
C6802	TF C	ECQ-B50V-103J	1	374721034T	
C6803	TF C	ECQ-B50V-103J	1	374721034T	
C6805	TF C	ECQ-B50V-103J	1	374721034T	
C6806	TF C	ECQ-B50V-103J	1	374721034T	
C6807	TF C	ECQ-B50V-103J	1	374721034T	
C6808	TF C	ECQ-B50V-103J	1	374721034T	

C6809	TF C	ECQ-B50V-103J	1	374721034T	
C6820	TF C	ECQ-B50V-103J	1	374721034T	<MP, MT, DT, NA906>
C6821	TF C	ECQ-B50V-103J	1	374721034T	<MP, MT, DT, NA906>
C6822	TF C	ECQ-B50V-103J	1	374721034T	<MP, MT, DT, NA906>
C6823	TF C	ECQ-B50V-103J	1	374721034T	<MP, MT, DT, NA906>
C6824	TF C	ECQ-B50V-103J	1	374721034T	<MP, MT, DT, NA906>
C6825	TF C	ECQ-B50V-103J	1	374721034T	<MP, MT, DT, NA906>
C6826	TF C	ECQ-B50V-103J	1	374721034T	<MP, MT, DT, NA906>
C6827	TF C	ECQ-B50V-103J	1	374721034T	<MP, MT, DT, NA906>
C6828	TF C	ECQ-B50V-103J	1	374721034T	<MP, MT, DT, NA906>
C9000	TF C	ECQ-B50V-223J	1	374722234T	
C9001	VR C	CE04W25V-2200M(VR)	1	394652227S	<DC, DD, DT>
C9001	VR C	CE04W16V-2200M(VR)	1	394642227S	<MP, MT, NA906>
C9002	UTSP C	CE04W50V-4.7M(UTSP)	1	397580477T	
C9008	UTSP C	CE04W25V-100M(UTSP)	1	397551017T	
C9102	VR C	CE04W25V-4700M(VR)	1	394654727S	
C9103	VR C	CE04W25V-4700M(VR)	1	394654727S	
C9104	VR C	CE04W16V-4700M(VR)	1	394644727S	
C9106	UTSP C	CE04W50V-1M(UTSP)	1	397580107T	<MP, MT, DT>
C9107	UTSP C	CE04W25V-220M(UTSP)	1	397552217T	<MP, MT, DT>
C9108	IS C	MKP R46 224M	1	3800040S	
C9115	TF C	ECQ-B50V-103J	1	374721034T	
C9116	TF C	ECQ-B50V-103J	1	374721034T	
C9117	TF C	ECQ-V50V-104J	1	374721044T	
C9118	TF C	ECQ-V50V-104J	1	374721044T	
C9119	TF C	ECQ-B50V-223J	1	374722234T	
C9201	TF C	ECQ-B50V-103J	1	374721034T	
C9202	TF C	ECQ-V50V-104J	1	374721044T	<DC, DD>
C9203	TF C	ECQ-V50V-104J	1	374721044T	
C9204	VR C	CE04W16V-4700M(VR)	1	394644727S	
C9205	VR C	CE04W25V-3300M(VR)	1	394653327S	<DC, DD>
C9206	VR C	CE04W16V-6800M(VR)	1	394646827S	<DC, DD>
C9207	UTSP C	CE04W50V-10M(UTSP)	1	397581007T	
C9208	UTSP C	CE04W10V-100M(UTSP)	1	397531017T	
C9211	UTSP C	CE04W25V-220M(UTSP)	1	397552217T	
C9213	UTSP C	CE04W10V-470M(UTSP)	1	397534717T	
R4901	METAL R	RNU1/2WCJ-0.22	1	453532294T	
R4902	METAL R	RNU1/2WCJ-0.22	1	453532294T	
R4907	CARBON R	R16J-330	1	417343314T	
R4908	CARBON R	R16J-330	1	417343314T	
R6800	CARBON R	R16J-22	1	417342204T	
R6801	CARBON R	R16J-22	1	417342204T	
R6802	CARBON R	R16J-22	1	417342204T	
R6803	CARBON R	R16J-22	1	417342204T	
R6804	CARBON R	R16J-22	1	417342204T	

R6805	CARBON R	R16J-22	1	417342204T	
R6806	CARBON R	R16J-22	1	417342204T	
R6810	CARBON R	R16J-22	1	417342204T	
R6811	CARBON R	R16J-22	1	417342204T	
R6812	CARBON R	R16J-22	1	417342204T	
R6813	CARBON R	R16J-22	1	417342204T	
R6814	CARBON R	R16J-22	1	417342204T	
R6815	CARBON R	R16J-22	1	417342204T	
R6816	CARBON R	R16J-22	1	417342204T	
R6900	METAL O R	RS1WBJ-15	1	443621504T	
R6901	METAL O R	RS1WBJ-15	1	443621504T	
R9005	CARBON R	R16J-27	1	417342704T	
R9100	THERMISTOR	M3R014C	1	4000148	
R9101	THERMISTOR	M3R014C	1	4000148	
R9102	THERMISTOR	M3R014C	1	4000148	
R9104	CARBON R	R16J-1K	1	417341024T	
R9105	CARBON R	R16J-100K	1	417341044T	
R9106	CARBON R	R16J-100	1	417341014T	
R9107	CARBON R	R16J-1K	1	417341024T	
R9108	CARBON R	R16J-100K	1	417341044T	
R9109	CARBON R	R16J-47	1	417344704T	<DC, DD>
R9109	CARBON R	R16J-100	1	417341014T	<MP, MT, DT, NA906>
R9112	METAL R	RNU1/2WCJ-0.22	1	453532294T	
R9200	CARBON R	R16J-1K	1	417341024T	
R9201	CARBON R	R16J-100K	1	417341044T	
R9202	CARBON R	R16J-100	1	417341014T	
R9203	METAL R	RNU1/2WCJ-1	1	453530104T	<DC, DD>
R9204	CARBON R	R16J-100K	1	417341044T	
R9205	CARBON R	R16J-100K	1	417341044T	
R9206	CARBON R	R16J-15K	1	417341534T	
R9207	CARBON R	R16J-27K	1	417342734T	
R9208	CARBON R	R16J-820	1	417348214T	
R9209	CARBON R	R16J-2.7K	1	417342724T	
R9211	METAL R	RNU1/2WCJ-0.39	1	453533994T	<DC, DD>
R9212	METAL R	RNU1/2WCJ-0.39	1	453533994T	<DC, DD>
R9213	METAL R	RNU1/2WCJ-0.39	1	453533994T	<DC, DD>
R9214	METAL R	RNU1/2WCJ-0.39	1	453533994T	<DC, DD>
R9215	CARBON R	R16J-10K	1	417341034T	
R9216	THERMISTOR	RXEF030	1	4000195T	
E9000	TRM(SCREW)	NEJITANSI M3	1	25065425	<MP, MT, DT, NA906>
E9100	TRM(SCREW)	NEJITANSI M3	1	25065425	
F9000A	FUSE HOL	NSCT-1P2031	1	25052133T	!, <DC, DD>
F9000B	FUSE HOL	NSCT-1P2031	1	25052133T	!, <DC, DD>
F9000C	LABEL	T2.5AL250V	1	29361747	!, <NA906>
F9100A	FUSE HOLDER	SN5051	1	250113	!, <DC, DD, DT>

F9100A	FUSE HOL	NSCT-1P2031	1	25052133T	!, <MP, MT, NA906>
F9100B	FUSE HOLDER	SN5051	1	250113	!, <DC, DD, DT>
F9100B	FUSE HOL	NSCT-1P2031	1	25052133T	!, <MP, MT, NA906>
F9100C	LABEL	T6.3AL/250V	1	29361681	!, <MP, MT, NA906>
F9101A	FUSE HOL	NSCT-1P2031	1	25052133T	!
F9101B	FUSE HOL	NSCT-1P2031	1	25052133T	!
F9102A	FUSE HOL	NSCT-1P2031	1	25052133T	!
F9102B	FUSE HOL	NSCT-1P2031	1	25052133T	!
F9201A	FUSE HOL	NSCT-1P2031	1	25052133T	!, <DC, DD>
F9201B	FUSE HOL	NSCT-1P2031	1	25052133T	!, <DC, DD>
F9202A	FUSE HOL	NSCT-1P2031	1	25052133T	!, <DC, DD>
F9202B	FUSE HOL	NSCT-1P2031	1	25052133T	!, <DC, DD>
F9203A	FUSE HOL	NSCT-1P2031	1	25052133T	!
F9203B	FUSE HOL	NSCT-1P2031	1	25052133T	!
JL2601A	WIRE HOL	NSCT-3P874	1	25051087	
JL4014A	WIRE HOL	NSCT-6P897	1	25051110	
JL6808A	WIRE HOL	NSCT-4P895	1	25051108	
JL6808B	SOCKET	NSCT-4P96	1	25050268	
JL6900B	SOCKET	NSCT-3P108	1	25050280	
JL6901A	WIRE HOL	NSCT-8P879	1	25051092	
JL6901B	WIRE TRAP	NPLG-8P591	1	25055629	
JL901A	WIRE HOL	NSCT-7P878	1	25051091	
P5A	SOCKET AS	NSAS-8P1692	1	200B3120820UL	<DC, DD>
P201B	SOCKET AS	NSAS-8P1671	1	200C4100820UL	
P3101B	SOCKET	IMSA-9142S-24A	1	25053234	
P3102B	SOCKET	IMSA-9142S-14A	1	25053229	
P3103B	SOCKET	IMSA-9142S-16A	1	25053230	
P4900	RETAINER	(JOINT)	1	27142069	
P4902A	SOCKET AS	NSAS-12P1700	1	200G3121210UL	
P4902B	PLUG	NPLG-3P117	1	25055133	
P4902C	PLUG	NPLG-3P117	1	25055133	
P6140H	PLUG	NPLG-7P163	1	25055179	
P6240D	PLUG	NPLG-3P838	1	25055882	
P6250E	PLUG	NPLG-4P839	1	25055883	
P6800	TRM	NTM-2PDMCR399	1	25060471	
P6801	TRM	NTM-2PDMCR399	1	25060471	
P6802	TRM	NTM-2PDMCR399	1	25060471	
P6803	TRM	NTM-2PDMCR399	1	25060471	
P6804	TRM	NTM-2PDMCR399	1	25060471	
P6805	TRM	NTM-2PDMCR399	1	25060471	
P6806	TRM	NTM-2PDMCR399	1	25060471	
P6807	TRM	NTM-2PDMCR399	1	25060471	
P6808	TRM	NTM-2PDMCR399	1	25060471	
P6851B	SOCKET	IMSA-9142S-20A	1	25053232	
P6852B	SOCKET	IMSA-9142S-20A	1	25053232	

P6853B	SOCKET	IMSA-9142S-20A	1	25053232	
P9000	AC INLET	NPLG-2P913	1	25055960	!
P9001	AC OUTLET	AC-181-UL-11V	1	25053030	!, <DC, DD>
P9006	CRIMP AS	CRIMP AS	1	206CC45159UL	
P9007	CRIMP AS	CRIMP AS	1	206CC45150UL	
P9008A	PLUG	NPLG-2P631	1	25055675	<MP, MT, DT, NA906>
P9100	PLUG	NPLG-2P632	1	25055676	
P9104	PLUG	NPLG-6P120	1	25055136	
P9200	PLUG	NPLG-2P632	1	25055676	
P9201	PLUG	NPLG-5P119	1	25055135	
P9300	PLUG	NPLG-2P632	1	25055676	
RL6800	RELAY	NRL-2P5A-DC12-187	1	25065685	
RL6800 or	RELAY	NRL-2P5A-DC12-155	(1)	25065607	
RL6800 or	RELAY	NRL-2P5A-DC12-192	(1)	25065702	
RL6801	RELAY	NRL-2P5A-DC12-187	1	25065685	
RL6801 or	RELAY	NRL-2P5A-DC12-155	(1)	25065607	
RL6801 or	RELAY	NRL-2P5A-DC12-192	(1)	25065702	
RL6802	RELAY	NRL-2P5A-DC12-187	1	25065685	
RL6802 or	RELAY	NRL-2P5A-DC12-155	(1)	25065607	
RL6802 or	RELAY	NRL-2P5A-DC12-192	(1)	25065702	
RL6803	RELAY	NRL-2P5A-DC12-187	1	25065685	
RL6803 or	RELAY	NRL-2P5A-DC12-155	(1)	25065607	
RL6803 or	RELAY	NRL-2P5A-DC12-192	(1)	25065702	
RL6805	RELAY	NRL-2P5A-DC12-187	1	25065685	
RL6805 or	RELAY	NRL-2P5A-DC12-155	(1)	25065607	
RL6805 or	RELAY	NRL-2P5A-DC12-192	(1)	25065702	
RL6806	RELAY	NRL-2P5A-DC12-187	1	25065685	
RL6806 or	RELAY	NRL-2P5A-DC12-155	(1)	25065607	
RL6806 or	RELAY	NRL-2P5A-DC12-192	(1)	25065702	
RL6807	RELAY	NRL-2P5A-DC12-187	1	25065685	
RL6807 or	RELAY	NRL-2P5A-DC12-155	(1)	25065607	
RL6807 or	RELAY	NRL-2P5A-DC12-192	(1)	25065702	
RL6808	RELAY	NRL-2P5A-DC12-187	1	25065685	
RL6808 or	RELAY	NRL-2P5A-DC12-155	(1)	25065607	
RL6808 or	RELAY	NRL-2P5A-DC12-192	(1)	25065702	
RL6809	RELAY	NRL-2P5A-DC12-187	1	25065685	
RL6809 or	RELAY	NRL-2P5A-DC12-155	(1)	25065607	
RL6809 or	RELAY	NRL-2P5A-DC12-192	(1)	25065702	
RL9100	RELAY	NRL-1P10A-DC9-186	1	25065683	!
RL9101	RELAY	NRL-1P10A-DC9-186	1	25065683	!
RL9102	RELAY	NRL-1P10A-DC9-186	1	25065683	!, <DC, DD>
RL9200	RELAY	NRL-1P5A-DC9-179	1	25065669	!

<b>U16</b>	<b>POWER AMP PC BOARD (NAAMP-9061-1E/1F)</b>
<b>U17</b>	<b>POWER AMP PC BOARD (NAAMP-9062-1E/1F)</b>

<b>U18</b>	<b>DRIVER AMP PC BOARD (NACLA-9063-1E/1F)</b>
<b>U19</b>	<b>DRIVER AMP PC BOARD (NACLA-9064-1E/1F)</b>
<b>U20</b>	<b>DRIVER AMP PC BOARD (NACLA-9065-1E/1F)</b>
<b>U21</b>	<b>DRIVER AMP PC BOARD (NACLA-9066-1E/1F)</b>
<b>U22</b>	<b>DRIVER AMP PC BOARD (NACLA-9067-1E/1F)</b>
<b>U23</b>	<b>DRIVER AMP PC BOARD (NACLA-9068-1E/1F)</b>
<b>U24</b>	<b>DRIVER AMP PC BOARD (NACLA-9069-1E/1F)</b>

REF. NO.	PART NAME	DESCRIPTION	Q'TY	PART NO. (SN)	REMARKS
Q5000	TR	2SC2240-BL(TPE2_F)	1	2211406T	
Q5001	TR	2SC2240-BL(TPE2_F)	1	2211406T	
Q5002	TR	2SC2240-BL(TPE2_F)	1	2211406T	
Q5003	TR	2SC2240-BL(TPE2_F)	1	2211406T	
Q5004	TR	2SC2240-BL(TPE2_F)	1	2211406T	
Q5005	TR	2SC2240-BL(TPE2_F)	1	2211406T	
Q5006	TR	2SC2240-BL(TPE2_F)	1	2211406T	
Q5010	TR	2SC2240-BL(TPE2_F)	1	2211406T	
Q5011	TR	2SC2240-BL(TPE2_F)	1	2211406T	
Q5012	TR	2SC2240-BL(TPE2_F)	1	2211406T	
Q5013	TR	2SC2240-BL(TPE2_F)	1	2211406T	
Q5014	TR	2SC2240-BL(TPE2_F)	1	2211406T	
Q5015	TR	2SC2240-BL(TPE2_F)	1	2211406T	
Q5016	TR	2SC2240-BL(TPE2_F)	1	2211406T	
Q5020	TR	2SC2240-BL(TPE2_F)	1	2211406T	
Q5021	TR	2SC2240-BL(TPE2_F)	1	2211406T	
Q5022	TR	2SC2240-BL(TPE2_F)	1	2211406T	
Q5023	TR	2SC2240-BL(TPE2_F)	1	2211406T	
Q5024	TR	2SC2240-BL(TPE2_F)	1	2211406T	
Q5025	TR	2SC2240-BL(TPE2_F)	1	2211406T	
Q5026	TR	2SC2240-BL(TPE2_F)	1	2211406T	
Q5030	TR	2SA949-O(TPE6_F)	1	2211353T	
Q5030 or	TR	2SA949-Y(TPE6_F)	(1)	2211354T	
Q5031	TR	2SA949-O(TPE6_F)	1	2211353T	
Q5031 or	TR	2SA949-Y(TPE6_F)	(1)	2211354T	
Q5032	TR	2SA949-O(TPE6_F)	1	2211353T	
Q5032 or	TR	2SA949-Y(TPE6_F)	(1)	2211354T	
Q5033	TR	2SA949-O(TPE6_F)	1	2211353T	
Q5033 or	TR	2SA949-Y(TPE6_F)	(1)	2211354T	
Q5034	TR	2SA949-O(TPE6_F)	1	2211353T	
Q5034 or	TR	2SA949-Y(TPE6_F)	(1)	2211354T	
Q5035	TR	2SA949-O(TPE6_F)	1	2211353T	
Q5035 or	TR	2SA949-Y(TPE6_F)	(1)	2211354T	
Q5036	TR	2SA949-O(TPE6_F)	1	2211353T	
Q5036 or	TR	2SA949-Y(TPE6_F)	(1)	2211354T	
Q5040	TR	2SA949-O(TPE6_F)	1	2211353T	

Q5040 or	TR	2SA949-Y(TPE6_F)	( 1)	2211354T
Q5041	TR	2SA949-O(TPE6_F)	1	2211353T
Q5041 or	TR	2SA949-Y(TPE6_F)	( 1)	2211354T
Q5042	TR	2SA949-O(TPE6_F)	1	2211353T
Q5042 or	TR	2SA949-Y(TPE6_F)	( 1)	2211354T
Q5043	TR	2SA949-O(TPE6_F)	1	2211353T
Q5043 or	TR	2SA949-Y(TPE6_F)	( 1)	2211354T
Q5044	TR	2SA949-O(TPE6_F)	1	2211353T
Q5044 or	TR	2SA949-Y(TPE6_F)	( 1)	2211354T
Q5045	TR	2SA949-O(TPE6_F)	1	2211353T
Q5045 or	TR	2SA949-Y(TPE6_F)	( 1)	2211354T
Q5046	TR	2SA949-O(TPE6_F)	1	2211353T
Q5046 or	TR	2SA949-Y(TPE6_F)	( 1)	2211354T
Q5050	TR	2SA1360-Y	1	2202094
Q5050 or	TR	2SA1360-O	( 1)	2202093
Q5050A	HEAT SINK	RAD-177	1	27160517
Q5050B	SCREW	3P+6FN(3BC)	1	82143006GR
Q5051	TR	2SA1360-Y	1	2202094
Q5051 or	TR	2SA1360-O	( 1)	2202093
Q5051A	HEAT SINK	RAD-177	1	27160517
Q5051B	SCREW	3P+6FN(3BC)	1	82143006GR
Q5052	TR	2SA1360-Y	1	2202094
Q5052 or	TR	2SA1360-O	( 1)	2202093
Q5052A	HEAT SINK	RAD-177	1	27160517
Q5052B	SCREW	3P+6FN(3BC)	1	82143006GR
Q5053	TR	2SA1360-Y	1	2202094
Q5053 or	TR	2SA1360-O	( 1)	2202093
Q5053A	HEAT SINK	RAD-177	1	27160517
Q5053B	SCREW	3P+6FN(3BC)	1	82143006GR
Q5054	TR	2SA1360-Y	1	2202094
Q5054 or	TR	2SA1360-O	( 1)	2202093
Q5054A	HEAT SINK	RAD-177	1	27160517
Q5054B	SCREW	3P+6FN(3BC)	1	82143006GR
Q5055	TR	2SA1360-Y	1	2202094
Q5055 or	TR	2SA1360-O	( 1)	2202093
Q5055A	HEAT SINK	RAD-177	1	27160517
Q5055B	SCREW	3P+6FN(3BC)	1	82143006GR
Q5056	TR	2SA1360-Y	1	2202094
Q5056 or	TR	2SA1360-O	( 1)	2202093
Q5056A	HEAT SINK	RAD-177	1	27160517
Q5056B	SCREW	3P+6FN(3BC)	1	82143006GR
Q5060	TR	2SC2240-BL(TPE2_F)	1	2211406T
Q5061	TR	2SC2240-BL(TPE2_F)	1	2211406T
Q5062	TR	2SC2240-BL(TPE2_F)	1	2211406T
Q5063	TR	2SC2240-BL(TPE2_F)	1	2211406T

Q5064	TR	2SC2240-BL(TPE2_F)	1	2211406T
Q5065	TR	2SC2240-BL(TPE2_F)	1	2211406T
Q5066	TR	2SC2240-BL(TPE2_F)	1	2211406T
Q5070	TR	2SC2240-BL(TPE2_F)	1	2211406T
Q5071	TR	2SC2240-BL(TPE2_F)	1	2211406T
Q5072	TR	2SC2240-BL(TPE2_F)	1	2211406T
Q5073	TR	2SC2240-BL(TPE2_F)	1	2211406T
Q5074	TR	2SC2240-BL(TPE2_F)	1	2211406T
Q5075	TR	2SC2240-BL(TPE2_F)	1	2211406T
Q5076	TR	2SC2240-BL(TPE2_F)	1	2211406T
Q5080	TR	2SC3423-Y	1	2202104
Q5080 or	TR	2SC3423-O	(1)	2202103
Q5080B	SCREW	3P+6FN(3BC)	1	82143006GR
Q5081	TR	2SC3423-Y	1	2202104
Q5081 or	TR	2SC3423-O	(1)	2202103
Q5081B	SCREW	3P+6FN(3BC)	1	82143006GR
Q5082	TR	2SC3423-Y	1	2202104
Q5082 or	TR	2SC3423-O	(1)	2202103
Q5082B	SCREW	3P+6FN(3BC)	1	82143006GR
Q5083	TR	2SC3423-Y	1	2202104
Q5083 or	TR	2SC3423-O	(1)	2202103
Q5083B	SCREW	3P+6FN(3BC)	1	82143006GR
Q5084	TR	2SC3423-Y	1	2202104
Q5084 or	TR	2SC3423-O	(1)	2202103
Q5084B	SCREW	3P+6FN(3BC)	1	82143006GR
Q5085	TR	2SC3423-Y	1	2202104
Q5085 or	TR	2SC3423-O	(1)	2202103
Q5085B	SCREW	3P+6FN(3BC)	1	82143006GR
Q5086	TR	2SC3423-Y	1	2202104
Q5086 or	TR	2SC3423-O	(1)	2202103
Q5086B	SCREW	3P+6FN(3BC)	1	82143006GR
Q6010	TR	2SC1740S-S	1	2213285T
Q6011	TR	2SC1740S-S	1	2213285T
Q6012	TR	2SC1740S-S	1	2213285T
Q6013	TR	2SC1740S-S	1	2213285T
Q6014	TR	2SC1740S-S	1	2213285T
Q6015	TR	2SC1740S-S	1	2213285T
Q6016	TR	2SC1740S-S	1	2213285T
Q6020	TR	2SA933S-R	1	2213354T
Q6020 or	TR	2SA933S-S	(1)	2213355T
Q6020 or	TR	2SA1048-GR	(1)	2212125T
Q6020 or	TR	KTA1267-GR	(1)	2215995T
Q6021	TR	2SA933S-R	1	2213354T
Q6021 or	TR	2SA933S-S	(1)	2213355T
Q6021 or	TR	2SA1048-GR	(1)	2212125T

Q6021 or	TR	KTA1267-GR	( 1)	2215995T
Q6022	TR	2SA933S-R	1	2213354T
Q6022 or	TR	2SA933S-S	( 1)	2213355T
Q6022 or	TR	2SA1048-GR	( 1)	2212125T
Q6022 or	TR	KTA1267-GR	( 1)	2215995T
Q6023	TR	2SA933S-R	1	2213354T
Q6023 or	TR	2SA933S-S	( 1)	2213355T
Q6023 or	TR	2SA1048-GR	( 1)	2212125T
Q6023 or	TR	KTA1267-GR	( 1)	2215995T
Q6024	TR	2SA933S-R	1	2213354T
Q6024 or	TR	2SA933S-S	( 1)	2213355T
Q6024 or	TR	2SA1048-GR	( 1)	2212125T
Q6024 or	TR	KTA1267-GR	( 1)	2215995T
Q6025	TR	2SA933S-R	1	2213354T
Q6025 or	TR	2SA933S-S	( 1)	2213355T
Q6025 or	TR	2SA1048-GR	( 1)	2212125T
Q6025 or	TR	KTA1267-GR	( 1)	2215995T
Q6026	TR	2SA933S-R	1	2213354T
Q6026 or	TR	2SA933S-S	( 1)	2213355T
Q6026 or	TR	2SA1048-GR	( 1)	2212125T
Q6026 or	TR	KTA1267-GR	( 1)	2215995T
Q6030	TR	2SC2229-O(TPE6_F)	1	2211633T
Q6030 or	TR	2SC2229-Y(TPE6_F)	( 1)	2211634T
Q6031	TR	2SC2229-O(TPE6_F)	1	2211633T
Q6031 or	TR	2SC2229-Y(TPE6_F)	( 1)	2211634T
Q6032	TR	2SC2229-O(TPE6_F)	1	2211633T
Q6032 or	TR	2SC2229-Y(TPE6_F)	( 1)	2211634T
Q6033	TR	2SC2229-O(TPE6_F)	1	2211633T
Q6033 or	TR	2SC2229-Y(TPE6_F)	( 1)	2211634T
Q6034	TR	2SC2229-O(TPE6_F)	1	2211633T
Q6034 or	TR	2SC2229-Y(TPE6_F)	( 1)	2211634T
Q6035	TR	2SC2229-O(TPE6_F)	1	2211633T
Q6035 or	TR	2SC2229-Y(TPE6_F)	( 1)	2211634T
Q6036	TR	2SC2229-O(TPE6_F)	1	2211633T
Q6036 or	TR	2SC2229-Y(TPE6_F)	( 1)	2211634T
Q6040	TR	2SA949-O(TPE6_F)	1	2211353T
Q6040 or	TR	2SA949-Y(TPE6_F)	( 1)	2211354T
Q6041	TR	2SA949-O(TPE6_F)	1	2211353T
Q6041 or	TR	2SA949-Y(TPE6_F)	( 1)	2211354T
Q6042	TR	2SA949-O(TPE6_F)	1	2211353T
Q6042 or	TR	2SA949-Y(TPE6_F)	( 1)	2211354T
Q6043	TR	2SA949-O(TPE6_F)	1	2211353T
Q6043 or	TR	2SA949-Y(TPE6_F)	( 1)	2211354T
Q6044	TR	2SA949-O(TPE6_F)	1	2211353T
Q6044 or	TR	2SA949-Y(TPE6_F)	( 1)	2211354T

Q6045	TR	2SA949-O(TPE6_F)	1	2211353T
Q6045 or	TR	2SA949-Y(TPE6_F)	(1)	2211354T
Q6046	TR	2SA949-O(TPE6_F)	1	2211353T
Q6046 or	TR	2SA949-Y(TPE6_F)	(1)	2211354T
Q6070	TR	2SC2631-R	1	2214984T
Q6070 or	TR	2SC2631-S	(1)	2214985T
Q6071	TR	2SC2631-R	1	2214984T
Q6071 or	TR	2SC2631-S	(1)	2214985T
Q6072	TR	2SC2631-R	1	2214984T
Q6072 or	TR	2SC2631-S	(1)	2214985T
Q6073	TR	2SC2631-R	1	2214984T
Q6073 or	TR	2SC2631-S	(1)	2214985T
Q6074	TR	2SC2631-R	1	2214984T
Q6074 or	TR	2SC2631-S	(1)	2214985T
Q6075	TR	2SC2631-R	1	2214984T
Q6075 or	TR	2SC2631-S	(1)	2214985T
Q6076	TR	2SC2631-R	1	2214984T
Q6076 or	TR	2SC2631-S	(1)	2214985T
Q6100	TR	2SA1930(ONK_Q)	1	2203000
Q6100A	HEAT SINK	RAD-177	1	27160517
Q6100B	SCREW	3P+6FN(3BC)	2	82143006GR
Q6101	TR	2SA1930(ONK_Q)	1	2203000
Q6101A	HEAT SINK	RAD-177	1	27160517
Q6101B	SCREW	3P+6FN(3BC)	2	82143006GR
Q6102	TR	2SA1930(ONK_Q)	1	2203000
Q6102A	HEAT SINK	RAD-177	1	27160517
Q6102B	SCREW	3P+6FN(3BC)	2	82143006GR
Q6103	TR	2SA1930(ONK_Q)	1	2203000
Q6103A	HEAT SINK	RAD-177	1	27160517
Q6103B	SCREW	3P+6FN(3BC)	2	82143006GR
Q6104	TR	2SA1930(ONK_Q)	1	2203000
Q6104A	HEAT SINK	RAD-177	1	27160517
Q6104B	SCREW	3P+6FN(3BC)	2	82143006GR
Q6105	TR	2SA1930(ONK_Q)	1	2203000
Q6105A	HEAT SINK	RAD-177	1	27160517
Q6105B	SCREW	3P+6FN(3BC)	2	82143006GR
Q6106	TR	2SA1930(ONK_Q)	1	2203000
Q6106A	HEAT SINK	RAD-177	1	27160517
Q6106B	SCREW	3P+6FN(3BC)	2	82143006GR
Q6110	TR	2SC517I(ONK_Q)	1	2203010
Q6111	TR	2SC517I(ONK_Q)	1	2203010
Q6112	TR	2SC517I(ONK_Q)	1	2203010
Q6113	TR	2SC517I(ONK_Q)	1	2203010
Q6114	TR	2SC517I(ONK_Q)	1	2203010
Q6115	TR	2SC517I(ONK_Q)	1	2203010

Q6116	TR	2SC5171(ONK_Q)	1	2203010
D5000	ZENER D	MTZJ5.6B	1	224470562T
D5001	ZENER D	MTZJ5.6B	1	224470562T
D5002	ZENER D	MTZJ5.6B	1	224470562T
D5003	ZENER D	MTZJ5.6B	1	224470562T
D5004	ZENER D	MTZJ5.6B	1	224470562T
D5005	ZENER D	MTZJ5.6B	1	224470562T
D5006	ZENER D	MTZJ5.6B	1	224470562T
D6000	DIODE	ISS133	1	223163T
D6001	DIODE	ISS133	1	223163T
D6002	DIODE	ISS133	1	223163T
D6003	DIODE	ISS133	1	223163T
D6004	DIODE	ISS133	1	223163T
D6005	DIODE	ISS133	1	223163T
D6006	DIODE	ISS133	1	223163T
L6000	FR CORE	*	1	5597-45502
L6001	FR CORE	*	1	5597-45502
L6002	FR CORE	*	1	5597-45502
L6003	FR CORE	*	1	5597-45502
L6004	FR CORE	*	1	5597-45502
L6005	FR CORE	*	1	5597-45502
L6006	FR CORE	*	1	5597-45502
L6010	FR CORE	*	1	5597-45502
L6011	FR CORE	*	1	5597-45502
L6012	FR CORE	*	1	5597-45502
L6013	FR CORE	*	1	5597-45502
L6014	FR CORE	*	1	5597-45502
L6015	FR CORE	*	1	5597-45502
L6016	FR CORE	*	1	5597-45502
C5010	UTSJ C	CE04W25V-47M(UTSJ)	1	398054707T
C5011	UTSJ C	CE04W25V-47M(UTSJ)	1	398054707T
C5012	UTSJ C	CE04W25V-47M(UTSJ)	1	398054707T
C5013	UTSJ C	CE04W25V-47M(UTSJ)	1	398054707T
C5014	UTSJ C	CE04W25V-47M(UTSJ)	1	398054707T
C5015	UTSJ C	CE04W25V-47M(UTSJ)	1	398054707T
C5016	UTSJ C	CE04W25V-47M(UTSJ)	1	398054707T
C5020	TF C	ECQ-B50V-471J	1	374724714T
C5021	TF C	ECQ-B50V-471J	1	374724714T
C5022	TF C	ECQ-B50V-471J	1	374724714T
C5023	TF C	ECQ-B50V-471J	1	374724714T
C5024	TF C	ECQ-B50V-471J	1	374724714T
C5025	TF C	ECQ-B50V-471J	1	374724714T
C5026	TF C	ECQ-B50V-471J	1	374724714T
C5040	UTSP C	CE04W25V-220M(UTSP)	1	397552217T
C5041	UTSP C	CE04W25V-220M(UTSP)	1	397552217T

C5042	UTSP C	CE04W25V-220M(UTSP)	1	397552217T
C5043	UTSP C	CE04W25V-220M(UTSP)	1	397552217T
C5044	UTSP C	CE04W25V-220M(UTSP)	1	397552217T
C5045	UTSP C	CE04W25V-220M(UTSP)	1	397552217T
C5046	UTSP C	CE04W25V-220M(UTSP)	1	397552217T
C5050	UTSP C	CE04W50V-10M(UTSP)	1	397581007T
C5051	UTSP C	CE04W50V-10M(UTSP)	1	397581007T
C5052	UTSP C	CE04W50V-10M(UTSP)	1	397581007T
C5053	UTSP C	CE04W50V-10M(UTSP)	1	397581007T
C5054	UTSP C	CE04W50V-10M(UTSP)	1	397581007T
C5055	UTSP C	CE04W50V-10M(UTSP)	1	397581007T
C5056	UTSP C	CE04W50V-10M(UTSP)	1	397581007T
C5070	VX C	CE04W100V-10M(VX_BLK)	1	397391007T
C5071	VX C	CE04W100V-10M(VX_BLK)	1	397391007T
C5072	VX C	CE04W100V-10M(VX_BLK)	1	397391007T
C5073	VX C	CE04W100V-10M(VX_BLK)	1	397391007T
C5074	VX C	CE04W100V-10M(VX_BLK)	1	397391007T
C5075	VX C	CE04W100V-10M(VX_BLK)	1	397391007T
C5076	VX C	CE04W100V-10M(VX_BLK)	1	397391007T
C5080	VX C	CE04W63V-22M(VX_BLK)	1	397372207T
C5081	VX C	CE04W63V-22M(VX_BLK)	1	397372207T
C5082	VX C	CE04W63V-22M(VX_BLK)	1	397372207T
C5083	VX C	CE04W63V-22M(VX_BLK)	1	397372207T
C5084	VX C	CE04W63V-22M(VX_BLK)	1	397372207T
C5085	VX C	CE04W63V-22M(VX_BLK)	1	397372207T
C5086	VX C	CE04W63V-22M(VX_BLK)	1	397372207T
C5100	TF C	ECQ-B50V-101K	1	374721015T
C5101	TF C	ECQ-B50V-101K	1	374721015T
C5102	TF C	ECQ-B50V-101K	1	374721015T
C5103	TF C	ECQ-B50V-101K	1	374721015T
C5104	TF C	ECQ-B50V-101K	1	374721015T
C5105	TF C	ECQ-B50V-101K	1	374721015T
C5106	TF C	ECQ-B50V-101K	1	374721015T
C5110	CERA C	CC45CH50V-010C	1	345340101T
C5111	CERA C	CC45CH50V-010C	1	345340101T
C5112	CERA C	CC45CH50V-010C	1	345340101T
C5113	CERA C	CC45CH50V-010C	1	345340101T
C5114	CERA C	CC45CH50V-010C	1	345340101T
C5115	CERA C	CC45CH50V-010C	1	345340101T
C5116	CERA C	CC45CH50V-010C	1	345340101T
C5120	VR C	CE04W100V-100M(VR)	1	394691017S
C5121	VR C	CE04W100V-100M(VR)	1	394691017S
C5122	VR C	CE04W100V-100M(VR)	1	394691017S
C5123	VR C	CE04W100V-100M(VR)	1	394691017S
C5124	VR C	CE04W100V-100M(VR)	1	394691017S

C5125	VR C	CE04W100V-100M(VR)	1	394691017S
C5126	VR C	CE04W100V-100M(VR)	1	394691017S
C5130	VR C	CE04W100V-100M(VR)	1	394691017S
C5131	VR C	CE04W100V-100M(VR)	1	394691017S
C5132	VR C	CE04W100V-100M(VR)	1	394691017S
C5133	VR C	CE04W100V-100M(VR)	1	394691017S
C5134	VR C	CE04W100V-100M(VR)	1	394691017S
C5135	VR C	CE04W100V-100M(VR)	1	394691017S
C5136	VR C	CE04W100V-100M(VR)	1	394691017S
C6000	TF C	ECQ-B50V-102J	1	374721024T
C6001	TF C	ECQ-B50V-102J	1	374721024T
C6002	TF C	ECQ-B50V-102J	1	374721024T
C6003	TF C	ECQ-B50V-102J	1	374721024T
C6004	TF C	ECQ-B50V-102J	1	374721024T
C6005	TF C	ECQ-B50V-102J	1	374721024T
C6006	TF C	ECQ-B50V-102J	1	374721024T
C6010	UTSP C	CE04W50V 47M(UTSP)	1	397584707T
C6011	UTSP C	CE04W50V 47M(UTSP)	1	397584707T
C6012	UTSP C	CE04W50V 47M(UTSP)	1	397584707T
C6013	UTSP C	CE04W50V 47M(UTSP)	1	397584707T
C6014	UTSP C	CE04W50V 47M(UTSP)	1	397584707T
C6015	UTSP C	CE04W50V 47M(UTSP)	1	397584707T
C6016	UTSP C	CE04W50V 47M(UTSP)	1	397584707T
C6020	UTSP C	CE04W50V 47M(UTSP)	1	397584707T
C6021	UTSP C	CE04W50V 47M(UTSP)	1	397584707T
C6022	UTSP C	CE04W50V 47M(UTSP)	1	397584707T
C6023	UTSP C	CE04W50V 47M(UTSP)	1	397584707T
C6024	UTSP C	CE04W50V 47M(UTSP)	1	397584707T
C6025	UTSP C	CE04W50V 47M(UTSP)	1	397584707T
C6026	UTSP C	CE04W50V 47M(UTSP)	1	397584707T
C6040	TF C	ECQ-B50V-223J	1	374722234T
C6041	TF C	ECQ-B50V-223J	1	374722234T
C6042	TF C	ECQ-B50V-223J	1	374722234T
C6043	TF C	ECQ-B50V-223J	1	374722234T
C6044	TF C	ECQ-B50V-223J	1	374722234T
C6045	TF C	ECQ-B50V-223J	1	374722234T
C6046	TF C	ECQ-B50V-223J	1	374722234T
R5000	CARBON R	R16J-1K	1	417341024T
R5001	CARBON R	R16J-1K	1	417341024T
R5002	CARBON R	R16J-1K	1	417341024T
R5003	CARBON R	R16J-1K	1	417341024T
R5004	CARBON R	R16J-1K	1	417341024T
R5005	CARBON R	R16J-1K	1	417341024T
R5006	CARBON R	R16J-1K	1	417341024T
R5010	CARBON R	R16J-56K	1	417345634T

R5011	CARBON R	R16J-56K	1	417345634T
R5012	CARBON R	R16J-56K	1	417345634T
R5013	CARBON R	R16J-56K	1	417345634T
R5014	CARBON R	R16J-56K	1	417345634T
R5015	CARBON R	R16J-56K	1	417345634T
R5016	CARBON R	R16J-56K	1	417345634T
R5020	CARBON R	R16J-330	1	417343314T
R5021	CARBON R	R16J-330	1	417343314T
R5022	CARBON R	R16J-330	1	417343314T
R5023	CARBON R	R16J-330	1	417343314T
R5024	CARBON R	R16J-330	1	417343314T
R5025	CARBON R	R16J-330	1	417343314T
R5026	CARBON R	R16J-330	1	417343314T
R5030	CARBON R	R16J-330	1	417343314T
R5031	CARBON R	R16J-330	1	417343314T
R5032	CARBON R	R16J-330	1	417343314T
R5033	CARBON R	R16J-330	1	417343314T
R5034	CARBON R	R16J-330	1	417343314T
R5035	CARBON R	R16J-330	1	417343314T
R5036	CARBON R	R16J-330	1	417343314T
R5040	CARBON R	R16J-330	1	417343314T
R5041	CARBON R	R16J-330	1	417343314T
R5042	CARBON R	R16J-330	1	417343314T
R5043	CARBON R	R16J-330	1	417343314T
R5044	CARBON R	R16J-330	1	417343314T
R5045	CARBON R	R16J-330	1	417343314T
R5046	CARBON R	R16J-330	1	417343314T
R5050	CARBON R	R16J-5.6K	1	417345624T
R5051	CARBON R	R16J-5.6K	1	417345624T
R5052	CARBON R	R16J-5.6K	1	417345624T
R5053	CARBON R	R16J-5.6K	1	417345624T
R5054	CARBON R	R16J-5.6K	1	417345624T
R5055	CARBON R	R16J-5.6K	1	417345624T
R5056	CARBON R	R16J-5.6K	1	417345624T
R5060	CARBON R	R16J-2.7K	1	417342724T
R5061	CARBON R	R16J-2.7K	1	417342724T
R5062	CARBON R	R16J-2.7K	1	417342724T
R5063	CARBON R	R16J-2.7K	1	417342724T
R5064	CARBON R	R16J-2.7K	1	417342724T
R5065	CARBON R	R16J-2.7K	1	417342724T
R5066	CARBON R	R16J-2.7K	1	417342724T
R5070	CARBON R	R16J-100K	1	417341044T
R5071	CARBON R	R16J-100K	1	417341044T
R5072	CARBON R	R16J-100K	1	417341044T
R5073	CARBON R	R16J-100K	1	417341044T

R5074	CARBON R	R16J-100K	1	417341044T
R5075	CARBON R	R16J-100K	1	417341044T
R5076	CARBON R	R16J-100K	1	417341044T
R5090	CARBON R	R16J-1.8K	1	417341824T
R5091	CARBON R	R16J-1.8K	1	417341824T
R5092	CARBON R	R16J-1.8K	1	417341824T
R5093	CARBON R	R16J-1.8K	1	417341824T
R5094	CARBON R	R16J-1.8K	1	417341824T
R5095	CARBON R	R16J-1.8K	1	417341824T
R5096	CARBON R	R16J-1.8K	1	417341824T
R5110	CARBON R	R16J-2.2K	1	417342224T
R5111	CARBON R	R16J-2.2K	1	417342224T
R5112	CARBON R	R16J-2.2K	1	417342224T
R5113	CARBON R	R16J-2.2K	1	417342224T
R5114	CARBON R	R16J-2.2K	1	417342224T
R5115	CARBON R	R16J-2.2K	1	417342224T
R5116	CARBON R	R16J-2.2K	1	417342224T
R5120	CARBON R	R16J-2.2K	1	417342224T
R5121	CARBON R	R16J-2.2K	1	417342224T
R5122	CARBON R	R16J-2.2K	1	417342224T
R5123	CARBON R	R16J-2.2K	1	417342224T
R5124	CARBON R	R16J-2.2K	1	417342224T
R5125	CARBON R	R16J-2.2K	1	417342224T
R5126	CARBON R	R16J-2.2K	1	417342224T
R5130	NF CARBON R	R25J-820	1	415478214T
R5131	NF CARBON R	R25J-820	1	415478214T
R5132	NF CARBON R	R25J-820	1	415478214T
R5133	NF CARBON R	R25J-820	1	415478214T
R5134	NF CARBON R	R25J-820	1	415478214T
R5135	NF CARBON R	R25J-820	1	415478214T
R5136	NF CARBON R	R25J-820	1	415478214T
R5140	NF CARBON R	R25J-820	1	415478214T
R5141	NF CARBON R	R25J-820	1	415478214T
R5142	NF CARBON R	R25J-820	1	415478214T
R5143	NF CARBON R	R25J-820	1	415478214T
R5144	NF CARBON R	R25J-820	1	415478214T
R5145	NF CARBON R	R25J-820	1	415478214T
R5146	NF CARBON R	R25J-820	1	415478214T
R5150	METAL O R	RS1/2WBJ-10K	1	443521034T
R5151	METAL O R	RS1/2WBJ-10K	1	443521034T
R5152	METAL O R	RS1/2WBJ-10K	1	443521034T
R5153	METAL O R	RS1/2WBJ-10K	1	443521034T
R5154	METAL O R	RS1/2WBJ-10K	1	443521034T
R5155	METAL O R	RS1/2WBJ-10K	1	443521034T
R5156	METAL O R	RS1/2WBJ-10K	1	443521034T

R5160	NF CARBON R	R25J-1.0K	1	415471024T
R5161	NF CARBON R	R25J-1.0K	1	415471024T
R5162	NF CARBON R	R25J-1.0K	1	415471024T
R5163	NF CARBON R	R25J-1.0K	1	415471024T
R5164	NF CARBON R	R25J-1.0K	1	415471024T
R5165	NF CARBON R	R25J-1.0K	1	415471024T
R5166	NF CARBON R	R25J-1.0K	1	415471024T
R5170	NF CARBON R	R25J-820	1	415478214T
R5171	NF CARBON R	R25J-820	1	415478214T
R5172	NF CARBON R	R25J-820	1	415478214T
R5173	NF CARBON R	R25J-820	1	415478214T
R5174	NF CARBON R	R25J-820	1	415478214T
R5175	NF CARBON R	R25J-820	1	415478214T
R5176	NF CARBON R	R25J-820	1	415478214T
R5180	NF CARBON R	R25J-33	1	415473304T
R5181	NF CARBON R	R25J-33	1	415473304T
R5182	NF CARBON R	R25J-33	1	415473304T
R5183	NF CARBON R	R25J-33	1	415473304T
R5184	NF CARBON R	R25J-33	1	415473304T
R5185	NF CARBON R	R25J-33	1	415473304T
R5186	NF CARBON R	R25J-33	1	415473304T
R5210	CARBON R	R16J-18K	1	417341834T
R5211	CARBON R	R16J-18K	1	417341834T
R5212	CARBON R	R16J-18K	1	417341834T
R5213	CARBON R	R16J-18K	1	417341834T
R5214	CARBON R	R16J-18K	1	417341834T
R5215	CARBON R	R16J-18K	1	417341834T
R5216	CARBON R	R16J-18K	1	417341834T
R5220	CARBON R	R16J-18K	1	417341834T
R5221	CARBON R	R16J-18K	1	417341834T
R5222	CARBON R	R16J-18K	1	417341834T
R5223	CARBON R	R16J-18K	1	417341834T
R5224	CARBON R	R16J-18K	1	417341834T
R5225	CARBON R	R16J-18K	1	417341834T
R5226	CARBON R	R16J-18K	1	417341834T
R5230	NF CARBON R	R25J-15	1	415471504T
R5231	NF CARBON R	R25J-15	1	415471504T
R5232	NF CARBON R	R25J-15	1	415471504T
R5233	NF CARBON R	R25J-15	1	415471504T
R5234	NF CARBON R	R25J-15	1	415471504T
R5235	NF CARBON R	R25J-15	1	415471504T
R5236	NF CARBON R	R25J-15	1	415471504T
R5240	NF CARBON R	R25J-15	1	415471504T
R5241	NF CARBON R	R25J-15	1	415471504T
R5242	NF CARBON R	R25J-15	1	415471504T

R5243	NF CARBON R	R25J-15	1	415471504T
R5244	NF CARBON R	R25J-15	1	415471504T
R5245	NF CARBON R	R25J-15	1	415471504T
R5246	NF CARBON R	R25J-15	1	415471504T
R5250	CARBON R	R16J-68K	1	417346834T
R5251	CARBON R	R16J-68K	1	417346834T
R5252	CARBON R	R16J-68K	1	417346834T
R5253	CARBON R	R16J-68K	1	417346834T
R5254	CARBON R	R16J-68K	1	417346834T
R5255	CARBON R	R16J-68K	1	417346834T
R5256	CARBON R	R16J-68K	1	417346834T
R5260	CARBON R	R16J-270K	1	417342744T
R5261	CARBON R	R16J-270K	1	417342744T
R5262	CARBON R	R16J-270K	1	417342744T
R5263	CARBON R	R16J-270K	1	417342744T
R5264	CARBON R	R16J-270K	1	417342744T
R5265	CARBON R	R16J-270K	1	417342744T
R5266	CARBON R	R16J-270K	1	417342744T
R5280	METAL O R	RS1/2WBJ-10K	1	443521034T
R5281	METAL O R	RS1/2WBJ-10K	1	443521034T
R5282	METAL O R	RS1/2WBJ-10K	1	443521034T
R5283	METAL O R	RS1/2WBJ-10K	1	443521034T
R5284	METAL O R	RS1/2WBJ-10K	1	443521034T
R5285	METAL O R	RS1/2WBJ-10K	1	443521034T
R5286	METAL O R	RS1/2WBJ-10K	1	443521034T
R5290	CARBON R	R16J-100K	1	417341044T
R5291	CARBON R	R16J-100K	1	417341044T
R5292	CARBON R	R16J-100K	1	417341044T
R5293	CARBON R	R16J-100K	1	417341044T
R5294	CARBON R	R16J-100K	1	417341044T
R5295	CARBON R	R16J-100K	1	417341044T
R5296	CARBON R	R16J-100K	1	417341044T
R5300	NF CARBON R	R25J-82	1	415478204T
R5301	NF CARBON R	R25J-82	1	415478204T
R5302	NF CARBON R	R25J-82	1	415478204T
R5303	NF CARBON R	R25J-82	1	415478204T
R5304	NF CARBON R	R25J-82	1	415478204T
R5305	NF CARBON R	R25J-82	1	415478204T
R5306	NF CARBON R	R25J-82	1	415478204T
R5330	NF CARBON R	R25J-82	1	415478204T
R5331	NF CARBON R	R25J-82	1	415478204T
R5332	NF CARBON R	R25J-82	1	415478204T
R5333	NF CARBON R	R25J-82	1	415478204T
R5334	NF CARBON R	R25J-82	1	415478204T
R5335	NF CARBON R	R25J-82	1	415478204T

R5336	NF CARBON R	R25J-82	1	415478204T
R5360	CARBON R	R16J-120K	1	417341244T
R5361	CARBON R	R16J-120K	1	417341244T
R5362	CARBON R	R16J-120K	1	417341244T
R5363	CARBON R	R16J-120K	1	417341244T
R5364	CARBON R	R16J-120K	1	417341244T
R5365	CARBON R	R16J-120K	1	417341244T
R5366	CARBON R	R16J-120K	1	417341244T
R5370	CARBON R	R16J-560K	1	417345644T
R5371	CARBON R	R16J-560K	1	417345644T
R5372	CARBON R	R16J-560K	1	417345644T
R5373	CARBON R	R16J-560K	1	417345644T
R5374	CARBON R	R16J-560K	1	417345644T
R5375	CARBON R	R16J-560K	1	417345644T
R5376	CARBON R	R16J-560K	1	417345644T
R6010	CARBON R	R16J-4.7K	1	417344724T
R6011	CARBON R	R16J-4.7K	1	417344724T
R6012	CARBON R	R16J-4.7K	1	417344724T
R6013	CARBON R	R16J-4.7K	1	417344724T
R6014	CARBON R	R16J-4.7K	1	417344724T
R6015	CARBON R	R16J-4.7K	1	417344724T
R6016	CARBON R	R16J-4.7K	1	417344724T
R6020	CARBON R	R16J-3.3K	1	417343324T
R6021	CARBON R	R16J-3.3K	1	417343324T
R6022	CARBON R	R16J-3.3K	1	417343324T
R6023	CARBON R	R16J-3.3K	1	417343324T
R6024	CARBON R	R16J-3.3K	1	417343324T
R6025	CARBON R	R16J-3.3K	1	417343324T
R6026	CARBON R	R16J-3.3K	1	417343324T
R6030	CARBON R	R16J-1.8K	1	417341824T
R6031	CARBON R	R16J-1.8K	1	417341824T
R6032	CARBON R	R16J-1.8K	1	417341824T
R6033	CARBON R	R16J-1.8K	1	417341824T
R6034	CARBON R	R16J-1.8K	1	417341824T
R6035	CARBON R	R16J-1.8K	1	417341824T
R6036	CARBON R	R16J-1.8K	1	417341824T
R6040	TRIM R	N06HR1KBB	1	5211401T
R6041	TRIM R	N06HR1KBB	1	5211401T
R6042	TRIM R	N06HR1KBB	1	5211401T
R6043	TRIM R	N06HR1KBB	1	5211401T
R6044	TRIM R	N06HR1KBB	1	5211401T
R6045	TRIM R	N06HR1KBB	1	5211401T
R6046	TRIM R	N06HR1KBB	1	5211401T
R6050	CARBON R	R16J-2.7K	1	417342724T
R6051	CARBON R	R16J-2.7K	1	417342724T

R6052	CARBON R	R16J-2.7K	1	417342724T
R6053	CARBON R	R16J-2.7K	1	417342724T
R6054	CARBON R	R16J-2.7K	1	417342724T
R6055	CARBON R	R16J-2.7K	1	417342724T
R6056	CARBON R	R16J-2.7K	1	417342724T
R6060	NF CARBON R	R25J-120	1	415471214T
R6061	NF CARBON R	R25J-120	1	415471214T
R6062	NF CARBON R	R25J-120	1	415471214T
R6063	NF CARBON R	R25J-120	1	415471214T
R6064	NF CARBON R	R25J-120	1	415471214T
R6065	NF CARBON R	R25J-120	1	415471214T
R6066	NF CARBON R	R25J-120	1	415471214T
R6070	NF CARBON R	R25J-82	1	415478204T
R6071	NF CARBON R	R25J-82	1	415478204T
R6072	NF CARBON R	R25J-82	1	415478204T
R6073	NF CARBON R	R25J-82	1	415478204T
R6074	NF CARBON R	R25J-82	1	415478204T
R6075	NF CARBON R	R25J-82	1	415478204T
R6076	NF CARBON R	R25J-82	1	415478204T
R6080	METAL O R	RS1/2WBJ-10	1	443521004T
R6081	METAL O R	RS1/2WBJ-10	1	443521004T
R6082	METAL O R	RS1/2WBJ-10	1	443521004T
R6083	METAL O R	RS1/2WBJ-10	1	443521004T
R6084	METAL O R	RS1/2WBJ-10	1	443521004T
R6085	METAL O R	RS1/2WBJ-10	1	443521004T
R6086	METAL O R	RS1/2WBJ-10	1	443521004T
R6090	METAL O R	RS1/2WBJ-10	1	443521004T
R6091	METAL O R	RS1/2WBJ-10	1	443521004T
R6092	METAL O R	RS1/2WBJ-10	1	443521004T
R6093	METAL O R	RS1/2WBJ-10	1	443521004T
R6094	METAL O R	RS1/2WBJ-10	1	443521004T
R6095	METAL O R	RS1/2WBJ-10	1	443521004T
R6096	METAL O R	RS1/2WBJ-10	1	443521004T
R6110	CARBON R	R16J-10K	1	417341034T
R6111	CARBON R	R16J-10K	1	417341034T
R6112	CARBON R	R16J-10K	1	417341034T
R6113	CARBON R	R16J-10K	1	417341034T
R6114	CARBON R	R16J-10K	1	417341034T
R6115	CARBON R	R16J-10K	1	417341034T
R6116	CARBON R	R16J-10K	1	417341034T
R6150	NF CARBON R	R25J-100	1	415471014T
R6151	NF CARBON R	R25J-100	1	415471014T
R6152	NF CARBON R	R25J-100	1	415471014T
R6153	NF CARBON R	R25J-100	1	415471014T
R6154	NF CARBON R	R25J-100	1	415471014T

R6155	NF CARBON R	R25J-100	1	415471014T
R6156	NF CARBON R	R25J-100	1	415471014T
R6160	NF CARBON R	R25J-100	1	415471014T
R6161	NF CARBON R	R25J-100	1	415471014T
R6162	NF CARBON R	R25J-100	1	415471014T
R6163	NF CARBON R	R25J-100	1	415471014T
R6164	NF CARBON R	R25J-100	1	415471014T
R6165	NF CARBON R	R25J-100	1	415471014T
R6166	NF CARBON R	R25J-100	1	415471014T
R6170	CARBON R	R16J-33K	1	417343334T
R6171	CARBON R	R16J-33K	1	417343334T
R6172	CARBON R	R16J-33K	1	417343334T
R6173	CARBON R	R16J-33K	1	417343334T
R6174	CARBON R	R16J-33K	1	417343334T
R6175	CARBON R	R16J-33K	1	417343334T
R6176	CARBON R	R16J-33K	1	417343334T
R6180	CARBON R	R16J-15K	1	417341534T
R6181	CARBON R	R16J-15K	1	417341534T
R6182	CARBON R	R16J-15K	1	417341534T
R6183	CARBON R	R16J-15K	1	417341534T
R6184	CARBON R	R16J-15K	1	417341534T
R6185	CARBON R	R16J-15K	1	417341534T
R6186	CARBON R	R16J-15K	1	417341534T
R6190	CARBON R	R16J-5.6K	1	417345624T
R6191	CARBON R	R16J-5.6K	1	417345624T
R6192	CARBON R	R16J-5.6K	1	417345624T
R6193	CARBON R	R16J-5.6K	1	417345624T
R6194	CARBON R	R16J-5.6K	1	417345624T
R6195	CARBON R	R16J-5.6K	1	417345624T
R6196	CARBON R	R16J-5.6K	1	417345624T
R6210	CARBON R	R16J-47K	1	417344734T
R6211	CARBON R	R16J-47K	1	417344734T
R6212	CARBON R	R16J-47K	1	417344734T
R6213	CARBON R	R16J-47K	1	417344734T
R6214	CARBON R	R16J-47K	1	417344734T
R6215	CARBON R	R16J-47K	1	417344734T
R6216	CARBON R	R16J-47K	1	417344734T
R6230	CARBON R	R16J-47K	1	417344734T
R6231	CARBON R	R16J-47K	1	417344734T
R6232	CARBON R	R16J-47K	1	417344734T
R6233	CARBON R	R16J-47K	1	417344734T
R6234	CARBON R	R16J-47K	1	417344734T
R6235	CARBON R	R16J-47K	1	417344734T
R6236	CARBON R	R16J-47K	1	417344734T
R6250	NF CARBON R	R25J-120	1	415471214T

R6251	NF CARBON R	R25J-120	1	415471214T
R6252	NF CARBON R	R25J-120	1	415471214T
R6253	NF CARBON R	R25J-120	1	415471214T
R6254	NF CARBON R	R25J-120	1	415471214T
R6255	NF CARBON R	R25J-120	1	415471214T
R6256	NF CARBON R	R25J-120	1	415471214T
R6260	NF CARBON R	R25J-120	1	415471214T
R6261	NF CARBON R	R25J-120	1	415471214T
R6262	NF CARBON R	R25J-120	1	415471214T
R6263	NF CARBON R	R25J-120	1	415471214T
R6264	NF CARBON R	R25J-120	1	415471214T
R6265	NF CARBON R	R25J-120	1	415471214T
R6266	NF CARBON R	R25J-120	1	415471214T
R6270	NF CARBON R	R25J-18	1	415471804T
R6271	NF CARBON R	R25J-18	1	415471804T
R6272	NF CARBON R	R25J-18	1	415471804T
R6273	NF CARBON R	R25J-18	1	415471804T
R6274	NF CARBON R	R25J-18	1	415471804T
R6275	NF CARBON R	R25J-18	1	415471804T
R6276	NF CARBON R	R25J-18	1	415471804T
R6280	NF CARBON R	R25J-18	1	415471804T
R6281	NF CARBON R	R25J-18	1	415471804T
R6282	NF CARBON R	R25J-18	1	415471804T
R6283	NF CARBON R	R25J-18	1	415471804T
R6284	NF CARBON R	R25J-18	1	415471804T
R6285	NF CARBON R	R25J-18	1	415471804T
R6286	NF CARBON R	R25J-18	1	415471804T
R6290	NF CARBON R	R25J-2.2	1	415470224T
R6291	NF CARBON R	R25J-2.2	1	415470224T
R6292	NF CARBON R	R25J-2.2	1	415470224T
R6293	NF CARBON R	R25J-2.2	1	415470224T
R6294	NF CARBON R	R25J-2.2	1	415470224T
R6295	NF CARBON R	R25J-2.2	1	415470224T
R6296	NF CARBON R	R25J-2.2	1	415470224T
R6300	NF CARBON R	R25J-2.2	1	415470224T
R6301	NF CARBON R	R25J-2.2	1	415470224T
R6302	NF CARBON R	R25J-2.2	1	415470224T
R6303	NF CARBON R	R25J-2.2	1	415470224T
R6304	NF CARBON R	R25J-2.2	1	415470224T
R6305	NF CARBON R	R25J-2.2	1	415470224T
R6306	NF CARBON R	R25J-2.2	1	415470224T
R6310	NF CARBON R	R25J-10	1	415471004T
R6311	NF CARBON R	R25J-10	1	415471004T
R6312	NF CARBON R	R25J-10	1	415471004T
R6313	NF CARBON R	R25J-10	1	415471004T

R6314	NF CARBON R	R25J-10	1	415471004T
R6315	NF CARBON R	R25J-10	1	415471004T
R6316	NF CARBON R	R25J-10	1	415471004T
R6330	METAL R	RNU1/2WCJ-0.22	1	453532294T
R6331	METAL R	RNU1/2WCJ-0.22	1	453532294T
R6332	METAL R	RNU1/2WCJ-0.22	1	453532294T
R6333	METAL R	RNU1/2WCJ-0.22	1	453532294T
R6334	METAL R	RNU1/2WCJ-0.22	1	453532294T
R6335	METAL R	RNU1/2WCJ-0.22	1	453532294T
R6336	METAL R	RNU1/2WCJ-0.22	1	453532294T
R6340	METAL R	RNU1/2WCJ-0.22	1	453532294T
R6341	METAL R	RNU1/2WCJ-0.22	1	453532294T
R6342	METAL R	RNU1/2WCJ-0.22	1	453532294T
R6343	METAL R	RNU1/2WCJ-0.22	1	453532294T
R6344	METAL R	RNU1/2WCJ-0.22	1	453532294T
R6345	METAL R	RNU1/2WCJ-0.22	1	453532294T
R6346	METAL R	RNU1/2WCJ-0.22	1	453532294T
R6350	METAL R	RNU1/2WCJ-0.22	1	453532294T
R6351	METAL R	RNU1/2WCJ-0.22	1	453532294T
R6352	METAL R	RNU1/2WCJ-0.22	1	453532294T
R6353	METAL R	RNU1/2WCJ-0.22	1	453532294T
R6354	METAL R	RNU1/2WCJ-0.22	1	453532294T
R6355	METAL R	RNU1/2WCJ-0.22	1	453532294T
R6356	METAL R	RNU1/2WCJ-0.22	1	453532294T
R6360	METAL R	RNU1/2WCJ-0.22	1	453532294T
R6361	METAL R	RNU1/2WCJ-0.22	1	453532294T
R6362	METAL R	RNU1/2WCJ-0.22	1	453532294T
R6363	METAL R	RNU1/2WCJ-0.22	1	453532294T
R6364	METAL R	RNU1/2WCJ-0.22	1	453532294T
R6365	METAL R	RNU1/2WCJ-0.22	1	453532294T
R6366	METAL R	RNU1/2WCJ-0.22	1	453532294T
R6400	METAL PR	MPR5W+5W 0R22	1	4000233S
R6401	METAL PR	MPR5W+5W 0R22	1	4000233S
R6402	METAL PR	MPR5W+5W 0R22	1	4000233S
R6403	METAL PR	MPR5W+5W 0R22	1	4000233S
R6404	METAL PR	MPR5W+5W 0R22	1	4000233S
R6405	METAL PR	MPR5W+5W 0R22	1	4000233S
R6406	METAL PR	MPR5W+5W 0R22	1	4000233S
R6410	METAL PR	MPR5W+5W 0R22	1	4000233S
R6411	METAL PR	MPR5W+5W 0R22	1	4000233S
R6412	METAL PR	MPR5W+5W 0R22	1	4000233S
R6413	METAL PR	MPR5W+5W 0R22	1	4000233S
R6414	METAL PR	MPR5W+5W 0R22	1	4000233S
R6415	METAL PR	MPR5W+5W 0R22	1	4000233S
R6416	METAL PR	MPR5W+5W 0R22	1	4000233S

R6650	NF CARBON R	R25J-100	1	415471014T
R6651	NF CARBON R	R25J-100	1	415471014T
R6652	NF CARBON R	R25J-100	1	415471014T
R6653	NF CARBON R	R25J-100	1	415471014T
R6654	NF CARBON R	R25J-100	1	415471014T
R6655	NF CARBON R	R25J-100	1	415471014T
R6656	NF CARBON R	R25J-100	1	415471014T
R6660	NF CARBON R	R25J-100	1	415471014T
R6661	NF CARBON R	R25J-100	1	415471014T
R6662	NF CARBON R	R25J-100	1	415471014T
R6663	NF CARBON R	R25J-100	1	415471014T
R6664	NF CARBON R	R25J-100	1	415471014T
R6665	NF CARBON R	R25J-100	1	415471014T
R6666	NF CARBON R	R25J-100	1	415471014T
JL6041B	WIRE TRAP	NPLG-3P586	1	25055624
JL6042A	WIRE HOL	NSCT-3P874	1	25051087
JL6042B	WIRE TRAP	NPLG-3P586	1	25055624
P5010A	SOCKET	NSCT-3P2183	1	25052286
P5011A	SOCKET	NSCT-3P2183	1	25052286
P5012A	SOCKET	NSCT-3P2183	1	25052286
P5013A	SOCKET	NSCT-3P2183	1	25052286
P5014A	SOCKET	NSCT-3P2183	1	25052286
P5015A	SOCKET	NSCT-3P2183	1	25052286
P5016A	SOCKET	NSCT-3P2183	1	25052286
P5020A	TRM	NTM-1P233(M1969)	1	25060302
P5021A	TRM	NTM-1P233(M1969)	1	25060302
P5022A	TRM	NTM-1P233(M1969)	1	25060302
P5023A	TRM	NTM-1P233(M1969)	1	25060302
P5024A	TRM	NTM-1P233(M1969)	1	25060302
P5025A	TRM	NTM-1P233(M1969)	1	25060302
P5026A	TRM	NTM-1P233(M1969)	1	25060302
P6010A	SOCKET	NSCT-4P2184	1	25052287
P6011A	SOCKET	NSCT-4P2184	1	25052287
P6012A	SOCKET	NSCT-4P2184	1	25052287
P6013A	SOCKET	NSCT-4P2184	1	25052287
P6014A	SOCKET	NSCT-4P2184	1	25052287
P6015A	SOCKET	NSCT-4P2184	1	25052287
P6016A	SOCKET	NSCT-4P2184	1	25052287
P6030A	PLUG	IMSA-9115B-06	1	25056336
P6030B	SOCKET	IMSA-9115S-06L	1	25052986
P6031A	PLUG	IMSA-9115B-06	1	25056336
P6031B	SOCKET	IMSA-9115S-06L	1	25052986
P6032A	PLUG	IMSA-9115B-06	1	25056336
P6032B	SOCKET	IMSA-9115S-06L	1	25052986
P6033A	PLUG	IMSA-9115B-06	1	25056336

P6033B	SOCKET	IMSA-9115S-06L	1	25052986
P6034A	PLUG	IMSA-9115B-06	1	25056336
P6034B	SOCKET	IMSA-9115S-06L	1	25052986
P6035A	PLUG	IMSA-9115B-06	1	25056336
P6035B	SOCKET	IMSA-9115S-06L	1	25052986
P6036A	PLUG	IMSA-9115B-06	1	25056336
P6036B	SOCKET	IMSA-9115S-06L	1	25052986
P6050	PLUG	IMSA-9201B-1-06Z388-PT1	1	25056614
P6051	PLUG	IMSA-9201B-1-06Z388-PT1	1	25056614
P6052	PLUG	IMSA-9201B-1-06Z388-PT1	1	25056614
P6053	PLUG	IMSA-9201B-1-06Z388-PT1	1	25056614
P6054	PLUG	IMSA-9201B-1-06Z388-PT1	1	25056614
P6055	PLUG	IMSA-9201B-1-06Z388-PT1	1	25056614
P6056	PLUG	IMSA-9201B-1-06Z388-PT1	1	25056614
P6060	PLUG	IMSA-9201B-1-06Z388-PT1	1	25056614
P6061	PLUG	IMSA-9201B-1-06Z388-PT1	1	25056614
P6062	PLUG	IMSA-9201B-1-06Z388-PT1	1	25056614
P6063	PLUG	IMSA-9201B-1-06Z388-PT1	1	25056614
P6064	PLUG	IMSA-9201B-1-06Z388-PT1	1	25056614
P6065	PLUG	IMSA-9201B-1-06Z388-PT1	1	25056614
P6066	PLUG	IMSA-9201B-1-06Z388-PT1	1	25056614
P6070	PLUG	NPLG-2P645	1	25055689
P6071	PLUG	NPLG-2P645	1	25055689
P6072	PLUG	NPLG-2P645	1	25055689
P6073	PLUG	NPLG-2P645	1	25055689
P6074	PLUG	NPLG-2P645	1	25055689
P6075	PLUG	NPLG-2P645	1	25055689
P6076	PLUG	NPLG-2P645	1	25055689
P6080	PLUG	IMSA-9201B-1-06Z388-PT1	1	25056614
P6081	PLUG	IMSA-9201B-1-06Z388-PT1	1	25056614
P6082	PLUG	IMSA-9201B-1-06Z388-PT1	1	25056614
P6083	PLUG	IMSA-9201B-1-06Z388-PT1	1	25056614
P6084	PLUG	IMSA-9201B-1-06Z388-PT1	1	25056614
P6085	PLUG	IMSA-9201B-1-06Z388-PT1	1	25056614
P6086	PLUG	IMSA-9201B-1-06Z388-PT1	1	25056614
P6090	PLUG	IMSA-9201B-1-06Z388-PT1	1	25056614
P6091	PLUG	IMSA-9201B-1-06Z388-PT1	1	25056614
P6092	PLUG	IMSA-9201B-1-06Z388-PT1	1	25056614
P6093	PLUG	IMSA-9201B-1-06Z388-PT1	1	25056614
P6094	PLUG	IMSA-9201B-1-06Z388-PT1	1	25056614
P6095	PLUG	IMSA-9201B-1-06Z388-PT1	1	25056614
P6096	PLUG	IMSA-9201B-1-06Z388-PT1	1	25056614
P6240	SOCKET AS	NSAS-3P1658	1	2009991062AUL
P6250	SOCKET AS	NSAS-4P1657	1	2009991061UL
P6340A	PLUG	NPLG-2P149	1	25055165

P6340B	RETAINER	(BUS-1)	1	27142056	
P6340C	RETAINER	(BUS-1)	1	27142056	
P6350A	PLUG	NPLG-2P149	1	25055165	
P6350B	RETAINER	(BUS-2)	1	27142057	
P6350C	RETAINER	(BUS-2)	1	27142057	

**U25 DSP PC BOARD (NADSP-9072-1B)**

REF. NO.	PART NAME	DESCRIPTION	Q'TY	PART NO. (SN)	REMARKS
Q3301	IC	TC74VHC157FT	1	22274157ER2TO	
Q3311	IC	TC74VHC157FT	1	22274157ER2TO	
Q3325	IC	TC74VHC157FT	1	22274157ER2TO	
Q3331	IC	TC74VHC157FT	1	22274157ER2TO	
Q3351	IC	TC74VHC157FT	1	22274157ER2TO	
Q3371	IC	TC74VHC157FT	1	22274157ER2TO	
Q3391	IC	TC74VHCT08AFT (EKJ)	1	22274008G1R2TO	
Q3391 or	IC	TC74VHCT08AFT	(1)	22274008GR2TO	
Q3401	IC	D790E001BZDH300	1	---	NSP
Q3451	IC(DSP1 MEMORY)	ES29LV160ET-70TG(0274)	1	222W0069R302746	
Q3451 or	IC(DSP1 MEMORY)	S29AL016D70TFI010(0274)	(1)	222W0063R302746	
Q3461	IC	RMS116T(LF)	1	22242340R3	
Q3461 or	IC	M12L16161A-7TG	(1)	22242278R3	
Q3461 or	IC	IS42S16100C1-7TL	(1)	22242123R2	
Q3461 or	IC	IC42S16100	(1)	22242123R3	
Q3471	IC	RMS116T(LF)	1	22242340R3	
Q3471 or	IC	M12L16161A-7TG	(1)	22242278R3	
Q3471 or	IC	IS42S16100C1-7TL	(1)	22242123R2	
Q3471 or	IC	IC42S16100	(1)	22242123R3	
Q3481	IC	TC7WU04FU(TE12L_F)	1	22240935R2	
Q3491	IC	TC74VHC541FT	1	22274541ER2TO	
Q3491 or	IC	TC74VHC541FT(EKJ)	(1)	22274541E1R2TO	
Q3501	IC	D788E001BRFP266	1	---	NSP
Q3551	IC(DSP2 MEMORY)	ES29LV400ET-70TG(0275)	1	222W0065R302757	
Q3551 or	IC(DSP2 MEMORY)	S29AL004D70TFI010(0275)	(1)	222W0061R302757	
Q3561	IC	RMS116T(LF)	1	22242340R3	
Q3561 or	IC	M12L16161A-7TG	(1)	22242278R3	
Q3561 or	IC	IS42S16100C1-7TL	(1)	22242123R2	
Q3561 or	IC	IC42S16100	(1)	22242123R3	
Q3571	IC	TC7WU04FU(TE12L_F)	1	22240935R2	
Q3601	IC	D707E001BRFP250	1	---	NSP
Q3651	IC(DSP3 MEMORY)	ES29LV800ET-70TG(0276)	1	222W0068R302768	
Q3651 or	IC(DSP3 MEMORY)	S29AL008D70TFI010(0276)	(1)	222W0062R302768	
Q3661	IC	IS42S16400D-7TL	1	22241910R3	
Q3661 or	IC	M12L64164A-7TG	(1)	22242441R3	
Q3661 or	IC	K4S641632K-UC60	(1)	22242462R2	

Q7202	IC	BD7820	1	22242300R2
Q7222	IC	BD7820	1	22242300R2
Q7223	IC	BD7820	1	22242300R2
D7205	C-DIODE	1SS352	1	223234R2
D7205 or	C-DIODE	1SS355	(1)	223269R2
D7205 or	C-DIODE	MA2J1110GL	(1)	223302R2
D7225	C-DIODE	1SS352	1	223234R2
D7225 or	C-DIODE	1SS355	(1)	223269R2
D7225 or	C-DIODE	MA2J1110GL	(1)	223302R2
D7226	C-DIODE	1SS352	1	223234R2
D7226 or	C-DIODE	1SS355	(1)	223269R2
D7226 or	C-DIODE	MA2J1110GL	(1)	223302R2
L3301	CHOKO COIL	LBC2518T470M	1	231364M470R2
L3311	EMIFIL	BK1608HS102-T	1	230955R2
L3312	EMIFIL	BK1608LM182-T	1	230958R1
L3371	EMIFIL	BK1608LM182-T	1	230958R1
L3372	EMIFIL	BK1608HS102-T	1	230955R2
L3401	EMIFIL	ACF451832-333-T	1	230978R2
L3402	CHOKO COIL	BLM21PG221SN1	1	230949R2
L3403	CHOKO COIL	LBC2518T4R7M	1	231364M047R2
L3451	CHOKO COIL	BLM21PG221SN1	1	230949R2
L3481	EMIFIL	BK1608LM182-T	1	230958R1
L3482	EMIFIL	BK1608LM182-T	1	230958R1
L3483	CHOKO COIL	LBC2518T470M	1	231364M470R2
L3491	CHOKO COIL	LBC2518T470M	1	231364M470R2
L3501	EMIFIL	ACF451832-333-T	1	230978R2
L3541	CHOKO COIL	LBC2518T4R7M	1	231364M047R2
L3542	CHOKO COIL	BLM21PG221SN1	1	230949R2
L3551	CHOKO COIL	BLM21PG221SN1	1	230949R2
L3571	CHOKO COIL	LBC2518T470M	1	231364M470R2
L3572	EMIFIL	BK1608LM182-T	1	230958R1
L3601	EMIFIL	ACF451832-333-T	1	230978R2
L3602	EMIFIL	BK1608LL241-T	1	230959R1
L3603	EMIFIL	BK1608HS102-T	1	230955R2
L3641	CHOKO COIL	LBC2518T4R7M	1	231364M047R2
L3642	CHOKO COIL	BLM21PG221SN1	1	230949R2
L3651	CHOKO COIL	BLM21PG221SN1	1	230949R2
X3481	CRYSTAL	HC-49USSMD25.00MHz	1	3010444R2
X3571	CRYSTAL	HC-49USSMD17.734MHz	1	3010442R2
C3301	C-CERA C	CK725F1E-104Z1	1	332161040R1
C3302	CHIP ELECT C	CEWX4V-100M	1	3981G1017R2
C3311	C-CERA C	CK725F1E-104Z1	1	332161040R1
C3315	C-CERA C	CK725F1E-104Z1	1	332161040R1
C3325	C-CERA C	CK725F1E-104Z1	1	332161040R1
C3331	C-CERA C	CK725F1E-104Z1	1	332161040R1

C3351	C-CERA C	CK725F1E-104Z1	1	332161040R1
C3371	C-CERA C	CK725F1E-104Z1	1	332161040R1
C3391	C-CERA C	CK725F1E-104Z1	1	332161040R1
C3401	C-CERA C	CC725CH1H-101J1	1	342101014R1
C3402	CHIP ELECT C	CEWX4V-100M	1	3981G1017R2
C3403	C-CERA C	CK725F1E-104Z1	1	332161040R1
C3405	CHIP ELECT C	CEWX4V-220M	1	3981G2217R2
C3411	C-CERA C	CK725F1E-104Z1	1	332161040R1
C3412	C-CERA C	CK725F1E-104Z1	1	332161040R1
C3413	C-CERA C	CK725F1E-104Z1	1	332161040R1
C3414	C-CERA C	CK725F1E-104Z1	1	332161040R1
C3415	C-CERA C	CK725F1E-104Z1	1	332161040R1
C3416	C-CERA C	CK725F1E-104Z1	1	332161040R1
C3417	C-CERA C	CK725F1E-104Z1	1	332161040R1
C3418	C-CERA C	CK725F1E-104Z1	1	332161040R1
C3419	C-CERA C	CK725F1E-104Z1	1	332161040R1
C3420	C-CERA C	CK725F1E-104Z1	1	332161040R1
C3421	C-CERA C	CK725F1E-104Z1	1	332161040R1
C3425	C-CERA C	CK725F1E-104Z1	1	332161040R1
C3426	C-CERA C	CK725F1E-104Z1	1	332161040R1
C3427	C-CERA C	CK725F1E-104Z1	1	332161040R1
C3428	C-CERA C	CK725F1E-104Z1	1	332161040R1
C3429	C-CERA C	CK725F1E-104Z1	1	332161040R1
C3430	C-CERA C	CK725F1E-104Z1	1	332161040R1
C3431	C-CERA C	CK725F1E-104Z1	1	332161040R1
C3432	C-CERA C	CK725F1E-104Z1	1	332161040R1
C3433	C-CERA C	CK725F1E-104Z1	1	332161040R1
C3434	C-CERA C	CK725F1E-104Z1	1	332161040R1
C3435	C-CERA C	CK725F1E-104Z1	1	332161040R1
C3451	C-CERA C	CC725CH1H-101J1	1	342101014R1
C3452	C-CERA C	CK725F1E-104Z1	1	332161040R1
C3453	CHIP ELECT C	CEWX4V-220M	1	3981G2217R2
C3461	C-CERA C	CK725F1E-104Z1	1	332161040R1
C3462	C-CERA C	CK725F1E-104Z1	1	332161040R1
C3463	C-CERA C	CK725F1E-104Z1	1	332161040R1
C3464	C-CERA C	CK725F1E-104Z1	1	332161040R1
C3465	C-CERA C	CK725F1E-104Z1	1	332161040R1
C3466	C-CERA C	CK725F1E-104Z1	1	332161040R1
C3467	CHIP ELECT C	CEWX4V-220M	1	3981G2217R2
C3471	C-CERA C	CK725F1E-104Z1	1	332161040R1
C3472	C-CERA C	CK725F1E-104Z1	1	332161040R1
C3473	C-CERA C	CK725F1E-104Z1	1	332161040R1
C3474	C-CERA C	CK725F1E-104Z1	1	332161040R1
C3475	C-CERA C	CK725F1E-104Z1	1	332161040R1
C3476	C-CERA C	CK725F1E-104Z1	1	332161040R1

C3477	CHIP ELECT C	CEWX4V-220M	1	3981G2217R2
C3481	C-CERA C	CC725CH1H-090D1	1	342100902R1
C3482	C-CERA C	CC725CH1H-090D1	1	342100902R1
C3483	C-CERA C	CK725F1E-104Z1	1	332161040R1
C3484	CHIP ELECT C	CEWX4V-100M	1	3981G1017R2
C3491	C-CERA C	CK725F1E-104Z1	1	332161040R1
C3501	C-CERA C	CK725F1E-104Z1	1	332161040R1
C3502	C-CERA C	CK725F1E-104Z1	1	332161040R1
C3503	C-CERA C	CC725CH1H-101J1	1	342101014R1
C3504	C-CERA C	CK725F1E-104Z1	1	332161040R1
C3505	C-CERA C	CK725F1E-104Z1	1	332161040R1
C3506	C-CERA C	CK725F1E-104Z1	1	332161040R1
C3507	CHIP ELECT C	CEWX4V-220M	1	3981G2217R2
C3508	C-CERA C	CK725F1E-104Z1	1	332161040R1
C3509	C-CERA C	CK725F1E-104Z1	1	332161040R1
C3510	C-CERA C	CK725F1E-104Z1	1	332161040R1
C3511	C-CERA C	CK725F1E-104Z1	1	332161040R1
C3512	C-CERA C	CK725F1E-104Z1	1	332161040R1
C3513	C-CERA C	CK725F1E-104Z1	1	332161040R1
C3514	C-CERA C	CK725F1E-104Z1	1	332161040R1
C3515	C-CERA C	CK725F1E-104Z1	1	332161040R1
C3516	C-CERA C	CK725F1E-104Z1	1	332161040R1
C3517	C-CERA C	CK725F1E-104Z1	1	332161040R1
C3518	C-CERA C	CK725F1E-104Z1	1	332161040R1
C3519	C-CERA C	CK725F1E-104Z1	1	332161040R1
C3520	C-CERA C	CK725F1E-104Z1	1	332161040R1
C3521	C-CERA C	CK725F1E-104Z1	1	332161040R1
C3522	C-CERA C	CK725F1E-104Z1	1	332161040R1
C3523	C-CERA C	CK725F1E-104Z1	1	332161040R1
C3524	C-CERA C	CK725F1E-104Z1	1	332161040R1
C3525	C-CERA C	CK725F1E-104Z1	1	332161040R1
C3526	C-CERA C	CK725F1E-104Z1	1	332161040R1
C3527	C-CERA C	CK725F1E-104Z1	1	332161040R1
C3528	C-CERA C	CK725F1E-104Z1	1	332161040R1
C3529	C-CERA C	CK725F1E-104Z1	1	332161040R1
C3541	CHIP ELECT C	CEWX4V-220M	1	3981G2217R2
C3542	CHIP ELECT C	CEWX4V-220M	1	3981G2217R2
C3551	C-CERA C	CK725F1E-104Z1	1	332161040R1
C3552	C-CERA C	CC725CH1H-101J1	1	342101014R1
C3553	CHIP ELECT C	CEWX4V-220M	1	3981G2217R2
C3561	C-CERA C	CK725F1E-104Z1	1	332161040R1
C3562	C-CERA C	CK725F1E-104Z1	1	332161040R1
C3563	C-CERA C	CK725F1E-104Z1	1	332161040R1
C3564	C-CERA C	CK725F1E-104Z1	1	332161040R1
C3565	C-CERA C	CK725F1E-104Z1	1	332161040R1

C3566	C-CERA C	CK725F1E-104Z1	1	332161040R1
C3567	CHIP ELECT C	CEWX4V-220M	1	3981G2217R2
C3571	C-CERA C	CC725CH1H-120J1	1	342101204R1
C3572	C-CERA C	CC725CH1H-120J1	1	342101204R1
C3573	C-CERA C	CK725F1E-104Z1	1	332161040R1
C3574	CHIP ELECT C	CEWX4V-100M	1	3981G1017R2
C3601	C-CERA C	CK725F1E-104Z1	1	332161040R1
C3602	C-CERA C	CK725F1E-104Z1	1	332161040R1
C3603	C-CERA C	CC725CH1H-101J1	1	342101014R1
C3604	C-CERA C	CK725F1E-104Z1	1	332161040R1
C3605	C-CERA C	CK725F1E-104Z1	1	332161040R1
C3606	C-CERA C	CK725F1E-104Z1	1	332161040R1
C3607	CHIP ELECT C	CEWX4V-220M	1	3981G2217R2
C3608	C-CERA C	CK725F1E-104Z1	1	332161040R1
C3609	C-CERA C	CK725F1E-104Z1	1	332161040R1
C3610	C-CERA C	CK725F1E-104Z1	1	332161040R1
C3611	C-CERA C	CK725F1E-104Z1	1	332161040R1
C3612	C-CERA C	CK725F1E-104Z1	1	332161040R1
C3613	C-CERA C	CK725F1E-104Z1	1	332161040R1
C3614	C-CERA C	CK725F1E-104Z1	1	332161040R1
C3615	C-CERA C	CK725F1E-104Z1	1	332161040R1
C3616	C-CERA C	CK725F1E-104Z1	1	332161040R1
C3617	C-CERA C	CK725F1E-104Z1	1	332161040R1
C3618	C-CERA C	CK725F1E-104Z1	1	332161040R1
C3619	C-CERA C	CK725F1E-104Z1	1	332161040R1
C3620	C-CERA C	CK725F1E-104Z1	1	332161040R1
C3621	C-CERA C	CK725F1E-104Z1	1	332161040R1
C3622	C-CERA C	CK725F1E-104Z1	1	332161040R1
C3623	C-CERA C	CK725F1E-104Z1	1	332161040R1
C3624	C-CERA C	CK725F1E-104Z1	1	332161040R1
C3625	C-CERA C	CK725F1E-104Z1	1	332161040R1
C3626	C-CERA C	CK725F1E-104Z1	1	332161040R1
C3627	C-CERA C	CK725F1E-104Z1	1	332161040R1
C3628	C-CERA C	CK725F1E-104Z1	1	332161040R1
C3629	C-CERA C	CK725F1E-104Z1	1	332161040R1
C3641	CHIP ELECT C	CEWX4V-220M	1	3981G2217R2
C3642	CHIP ELECT C	CEWX4V-220M	1	3981G2217R2
C3651	C-CERA C	CK725F1E-104Z1	1	332161040R1
C3652	C-CERA C	CC725CH1H-101J1	1	342101014R1
C3653	CHIP ELECT C	CEWX4V-220M	1	3981G2217R2
C3661	C-CERA C	CK725F1E-104Z1	1	332161040R1
C3662	C-CERA C	CK725F1E-104Z1	1	332161040R1
C3663	C-CERA C	CK725F1E-104Z1	1	332161040R1
C3664	C-CERA C	CK725F1E-104Z1	1	332161040R1
C3665	C-CERA C	CK725F1E-104Z1	1	332161040R1

C3666	C-CERA C	CK725F1E-104Z1	1	332161040R1
C3667	C-CERA C	CK725F1E-104Z1	1	332161040R1
C3668	CHIP ELECT C	CEWX4V-220M	1	3981G2217R2
C7204	CHIP ELECT C	CEWX4V-100M	1	3981G1017R2
C7205	C-CERA C	CK725F1E-104Z1	1	332161040R1
C7206	CHIP ELECT C	CEWX4V-220M	1	3981G2217R2
C7224	CHIP ELECT C	CEWX4V-100M	1	3981G1017R2
C7225	C-CERA C	CK725F1E-104Z1	1	332161040R1
C7226	CHIP ELECT C	CEWX4V-100M	1	3981G1017R2
C7227	CHIP ELECT C	CEWX4V-100M	1	3981G1017R2
C7228	C-CERA C	CK725F1E-104Z1	1	332161040R1
C7229	CHIP ELECT C	CEWX4V-100M	1	3981G1017R2
R3301	C-CARBON R	RN72K1J-331JE	1	435033314R1
R3302	C-CARBON R	RN72K1J-331JE	1	435033314R1
R3303	C-CARBON R	RN72K1J-470JE	1	435034704R1
R3304	C-CARBON R	RN72K1J-470JE	1	435034704R1
R3305	C-CARBON R	RN72K1J-331JE	1	435033314R1
R3306	C-CARBON R	RN72K1J-470JE	1	435034704R1
R3307	C-CARBON R	RN72K1J-331JE	1	435033314R1
R3311	C-CARBON R	RN72K1J-331JE	1	435033314R1
R3312	C-CARBON R	RN72K1J-331JE	1	435033314R1
R3313	C-CARBON R	RN72K1J-331JE	1	435033314R1
R3314	C-CARBON R	RN72K1J-470JE	1	435034704R1
R3315	C-CARBON R	RN72K1J-331JE	1	435033314R1
R3316	C-CARBON R	RN72K1J-331JE	1	435033314R1
R3317	C-CARBON R	RN72K1J-470JE	1	435034704R1
R3318	C-CARBON R	RN72K1J-470JE	1	435034704R1
R3319	C-CARBON R	RN72K1J-331JE	1	435033314R1
R3320	C-CARBON R	RN72K1J-331JE	1	435033314R1
R3321	C-CARBON R	RN72K1J-470JE	1	435034704R1
R3322	C-CARBON R	RN72K1J-331JE	1	435033314R1
R3323	C-CARBON R	RN72K1J-331JE	1	435033314R1
R3325	C-CARBON R	RN72K1J-331JE	1	435033314R1
R3326	C-CARBON R	RN72K1J-470JE	1	435034704R1
R3327	C-CARBON R	RN72K1J-331JE	1	435033314R1
R3328	C-CARBON R	RN72K1J-331JE	1	435033314R1
R3330	C-CARBON R	RN72K1J-331JE	1	435033314R1
R3331	C-CARBON R	RN72K1J-331JE	1	435033314R1
R3332	C-CARBON R	RN72K1J-331JE	1	435033314R1
R3333	C-CARBON R	RN72K1J-470JE	1	435034704R1
R3334	C-CARBON R	RN72K1J-331JE	1	435033314R1
R3335	C-CARBON R	RN72K1J-331JE	1	435033314R1
R3336	C-CARBON R	RN72K1J-470JE	1	435034704R1
R3337	C-CARBON R	RN72K1J-470JE	1	435034704R1
R3338	C-CARBON R	RN72K1J-331JE	1	435033314R1

R3339	C-CARBON R	RN72K1J-331JE	1	435033314R1
R3340	C-CARBON R	RN72K1J-470JE	1	435034704R1
R3341	C-CARBON R	RN72K1J-331JE	1	435033314R1
R3342	C-CARBON R	RN72K1J-331JE	1	435033314R1
R3345	C-CARBON R	RN72K1J-101JE	1	435031014R1
R3351	C-CARBON R	RN72K1J-331JE	1	435033314R1
R3352	C-CARBON R	RN72K1J-331JE	1	435033314R1
R3353	C-CARBON R	RN72K1J-470JE	1	435034704R1
R3354	C-CARBON R	RN72K1J-331JE	1	435033314R1
R3355	C-CARBON R	RN72K1J-331JE	1	435033314R1
R3356	C-CARBON R	RN72K1J-470JE	1	435034704R1
R3357	C-CARBON R	RN72K1J-470JE	1	435034704R1
R3358	C-CARBON R	RN72K1J-331JE	1	435033314R1
R3359	C-CARBON R	RN72K1J-331JE	1	435033314R1
R3360	C-CARBON R	RN72K1J-470JE	1	435034704R1
R3361	C-CARBON R	RN72K1J-331JE	1	435033314R1
R3362	C-CARBON R	RN72K1J-331JE	1	435033314R1
R3371	C-CARBON R	RN72K1J-331JE	1	435033314R1
R3373	C-CARBON R	RN72K1J-470JE	1	435034704R1
R3374	C-CARBON R	RN72K1J-331JE	1	435033314R1
R3376	C-CARBON R	RN72K1J-470JE	1	435034704R1
R3377	C-CARBON R	RN72K1J-470JE	1	435034704R1
R3379	C-CARBON R	RN72K1J-331JE	1	435033314R1
R3380	C-CARBON R	RN72K1J-470JE	1	435034704R1
R3381	C-CARBON R	RN72K1J-331JE	1	435033314R1
R3382	C-CARBON R	RN72K1J-331JE	1	435033314R1
R3391	C-CARBON R	RN72K1J-470JE	1	435034704R1
R3401	C-CARBON R	RN72K1J-470JE	1	435034704R1
R3402	C-CARBON R	RN72K1J-102JE	1	435031024R1
R3403	C-CARBON R	RN72K1J-102JE	1	435031024R1
R3404	C-CARBON R	RN72K1J-222JE	1	435032224R1
R3405	C-CARBON R	RN72K1J-470JE	1	435034704R1
R3406	C-CARBON R	RN72K1J-102JE	1	435031024R1
R3407	C-CARBON R	RN72K1J-470JE	1	435034704R1
R3408	C-CARBON R	RN72K1J-470JE	1	435034704R1
R3409	C-CARBON R	RN72K1J-470JE	1	435034704R1
R3410	C-CARBON R	RN72K1J-470JE	1	435034704R1
R3411	C-CARBON R	RN72K1J-103JE	1	435031034R1
R3412	C-CARBON R	RN72K1J-331JE	1	435033314R1
R3413	C-CARBON R	RN72K1J-331JE	1	435033314R1
R3414	C-CARBON R	RN72K1J-103JE	1	435031034R1
R3415	C-CARBON R	RN72K1J-103JE	1	435031034R1
R3416	C-CARBON R	RN72K1J-103JE	1	435031034R1
R3417	C-CARBON R	RN72K1J-331JE	1	435033314R1
R3418	C-CARBON R	RN72K1J-331JE	1	435033314R1

R3419	C-CARBON R	RN72K1J-331JE	1	435033314R1
R3420	C-CARBON R	RN72K1J-331JE	1	435033314R1
R3421	C-CARBON R	RN72K1J-331JE	1	435033314R1
R3422	C-CARBON R	RN72K1J-331JE	1	435033314R1
R3423	C-CARBON R	RN72K1J-103JE	1	435031034R1
R3424	C-CARBON R	RN72K1J-331JE	1	435033314R1
R3425	C-CARBON R	RN72K1J-331JE	1	435033314R1
R3426	C-CARBON R	RN72K1J-331JE	1	435033314R1
R3427	C-CARBON R	RN72K1J-470JE	1	435034704R1
R3428	C-CARBON R	RN72K1J-470JE	1	435034704R1
R3429	C-CARBON R	RN72K1J-331JE	1	435033314R1
R3430	C-CARBON R	RN72K1J-103JE	1	435031034R1
R3431	C-CARBON R	RN72K1J-103JE	1	435031034R1
R3451	C-CARBON R	RN72K1J-103JE	1	435031034R1
R3452	C-CARBON R	RN72K1J-103JE	1	435031034R1
R3453	C-CARBON R	RN72K1J-103JE	1	435031034R1
R3454	C-CARBON R	RN72K1J-102JE	1	435031024R1
R3455	C-CARBON R	RN72K1J-103JE	1	435031034R1
R3456	C-CARBON R	RN72K1J-103JE	1	435031034R1
R3457	C-CARBON R	RN72K1J-103JE	1	435031034R1
R3482	C-CARBON R	RN72K1J-221JE	1	435032214R1
R3483	C-CARBON R	RN72K1J-105JE	1	435031054R1
R3491	C-CARBON R	RN72K1J-472JE	1	435034724R1
R3492	C-CARBON R	RN72K1J-472JE	1	435034724R1
R3493	C-CARBON R	RN72K1J-472JE	1	435034724R1
R3494	C-CARBON R	RN72K1J-472JE	1	435034724R1
R3495	C-CARBON R	RN72K1J-472JE	1	435034724R1
R3496	C-CARBON R	RN72K1J-103JE	1	435031034R1
R3501	C-CARBON R	RN72K1J-331JE	1	435033314R1
R3502	C-CARBON R	RN72K1J-102JE	1	435031024R1
R3503	C-CARBON R	RN72K1J-331JE	1	435033314R1
R3504	C-CARBON R	RN72K1J-470JE	1	435034704R1
R3505	C-CARBON R	RN72K1J-470JE	1	435034704R1
R3506	C-CARBON R	RN72K1J-222JE	1	435032224R1
R3507	C-CARBON R	RN72K1J-102JE	1	435031024R1
R3508	C-CARBON R	RN72K1J-102JE	1	435031024R1
R3509	C-CARBON R	RN72K1J-470JE	1	435034704R1
R3510	C-CARBON R	RN72K1J-470JE	1	435034704R1
R3511	C-CARBON R	RN72K1J-470JE	1	435034704R1
R3512	C-CARBON R	RN72K1J-470JE	1	435034704R1
R3513	C-CARBON R	RN72K1J-470JE	1	435034704R1
R3514	C-CARBON R	RN72K1J-103JE	1	435031034R1
R3515	C-CARBON R	RN72K1J-103JE	1	435031034R1
R3516	C-CARBON R	RN72K1J-103JE	1	435031034R1
R3517	C-CARBON R	RN72K1J-103JE	1	435031034R1

R3518	C-CARBON R	RN72K1J-103JE	1	435031034R1
R3519	C-CARBON R	RN72K1J-103JE	1	435031034R1
R3520	C-CARBON R	RN72K1J-103JE	1	435031034R1
R3521	C-CARBON R	RN72K1J-331JE	1	435033314R1
R3522	C-CARBON R	RN72K1J-331JE	1	435033314R1
R3523	C-CARBON R	RN72K1J-331JE	1	435033314R1
R3524	C-CARBON R	RN72K1J-331JE	1	435033314R1
R3525	C-CARBON R	RN72K1J-103JE	1	435031034R1
R3526	C-CARBON R	RN72K1J-331JE	1	435033314R1
R3527	C-CARBON R	RN72K1J-331JE	1	435033314R1
R3528	C-CARBON R	RN72K1J-470JE	1	435034704R1
R3529	C-CARBON R	RN72K1J-103JE	1	435031034R1
R3530	C-CARBON R	RN72K1J-470JE	1	435034704R1
R3551	C-CARBON R	RN72K1J-103JE	1	435031034R1
R3552	C-CARBON R	RN72K1J-103JE	1	435031034R1
R3553	C-CARBON R	RN72K1J-103JE	1	435031034R1
R3554	C-CARBON R	RN72K1J-102JE	1	435031024R1
R3557	C-CARBON R	RN72K1J-103JE	1	435031034R1
R3558	C-CARBON R	RN72K1J-103JE	1	435031034R1
R3571	C-CARBON R	RN72K1J-105JE	1	435031054R1
R3572	C-CARBON R	RN72K1J-221JE	1	435032214R1
R3601	C-CARBON R	RN72K1J-331JE	1	435033314R1
R3602	C-CARBON R	RN72K1J-102JE	1	435031024R1
R3603	C-CARBON R	RN72K1J-331JE	1	435033314R1
R3604	C-CARBON R	RN72K1J-470JE	1	435034704R1
R3605	C-CARBON R	RN72K1J-470JE	1	435034704R1
R3606	C-CARBON R	RN72K1J-222JE	1	435032224R1
R3607	C-CARBON R	RN72K1J-102JE	1	435031024R1
R3608	C-CARBON R	RN72K1J-102JE	1	435031024R1
R3609	C-CARBON R	RN72K1J-470JE	1	435034704R1
R3610	C-CARBON R	RN72K1J-470JE	1	435034704R1
R3611	C-CARBON R	RN72K1J-470JE	1	435034704R1
R3612	C-CARBON R	RN72K1J-470JE	1	435034704R1
R3613	C-CARBON R	RN72K1J-470JE	1	435034704R1
R3614	C-CARBON R	RN72K1J-470JE	1	435034704R1
R3615	C-CARBON R	RN72K1J-103JE	1	435031034R1
R3616	C-CARBON R	RN72K1J-103JE	1	435031034R1
R3617	C-CARBON R	RN72K1J-331JE	1	435033314R1
R3618	C-CARBON R	RN72K1J-103JE	1	435031034R1
R3619	C-CARBON R	RN72K1J-103JE	1	435031034R1
R3620	C-CARBON R	RN72K1J-103JE	1	435031034R1
R3621	C-CARBON R	RN72K1J-331JE	1	435033314R1
R3622	C-CARBON R	RN72K1J-331JE	1	435033314R1
R3623	C-CARBON R	RN72K1J-331JE	1	435033314R1
R3624	C-CARBON R	RN72K1J-331JE	1	435033314R1

R3625	C-CARBON R	RN72K1J-103JE	1	435031034R1
R3626	C-CARBON R	RN72K1J-331JE	1	435033314R1
R3627	C-CARBON R	RN72K1J-331JE	1	435033314R1
R3628	C-CARBON R	RN72K1J-470JE	1	435034704R1
R3629	C-CARBON R	RN72K1J-103JE	1	435031034R1
R3630	C-CARBON R	RN72K1J-470JE	1	435034704R1
R3651	C-CARBON R	RN72K1J-103JE	1	435031034R1
R3652	C-CARBON R	RN72K1J-103JE	1	435031034R1
R3653	C-CARBON R	RN72K1J-103JE	1	435031034R1
R3656	C-CARBON R	RN72K1J-102JE	1	435031024R1
R3657	C-CARBON R	RN72K1J-103JE	1	435031034R1
R3658	C-CARBON R	RN72K1J-103JE	1	435031034R1
R3659	C-CARBON R	RN72K1J-103JE	1	435031034R1
R7206	C-CARBON R	RN72K1J-223JE	1	435032234R1
R7207	C-CARBON R	RN72K1J-153JE	1	435031534R1
R7226	C-CARBON R	RN72K1J-273JE	1	435032734R1
R7227	C-CARBON R	RN72K1J-273JE	1	435032734R1
R7228	C-CARBON R	RN72K1J-393JE	1	435033934R1
R7229	C-CARBON R	RN72K1J-273JE	1	435032734R1
R7230	C-CARBON R	RN72K1J-273JE	1	435032734R1
R7239	C-CARBON R	RN72K1J-393JE	1	435033934R1
P3801B	SOCKET	IMSA-9856S-30B-T	1	25053236R2
P3802B	SOCKET	IMSA-9856S-30B-T	1	25053236R2
P3805A	PLUG	NPLG-10P662	1	25055706

<b>U27</b>	<b>DAC PC BOARD (NADG-9074-1A/1B/1C)</b>
<b>U28</b>	<b>MICROPROCESSOR PC BOARD (NAAR-9075-1A/1B/1C)</b>
<b>U30</b>	<b>XM PC BOARD (NARF-9077-1A/1B/1C)</b>
<b>U32</b>	<b>AMPLIFIER PC BOARD (NAASP-9080-1A/1B/1C)</b>
<b>U26</b>	<b>AMPLIFIER PC BOARD (NAETC-9073-1A/1B/1C)</b>

REF. NO.	PART NAME	DESCRIPTION	Q'TY	PART NO. (SN)	REMARKS
U3001	PHT CP	GP1FAV51RK0F	1	24120129	
U3002	PHT CP	GP1FAV51RK0F	1	24120129	
U3004	PHT CP	GP1FAV51TKBF	1	24120132	
Q101	IC	CS4344-CZZR	1	22242406R2	<DC, DD>
Q102	IC	TA48033AF(TE16L_NQ)	1	22278033DR2TO	<DC, DD>
Q102 or	IC	BA33BC0FP	(1)	22278033DR2RH	<DC, DD>
Q102 or	IC	TA48033BF(TE16L_NQ)	(1)	22278033DBR2TO	<DC, DD>
Q103	IC	BU9450KV-E2	1	22242505R2	<DC, DD>
Q104	IC	TA48033AF(TE16L_NQ)	1	22278033DR2TO	<DC, DD>
Q104 or	IC	BA33BC0FP	(1)	22278033DR2RH	<DC, DD>
Q104 or	IC	TA48033BF(TE16L_NQ)	(1)	22278033DBR2TO	<DC, DD>
Q105	IC	NE5532APSR	1	22242283R2	<DC, DD>
Q106	IC	NE5532APSR	1	22242283R2	<DC, DD>

Q107	IC	TC74VHCT08AFT (EKJ)	1	22274008G1R2TO	<DC, DD>
Q107 or	IC	TC74VHCT08AFT	(1)	22274008GR2TO	<DC, DD>
Q3001	IC	TC74VHC157FT	1	22274157ER2TO	
Q3021	IC	74HCU04F	1	222740046R2	
Q3031	IC	ICL3221ECVZ	1	22242268R2	
Q3041	IC	CS42516-CQZ(R)-D	1	22242294R2	
Q3071	IC	TC7WU04FU(TE12L_F)	1	22240935R2	
Q3081	IC	NE5532APSR	1	22242283R2	
Q3082	IC	NE5532APSR	1	22242283R2	
Q3701	IC	PCM1796DBR	1	22242403R2	
Q3721	IC	PCM1796DBR	1	22242403R2	
Q3741	IC	PCM1796DBR	1	22242403R2	
Q3761	IC	PCM1796DBR	1	22242403R2	
Q3781	IC	PCM1796DBR	1	22242403R2	
Q3800	IC	NE5532APSR	1	22242283R2	
Q3801	IC	NE5532APSR	1	22242283R2	
Q3802	IC	NE5532APSR	1	22242283R2	
Q3803	IC	NE5532APSR	1	22242283R2	
Q3804	IC	NE5532APSR	1	22242283R2	
Q3805	IC	NE5532APSR	1	22242283R2	
Q3806	IC	NE5532APSR	1	22242283R2	
Q3807	IC	NE5532APSR	1	22242283R2	
Q3808	IC	NE5532APSR	1	22242283R2	
Q3809	IC	NE5532APSR	1	22242283R2	
Q3810	IC	NE5532APSR	1	22242283R2	
Q3811	IC	NE5532APSR	1	22242283R2	
Q3812	IC	NE5532APSR	1	22242283R2	
Q3813	IC	NE5532APSR	1	22242283R2	
Q3814	IC	NE5532APSR	1	22242283R2	
Q3820	IC	NE5532APSR	1	22242283R2	
Q3821	IC	NE5532APSR	1	22242283R2	
Q3822	IC	NE5532APSR	1	22242283R2	
Q3823	IC	NE5532APSR	1	22242283R2	
Q3824	IC	NE5532APSR	1	22242283R2	
Q3830	IC	NE5532APSR	1	22242283R2	
Q3831	IC	NE5532APSR	1	22242283R2	
Q3832	IC	NE5532APSR	1	22242283R2	
Q3833	IC	NE5532APSR	1	22242283R2	
Q3834	IC	NE5532APSR	1	22242283R2	
Q3840	IC	NE5532APSR	1	22242283R2	
Q3841	IC	NE5532APSR	1	22242283R2	
Q3842	IC	NE5532APSR	1	22242283R2	
Q3843	IC	NE5532APSR	1	22242283R2	
Q3844	IC	NE5532APSR	1	22242283R2	
Q4201	IC	NE5532APSR	1	22242283R2	

Q4202	IC	NE5532APSR	1	22242283R2	
Q4204	IC	R2S15211FP	1	22242297R3	
Q4291	TR	2SC2235-Y(TPE6_F)	1	2211654T	
Q4292	TR	2SA965-Y(TPE6_F)	1	2211644T	
Q4720	IC	NE5532APSR	1	22242283R2	
Q4721	IC	NE5532APSR	1	22242283R2	
Q4722	IC	NE5532APSR	1	22242283R2	
Q4723	IC	NE5532APSR	1	22242283R2	
Q7001	IC(MAIN MICROPROCESSOR)	M3087BFLBGP(0285)	1	222W0077R302850	
Q7002	TR	RN1404	1	2214490R2	
Q7002 or	TR	KRC104S	(1)	2216210R2	
Q7003	TR	DTA114YKA	1	2216480R2	
Q7003 or	TR	RN2407(TE85L_F)	(1)	2216360R2	
Q7003 or	TR	KRA107S	(1)	2216350R2	
Q7005	TR	DTC114EKA	1	2216250R2	
Q7005 or	TR	RN1402	(1)	2214470R2	
Q7005 or	TR	KRC102S	(1)	2216190R2	
Q7006	TR	DTA114YKA	1	2216480R2	
Q7006 or	TR	RN2407(TE85L_F)	(1)	2216360R2	
Q7006 or	TR	KRA107S	(1)	2216350R2	
Q7007	TR	DTC114EKA	1	2216250R2	
Q7007 or	TR	RN1402	(1)	2214470R2	
Q7007 or	TR	KRC102S	(1)	2216190R2	
Q7151	IC	TC74VHCT08AFT (EKJ)	1	22274008G1R2TO	
Q7151 or	IC	TC74VHCT08AFT	(1)	22274008GR2TO	
Q7155	IC	TC74VHCT08AFT (EKJ)	1	22274008G1R2TO	
Q7155 or	IC	TC74VHCT08AFT	(1)	22274008GR2TO	
Q7161	IC	TC74VHCT08AFT (EKJ)	1	22274008G1R2TO	
Q7161 or	IC	TC74VHCT08AFT	(1)	22274008GR2TO	
Q7165	IC	TC74VHCT08AFT (EKJ)	1	22274008G1R2TO	
Q7165 or	IC	TC74VHCT08AFT	(1)	22274008GR2TO	
Q7171	IC	TC74VHC238FT	1	22274238ER2TO	
Q7172	IC	74AHC138PW	1	22274138IR2PH	
Q7172 or	IC	TC74VHC138FT(EK2M)	(1)	22274138ER2TO	
Q7181	IC	NJU7312AM	1	22242210R2	
Q7182	TR	2SC2712-GR	1	2213145R2	
Q7183	TR	RN1404	1	2214490R2	
Q7183 or	TR	KRC104S	(1)	2216210R2	
Q7184	TR	RN2402	1	2214530R2	
Q7184 or	TR	KRA102S	(1)	2216220R2	
Q7201	IC	SI8008TM	1	22242323R2	
Q7221	IC	SI8008TM	1	22242323R2	
Q7231	IC	SI8008TM	1	22242323R2	
Q7232	IC	BD7820	1	22242300R2	<DC, DD>
Q7241	IC	TA4805AF(TE16L_NQ)	1	22278005DR2TO	

Q7241 or	IC	BA50BC0FP	(1)	22278005DR2RH	
Q7242	IC	TA48033AF(TE16L_NQ)	1	22278033DR2TO	
Q7242 or	IC	BA33BC0FP	(1)	22278033DR2RH	
Q7242 or	IC	TA48033BF(TE16L_NQ)	(1)	22278033DBR2TO	
Q7246	IC	TA48033AF(TE16L_NQ)	1	22278033DR2TO	
Q7246 or	IC	BA33BC0FP	(1)	22278033DR2RH	
Q7246 or	IC	TA48033BF(TE16L_NQ)	(1)	22278033DBR2TO	
Q7251	IC	TA4805AF(TE16L_NQ)	1	22278005DR2TO	
Q7261	IC	XC6202P502FR	1	22242331R2	
Q7262	IC	XC6213B332MR	1	22242277R2	
Q7341	TR	RN1404	1	2214490R2	<DC, DD>
Q7341 or	TR	KRC104S	(1)	2216210R2	<DC, DD>
Q7342	TR	RN2402	1	2214530R2	<DC, DD>
Q7342 or	TR	KRA102S	(1)	2216220R2	<DC, DD>
Q7351	TR	RN1404	1	2214490R2	
Q7351 or	TR	KRC104S	(1)	2216210R2	
Q7352	TR	RN2402	1	2214530R2	
Q7352 or	TR	KRA102S	(1)	2216220R2	
Q7355	TR	RN1404	1	2214490R2	
Q7355 or	TR	KRC104S	(1)	2216210R2	
Q7356	TR	RN2402	1	2214530R2	
Q7356 or	TR	KRA102S	(1)	2216220R2	
Q7361	TR	RN1404	1	2214490R2	
Q7361 or	TR	KRC104S	(1)	2216210R2	
Q7362	TR	RN2402	1	2214530R2	
Q7362 or	TR	KRA102S	(1)	2216220R2	
Q7365	TR	RN1404	1	2214490R2	
Q7365 or	TR	KRC104S	(1)	2216210R2	
Q7366	TR	RN2402	1	2214530R2	
Q7366 or	TR	KRA102S	(1)	2216220R2	
Q7381	IC	S-812C56AUA-C3K	1	22242207R2	
Q7385	IC	S-812C33AUA-C2N	1	22242222R2	
Q7391	IC	R1EX25064ASA00A	1	22242581R2	
Q7401	TR	DTC114EKA	1	2216250R2	
Q7401 or	TR	RN1402	(1)	2214470R2	
Q7401 or	TR	KRC102S	(1)	2216190R2	
D4291	ZENER D	UDZS7.5B	1	224550750R2	
D4292	ZENER D	UDZS7.5B	1	224550750R2	
D7001	C-DIODE	1SS352	1	223234R2	
D7001 or	C-DIODE	1SS355	(1)	223269R2	
D7001 or	C-DIODE	MA2J1110GL	(1)	223302R2	
D7002	C-DIODE	1SS352	1	223234R2	
D7002 or	C-DIODE	1SS355	(1)	223269R2	
D7002 or	C-DIODE	MA2J1110GL	(1)	223302R2	
D7003	C-DIODE	1SS352	1	223234R2	

D7003 or	C-DIODE	ISS355	( 1)	223269R2	
D7003 or	C-DIODE	MA2J1110GL	( 1)	223302R2	
D7053	C-DIODE	ISS352	1	223234R2	
D7053 or	C-DIODE	ISS355	( 1)	223269R2	
D7053 or	C-DIODE	MA2J1110GL	( 1)	223302R2	
D7064	C-DIODE	ISS352	1	223234R2	
D7064 or	C-DIODE	ISS355	( 1)	223269R2	
D7064 or	C-DIODE	MA2J1110GL	( 1)	223302R2	
D7181	ZENER D	UDZS9.1B	1	224550910R2	
D7201	C-DIODE	ISS352	1	223234R2	
D7201 or	C-DIODE	ISS355	( 1)	223269R2	
D7201 or	C-DIODE	MA2J1110GL	( 1)	223302R2	
D7202	C-DIODE	CRS09(TE85L_Q)	1	223274R2	
D7221	C-DIODE	ISS352	1	223234R2	
D7221 or	C-DIODE	ISS355	( 1)	223269R2	
D7221 or	C-DIODE	MA2J1110GL	( 1)	223302R2	
D7222	C-DIODE	CRS09(TE85L_Q)	1	223274R2	
D7231	C-DIODE	ISS352	1	223234R2	
D7231 or	C-DIODE	ISS355	( 1)	223269R2	
D7231 or	C-DIODE	MA2J1110GL	( 1)	223302R2	
D7232	C-DIODE	CRS09(TE85L_Q)	1	223274R2	
D7233	C-DIODE	ISS352	1	223234R2	<DC, DD>
D7233 or	C-DIODE	ISS355	( 1)	223269R2	<DC, DD>
D7233 or	C-DIODE	MA2J1110GL	( 1)	223302R2	<DC, DD>
D7245	DIODE	RL1N4003	1	22380260T	
D7245 or	DIODE	GP104003E	( 1)	22380035T	
D7246	DIODE	RL1N4003	1	22380260T	
D7246 or	DIODE	GP104003E	( 1)	22380035T	
D7371	C-DIODE	ISS352	1	223234R2	
D7371 or	C-DIODE	ISS355	( 1)	223269R2	
D7371 or	C-DIODE	MA2J1110GL	( 1)	223302R2	
D7372	C-DIODE	ISS352	1	223234R2	
D7372 or	C-DIODE	ISS355	( 1)	223269R2	
D7372 or	C-DIODE	MA2J1110GL	( 1)	223302R2	
D7381	C-DIODE	ISS352	1	223234R2	
D7381 or	C-DIODE	ISS355	( 1)	223269R2	
D7381 or	C-DIODE	MA2J1110GL	( 1)	223302R2	
D7382	C-DIODE	ISS352	1	223234R2	
D7382 or	C-DIODE	ISS355	( 1)	223269R2	
D7382 or	C-DIODE	MA2J1110GL	( 1)	223302R2	
D7383	C-DIODE	ISS352	1	223234R2	
D7383 or	C-DIODE	ISS355	( 1)	223269R2	
D7383 or	C-DIODE	MA2J1110GL	( 1)	223302R2	
D7384	C-DIODE	ISS352	1	223234R2	
D7384 or	C-DIODE	ISS355	( 1)	223269R2	

D7384 or	C-DIODE	MA2J1110GL	( 1)	223302R2	
L101	EMIFIL	BK1608LM182-T	1	230958R1	<DC, DD>
L102	CHOKE COIL	NCH-1471	1	231237K022R2	<DC, DD>
L103	CHOKE COIL	BLM21PG221SN1	1	230949R2	<DC, DD>
L104	CHOKE COIL	NCH-1471	1	231237K022R2	<DC, DD>
L105	CHOKE COIL	BLM21PG221SN1	1	230949R2	<DC, DD>
L106	CHOKE COIL	BLM21PG221SN1	1	230949R2	<DC, DD>
L3001	CHOKE COIL	LBC2518T470M	1	231364M470R2	
L3002	CHOKE COIL	LBC2518T470M	1	231364M470R2	
L3011	CHOKE COIL	LBC2518T2R2M	1	231364M022R2	
L3012	CHOKE COIL	LBC2518T2R2M	1	231364M022R2	
L3013	CHOKE COIL	LBC2518T2R2M	1	231364M022R2	
L3021	CHOKE COIL	LBC2518T470M	1	231364M470R2	
L3031	CHOKE COIL	LBC2518T470M	1	231364M470R2	
L3041	CHOKE COIL	LBC2518T4R7M	1	231364M047R2	
L3042	CHOKE COIL	LBC2518T4R7M	1	231364M047R2	
L3043	CHOKE COIL	LBC2518T4R7M	1	231364M047R2	
L3044	CHOKE COIL	LBC2518T4R7M	1	231364M047R2	
L3045	EMIFIL	BK1608LM182-T	1	230958R1	
L3046	EMIFIL	BK1608HS102-T	1	230955R2	
L3071	CHOKE COIL	LBC2518T470M	1	231364M470R2	
L3072	EMIFIL	BK1608LM182-T	1	230958R1	
L3701	CHOKE COIL	LBC2518T4R7M	1	231364M047R2	
L3702	CHOKE COIL	LBC2518T4R7M	1	231364M047R2	
L3703	CHOKE COIL	LBC2518T4R7M	1	231364M047R2	
L3704	CHOKE COIL	LBC2518T4R7M	1	231364M047R2	
L3721	CHOKE COIL	LBC2518T4R7M	1	231364M047R2	
L3722	CHOKE COIL	LBC2518T4R7M	1	231364M047R2	
L3723	CHOKE COIL	LBC2518T4R7M	1	231364M047R2	
L3724	CHOKE COIL	LBC2518T4R7M	1	231364M047R2	
L3741	CHOKE COIL	LBC2518T4R7M	1	231364M047R2	
L3742	CHOKE COIL	LBC2518T4R7M	1	231364M047R2	
L3743	CHOKE COIL	LBC2518T4R7M	1	231364M047R2	
L3744	CHOKE COIL	LBC2518T4R7M	1	231364M047R2	
L3761	CHOKE COIL	LBC2518T4R7M	1	231364M047R2	
L3762	CHOKE COIL	LBC2518T4R7M	1	231364M047R2	
L3763	CHOKE COIL	LBC2518T4R7M	1	231364M047R2	
L3764	CHOKE COIL	LBC2518T4R7M	1	231364M047R2	
L3781	CHOKE COIL	LBC2518T4R7M	1	231364M047R2	
L3782	CHOKE COIL	LBC2518T4R7M	1	231364M047R2	
L3783	CHOKE COIL	LBC2518T4R7M	1	231364M047R2	
L3784	CHOKE COIL	LBC2518T4R7M	1	231364M047R2	
L7165	CHOKE COIL	LBC2518T4R7M	1	231364M047R2	
L7201	CHOKE COIL	NCH-2541	1	231363K470A	
L7201 or	COIL	0182-7310-470K-RB	( 1)	231389	

L7211	CHOKE COIL	NCH-2541	1	231363K470A	
L7211 or	COIL	0182-7310-470K-RB	(1)	231389	
L7221	CHOKE COIL	NCH-2541	1	231363K470A	
L7221 or	COIL	0182-7310-470K-RB	(1)	231389	
X101	CRYSTAL	DSX840GA 45.1584MHz	1	3010420R2	<DC, DD>
X101 or	CRYSTAL	FCX-02N 45.1584MHz	(1)	3010421R2	<DC, DD>
X3071	CRYSTAL	HC-49US24.576MHz	1	3010423T	
X3071A	IB CUSHION	W15*3t TAPE	1	28141585	
X7001	CERA LOCK	CSTCE8M00G55-R0	1	3010416R2	
C101	VR C	CE04W6.3V-470M(VR)	1	394624717T	<DC, DD>
C102	C-CERA C	CK725F1E-104Z1	1	332161040R1	<DC, DD>
C104	UTSP C	CE04W50V-10M(UTSP)	1	397581007T	<DC, DD>
C105	UTSP C	CE04W50V-10M(UTSP)	1	397581007T	<DC, DD>
C106	C-CERA C	CK725F1E-104Z1	1	332161040R1	<DC, DD>
C107	C-CERA C	CK725F1E-104Z1	1	332161040R1	<DC, DD>
C108	C-CERA C	CK725F1E-104Z1	1	332161040R1	<DC, DD>
C109	C-CERA C	CK725F1E-104Z1	1	332161040R1	<DC, DD>
C110	C-CERA C	CK725F1E-104Z1	1	332161040R1	<DC, DD>
C111	C-CERA C	CK725F1E-104Z1	1	332161040R1	<DC, DD>
C112	C-CERA C	CC725CH1H-080D1	1	342100802R1	<DC, DD>
C113	C-CERA C	CK725F1E-104Z1	1	332161040R1	<DC, DD>
C114	C-CERA C	CC725CH1H-040C1	1	342100401R1	<DC, DD>
C115	C-CERA C	CK725B1H-102K1	1	332101025R1	<DC, DD>
C116	C-CERA C	CK725F1E-104Z1	1	332161040R1	<DC, DD>
C117	VR C	CE04W16V-100M(VR)	1	394641017T	<DC, DD>
C118	VR C	CE04W6.3V-470M(VR)	1	394624717T	<DC, DD>
C119	VR C	CE04W16V-100M(VR)	1	394641017T	<DC, DD>
C120	C-CERA C	CK725F1E-104Z1	1	332161040R1	<DC, DD>
C121	C-CERA C	CK725F1E-104Z1	1	332161040R1	<DC, DD>
C122	C-CERA C	CK725F1E-104Z1	1	332161040R1	<DC, DD>
C123	C-CERA C	CK725F1E-104Z1	1	332161040R1	<DC, DD>
C124	VR C	CE04W16V-100M(VR)	1	394641017T	<DC, DD>
C125	C-CERA C	CK725F1E-104Z1	1	332161040R1	<DC, DD>
C126	C-CERA C	CK725F1E-104Z1	1	332161040R1	<DC, DD>
C127	C-CERA C	CK725F1E-104Z1	1	332161040R1	<DC, DD>
C128	UTSP C	CE04W50V-10M(UTSP)	1	397581007T	<DC, DD>
C129	UTSP C	CE04W50V-10M(UTSP)	1	397581007T	<DC, DD>
C130	C-CERA C	CC725CH1H-821J1	1	342108214R1	<DC, DD>
C131	C-CERA C	CC725CH1H-821J1	1	342108214R1	<DC, DD>
C132	C-CERA C	CC725CH1H-821J1	1	342108214R1	<DC, DD>
C133	C-CERA C	CC725CH1H-821J1	1	342108214R1	<DC, DD>
C135	UTSP C	CE04W25V-100M(UTSP)	1	397551017T	<DC, DD>
C136	UTSP C	CE04W25V-100M(UTSP)	1	397551017T	<DC, DD>
C137	UTSP C	CE04W50V-10M(UTSP)	1	397581007T	<DC, DD>
C138	UTSP C	CE04W50V-10M(UTSP)	1	397581007T	<DC, DD>

C139	C-CERA C	CK725F1E-104Z1	1	332161040R1	<DC, DD>
C140	C-CERA C	CK725B1H-102K1	1	332101025R1	<DC, DD>
C3001	C-CERA C	CK725F1E-104Z1	1	332161040R1	
C3002	C-CERA C	CK725F1E-104Z1	1	332161040R1	
C3004	C-CERA C	CK725F1E-104Z1	1	332161040R1	
C3006	VR C	CE04W16V-100M(VR)	1	394641017T	
C3007	C-CERA C	CK725F1E-104Z1	1	332161040R1	
C3008	VR C	CE04W16V-100M(VR)	1	394641017T	
C3011	C-CERA C	CC725CH1H-101J1	1	342101014R1	
C3012	C-CERA C	CK725B1C-104K1	1	332121045R1	
C3013	C-CERA C	CC725CH1H-080D1	1	342100802R1	
C3014	C-CERA C	CC725CH1H-101J1	1	342101014R1	
C3015	C-CERA C	CK725B1C-104K1	1	332121045R1	
C3016	C-CERA C	CC725CH1H-080D1	1	342100802R1	
C3017	C-CERA C	CC725CH1H-101J1	1	342101014R1	
C3018	C-CERA C	CK725B1C-104K1	1	332121045R1	
C3019	C-CERA C	CC725CH1H-080D1	1	342100802R1	
C3021	C-CERA C	CK725F1E-104Z1	1	332161040R1	
C3022	VR C	CE04W16V-100M(VR)	1	394641017T	
C3025	C-CERA C	CK725F1E-104Z1	1	332161040R1	
C3031	UTSP C	CE04W50V-1M(UTSP)	1	397580107T	
C3032	UTSP C	CE04W50V-1M(UTSP)	1	397580107T	
C3033	UTSP C	CE04W50V-1M(UTSP)	1	397580107T	
C3034	UTSP C	CE04W50V-1M(UTSP)	1	397580107T	
C3035	VR C	CE04W16V-100M(VR)	1	394641017T	
C3036	C-CERA C	CK725F1E-104Z1	1	332161040R1	
C3037	C-CERA C	CK725F1E-104Z1	1	332161040R1	
C3041	UTSP C	CE04W10V-470M(UTSP)	1	397534717T	
C3042	UTSP C	CE04W10V-470M(UTSP)	1	397534717T	
C3043	C-CERA C	CK725F1E-104Z1	1	332161040R1	
C3044	C-CERA C	CK725F1E-104Z1	1	332161040R1	
C3045	TF C	ECQ-B50V-222J	1	374722224T	
C3046	TF C	ECQ-B50V-222J	1	374722224T	
C3047	UTSJ C	CE04W25V-47M(UTSJ)	1	398054707T	
C3048	C-CERA C	CK725F1E-104Z1	1	332161040R1	
C3049	VR C	CE04W16V-100M(VR)	1	394641017T	
C3050	UTSP C	CE04W10V-470M(UTSP)	1	397534717T	
C3051	C-CERA C	CK725F1E-104Z1	1	332161040R1	
C3052	C-CERA C	CK725B1H-102K1	1	332101025R1	
C3053	C-CERA C	CK725B1H-223K1	1	332102235R1	
C3054	C-CERA C	CK725F1E-104Z1	1	332161040R1	
C3055	C-CERA C	CC725CH1H-330J1	1	342103304R1	
C3057	C-CERA C	CC725CH1H-330J1	1	342103304R1	
C3058	C-CERA C	CC725CH1H-330J1	1	342103304R1	
C3059	UTSP C	CE04W10V-470M(UTSP)	1	397534717T	

C3061	C-CERA C	CK725F1E-104Z1	1	332161040R1
C3062	C-CERA C	CK725F1E-104Z1	1	332161040R1
C3064	C-CERA C	CK725B1H-102K1	1	332101025R1
C3065	C-CERA C	CK725F1E-104Z1	1	332161040R1
C3069	C-CERA C	CK725F1E-104Z1	1	332161040R1
C3071	C-CERA C	CC725CH1H-120J1	1	342101204R1
C3072	C-CERA C	CC725CH1H-120J1	1	342101204R1
C3073	C-CERA C	CK725F1E-104Z1	1	332161040R1
C3081	UTSP C	CE04W25V-47M(UTSP)	1	397554707T
C3082	UTSP C	CE04W25V-47M(UTSP)	1	397554707T
C3091	UTSP C	CE04W25V-47M(UTSP)	1	397554707T
C3092	UTSP C	CE04W25V-47M(UTSP)	1	397554707T
C3095	UTSP C	CE04W25V-220M(UTSP)	1	397552217T
C3096	UTSP C	CE04W25V-220M(UTSP)	1	397552217T
C3701	UTSP C	CE04W10V-220M(UTSP)	1	397532217T
C3702	C-FILM C	ECHU16V-104J	1	373041044R2
C3703	UTSP C	CE04W10V-220M(UTSP)	1	397532217T
C3704	C-FILM C	ECHU16V-104J	1	373041044R2
C3705	UTSJ C	CE04W25V-47M(UTSJ)	1	398054707T
C3707	UTSP C	CE04W10V-220M(UTSP)	1	397532217T
C3708	UTSP C	CE04W10V-220M(UTSP)	1	397532217T
C3709	C-FILM C	ECHU16V-104J	1	373041044R2
C3710	C-CERA C	CK725B1H-102K1	1	332101025R1
C3711	C-CERA C	CK725B1H-102K1	1	332101025R1
C3721	UTSP C	CE04W10V-220M(UTSP)	1	397532217T
C3722	C-FILM C	ECHU16V-104J	1	373041044R2
C3723	UTSP C	CE04W10V-220M(UTSP)	1	397532217T
C3724	C-FILM C	ECHU16V-104J	1	373041044R2
C3725	UTSJ C	CE04W25V-47M(UTSJ)	1	398054707T
C3727	UTSP C	CE04W10V-220M(UTSP)	1	397532217T
C3728	UTSP C	CE04W10V-220M(UTSP)	1	397532217T
C3729	C-FILM C	ECHU16V-104J	1	373041044R2
C3730	C-CERA C	CK725B1H-102K1	1	332101025R1
C3741	UTSP C	CE04W10V-220M(UTSP)	1	397532217T
C3742	C-FILM C	ECHU16V-104J	1	373041044R2
C3743	UTSP C	CE04W10V-220M(UTSP)	1	397532217T
C3744	C-FILM C	ECHU16V-104J	1	373041044R2
C3745	UTSJ C	CE04W25V-47M(UTSJ)	1	398054707T
C3747	UTSP C	CE04W10V-220M(UTSP)	1	397532217T
C3748	UTSP C	CE04W10V-220M(UTSP)	1	397532217T
C3749	C-FILM C	ECHU16V-104J	1	373041044R2
C3750	C-CERA C	CK725B1H-102K1	1	332101025R1
C3761	UTSP C	CE04W10V-220M(UTSP)	1	397532217T
C3762	C-FILM C	ECHU16V-104J	1	373041044R2
C3763	UTSP C	CE04W10V-220M(UTSP)	1	397532217T

C3764	C-FILM C	ECHU16V-104J	1	373041044R2
C3765	UTSJ C	CE04W25V-47M(UTSJ)	1	398054707T
C3767	UTSP C	CE04W10V-220M(UTSP)	1	397532217T
C3768	UTSP C	CE04W10V-220M(UTSP)	1	397532217T
C3769	C-FILM C	ECHU16V-104J	1	373041044R2
C3770	C-CERA C	CK725B1H-102K1	1	332101025R1
C3781	UTSP C	CE04W10V-220M(UTSP)	1	397532217T
C3782	C-FILM C	ECHU16V-104J	1	373041044R2
C3783	UTSP C	CE04W10V-220M(UTSP)	1	397532217T
C3784	C-FILM C	ECHU16V-104J	1	373041044R2
C3785	UTSJ C	CE04W25V-47M(UTSJ)	1	398054707T
C3787	UTSP C	CE04W10V-220M(UTSP)	1	397532217T
C3788	UTSP C	CE04W10V-220M(UTSP)	1	397532217T
C3789	C-FILM C	ECHU16V-104J	1	373041044R2
C3790	C-CERA C	CK725B1H-102K1	1	332101025R1
C3800	TF C	ECQ-B50V-272J	1	374722724T
C3801	TF C	ECQ-B50V-272J	1	374722724T
C3802	TF C	ECQ-B50V-272J	1	374722724T
C3803	TF C	ECQ-B50V-272J	1	374722724T
C3804	TF C	ECQ-B50V-272J	1	374722724T
C3805	TF C	ECQ-B50V-272J	1	374722724T
C3806	TF C	ECQ-B50V-272J	1	374722724T
C3807	TF C	ECQ-B50V-272J	1	374722724T
C3808	TF C	ECQ-B50V-272J	1	374722724T
C3809	TF C	ECQ-B50V-272J	1	374722724T
C3810	TF C	ECQ-B50V-272J	1	374722724T
C3811	TF C	ECQ-B50V-272J	1	374722724T
C3812	TF C	ECQ-B50V-272J	1	374722724T
C3813	TF C	ECQ-B50V-272J	1	374722724T
C3814	TF C	ECQ-B50V-272J	1	374722724T
C3815	TF C	ECQ-B50V-272J	1	374722724T
C3816	TF C	ECQ-B50V-272J	1	374722724T
C3817	TF C	ECQ-B50V-272J	1	374722724T
C3818	TF C	ECQ-B50V-272J	1	374722724T
C3819	TF C	ECQ-B50V-272J	1	374722724T
C3820	TF C	ECQ-B50V-101K	1	374721015T
C3821	TF C	ECQ-B50V-101K	1	374721015T
C3822	TF C	ECQ-B50V-101K	1	374721015T
C3823	TF C	ECQ-B50V-101K	1	374721015T
C3824	TF C	ECQ-B50V-101K	1	374721015T
C3825	TF C	ECQ-B50V-101K	1	374721015T
C3826	TF C	ECQ-B50V-101K	1	374721015T
C3827	TF C	ECQ-B50V-101K	1	374721015T
C3828	TF C	ECQ-B50V-101K	1	374721015T
C3829	TF C	ECQ-B50V-101K	1	374721015T

C3830	TF C	ECQ-B50V-101K	1	374721015T
C3831	TF C	ECQ-B50V-101K	1	374721015T
C3832	TF C	ECQ-B50V-101K	1	374721015T
C3833	TF C	ECQ-B50V-101K	1	374721015T
C3834	TF C	ECQ-B50V-101K	1	374721015T
C3835	TF C	ECQ-B50V-101K	1	374721015T
C3836	TF C	ECQ-B50V-101K	1	374721015T
C3837	TF C	ECQ-B50V-101K	1	374721015T
C3838	TF C	ECQ-B50V-101K	1	374721015T
C3839	TF C	ECQ-B50V-101K	1	374721015T
C3850	TF C	ECQ-B50V-122J	1	374721224T
C3851	TF C	ECQ-B50V-122J	1	374721224T
C3852	TF C	ECQ-B50V-122J	1	374721224T
C3853	TF C	ECQ-B50V-122J	1	374721224T
C3854	TF C	ECQ-B50V-122J	1	374721224T
C3855	TF C	ECQ-B50V-122J	1	374721224T
C3856	TF C	ECQ-B50V-122J	1	374721224T
C3857	TF C	ECQ-B50V-122J	1	374721224T
C3858	TF C	ECQ-B50V-122J	1	374721224T
C3859	TF C	ECQ-B50V-122J	1	374721224T
C3860	TF C	ECQ-B50V-471J	1	374724714T
C3861	TF C	ECQ-B50V-471J	1	374724714T
C3862	TF C	ECQ-B50V-471J	1	374724714T
C3863	TF C	ECQ-B50V-471J	1	374724714T
C3864	TF C	ECQ-B50V-471J	1	374724714T
C3865	TF C	ECQ-B50V-471J	1	374724714T
C3866	TF C	ECQ-B50V-471J	1	374724714T
C3867	TF C	ECQ-B50V-471J	1	374724714T
C3868	TF C	ECQ-B50V-471J	1	374724714T
C3869	TF C	ECQ-B50V-471J	1	374724714T
C3870	UTSP C	CE04W50V 47M(UTSP)	1	397584707T
C3871	UTSP C	CE04W50V 47M(UTSP)	1	397584707T
C3872	UTSP C	CE04W50V 47M(UTSP)	1	397584707T
C3873	UTSP C	CE04W50V 47M(UTSP)	1	397584707T
C3874	UTSP C	CE04W50V 47M(UTSP)	1	397584707T
C3875	UTSP C	CE04W50V 47M(UTSP)	1	397584707T
C3876	UTSP C	CE04W50V 47M(UTSP)	1	397584707T
C3877	UTSP C	CE04W50V 47M(UTSP)	1	397584707T
C3878	UTSP C	CE04W50V 47M(UTSP)	1	397584707T
C3879	UTSP C	CE04W50V 47M(UTSP)	1	397584707T
C3880	UTSP C	CE04W25V-220M(UTSP)	1	397552217T
C3881	UTSP C	CE04W25V-220M(UTSP)	1	397552217T
C3882	UTSP C	CE04W25V-220M(UTSP)	1	397552217T
C3883	UTSP C	CE04W25V-220M(UTSP)	1	397552217T
C3884	UTSP C	CE04W25V-220M(UTSP)	1	397552217T

C3885	UTSP C	CE04W25V-220M(UTSP)	1	397552217T
C3886	UTSP C	CE04W25V-220M(UTSP)	1	397552217T
C3887	UTSP C	CE04W25V-220M(UTSP)	1	397552217T
C3888	UTSP C	CE04W25V-220M(UTSP)	1	397552217T
C3889	UTSP C	CE04W25V-220M(UTSP)	1	397552217T
C4201	UTSP C	CE04W50V 47M(UTSP)	1	397584707T
C4202	UTSP C	CE04W50V 47M(UTSP)	1	397584707T
C4203	UTSP C	CE04W50V 47M(UTSP)	1	397584707T
C4204	UTSP C	CE04W50V 47M(UTSP)	1	397584707T
C4205	UTSP C	CE04W50V 47M(UTSP)	1	397584707T
C4206	UTSP C	CE04W50V 47M(UTSP)	1	397584707T
C4207	UTSP C	CE04W50V 47M(UTSP)	1	397584707T
C4208	UTSP C	CE04W50V 47M(UTSP)	1	397584707T
C4213	UTSP C	CE04W50V 47M(UTSP)	1	397584707T
C4214	UTSP C	CE04W50V 47M(UTSP)	1	397584707T
C4227	TF C	ECQ-B50V-223J	1	374722234T
C4228	TF C	ECQ-B50V-223J	1	374722234T
C4229	TF C	ECQ-V50V-823J	1	374728234T
C4230	TF C	ECQ-V50V-823J	1	374728234T
C4231	TF C	ECQ-V50V-474J	1	374724744T
C4232	TF C	ECQ-V50V-474J	1	374724744T
C4233	UTSP C	CE04W50V 47M(UTSP)	1	397584707T
C4234	UTSP C	CE04W50V 47M(UTSP)	1	397584707T
C4235	UTSP C	CE04W50V 47M(UTSP)	1	397584707T
C4236	UTSP C	CE04W50V 47M(UTSP)	1	397584707T
C4237	UTSP C	CE04W50V 47M(UTSP)	1	397584707T
C4238	UTSP C	CE04W50V 47M(UTSP)	1	397584707T
C4239	UTSP C	CE04W50V 47M(UTSP)	1	397584707T
C4240	UTSP C	CE04W50V 47M(UTSP)	1	397584707T
C4291	UTSP C	CE04W25V-220M(UTSP)	1	397552217T
C4292	UTSP C	CE04W25V-220M(UTSP)	1	397552217T
C4293	UTSP C	CE04W50V 47M(UTSP)	1	397584707T
C4294	UTSP C	CE04W50V 47M(UTSP)	1	397584707T
C4295	UTSP C	CE04W25V-220M(UTSP)	1	397552217T
C4296	UTSP C	CE04W25V-220M(UTSP)	1	397552217T
C4720	UTSP C	CE04W50V 47M(UTSP)	1	397584707T
C4721	UTSP C	CE04W50V 47M(UTSP)	1	397584707T
C4722	UTSP C	CE04W50V 47M(UTSP)	1	397584707T
C4723	UTSP C	CE04W50V 47M(UTSP)	1	397584707T
C4724	UTSP C	CE04W50V 47M(UTSP)	1	397584707T
C4725	UTSP C	CE04W50V 47M(UTSP)	1	397584707T
C4726	UTSP C	CE04W50V 47M(UTSP)	1	397584707T
C4727	UTSP C	CE04W50V 47M(UTSP)	1	397584707T
C4730	UTSP C	CE04W50V 47M(UTSP)	1	397584707T
C4731	UTSP C	CE04W50V 47M(UTSP)	1	397584707T

C4732	UTSP C	CE04W50V 47M(UTSP)	1	397584707T	
C4733	UTSP C	CE04W50V 47M(UTSP)	1	397584707T	
C4734	UTSP C	CE04W50V 47M(UTSP)	1	397584707T	
C4735	UTSP C	CE04W50V 47M(UTSP)	1	397584707T	
C4736	UTSP C	CE04W50V 47M(UTSP)	1	397584707T	
C4737	UTSP C	CE04W50V 47M(UTSP)	1	397584707T	
C4740	UTSP C	CE04W25V-100M(UTSP)	1	397551017T	
C4741	UTSP C	CE04W25V-100M(UTSP)	1	397551017T	
C7002	VR C	CE04W50V-4.7M(VR)	1	394680477T	
C7003	C-CERA C	CK725F1E-104Z1	1	332161040R1	
C7004	C-CERA C	CK725F1E-104Z1	1	332161040R1	<MP, MT, DT>
C7005	C-CERA C	CK725F1E-104Z1	1	332161040R1	
C7006	C-CERA C	CK725F1E-104Z1	1	332161040R1	
C7007	C-CERA C	CK725F1E-104Z1	1	332161040R1	
C7008	C-CERA C	CK725B1H-102K1	1	332101025R1	
C7009	C-CERA C	CK725F1E-104Z1	1	332161040R1	
C7010	C-CERA C	CK725F1E-104Z1	1	332161040R1	
C7011	C-CERA C	CK725F1E-104Z1	1	332161040R1	
C7012	C-CERA C	CK725F1E-104Z1	1	332161040R1	
C7013	C-CERA C	CK725F1E-104Z1	1	332161040R1	
C7014	C-CERA C	CK725F1E-104Z1	1	332161040R1	
C7015	C-CERA C	CK725B1H-102K1	1	332101025R1	
C7016	C-CERA C	CK725B1H-102K1	1	332101025R1	
C7017	C-CERA C	CK725F1E-104Z1	1	332161040R1	
C7018	C-CERA C	CK725B1H-102K1	1	332101025R1	
C7019	C-CERA C	CK725B1H-102K1	1	332101025R1	
C7020	C-CERA C	CK725B1H-102K1	1	332101025R1	
C7021	C-CERA C	CK725B1H-102K1	1	332101025R1	
C7022	C-CERA C	CC725CH1H-101J1	1	342101014R1	
C7023	C-CERA C	CC725CH1H-101J1	1	342101014R1	
C7024	C-CERA C	CK725F1E-104Z1	1	332161040R1	
C7025	C-CERA C	CK725F1E-104Z1	1	332161040R1	
C7027	C-CERA C	CK725F1E-104Z1	1	332161040R1	
C7151	C-CERA C	CK725F1E-104Z1	1	332161040R1	
C7152	VR C	CE04W16V-100M(VR)	1	394641017T	
C7155	C-CERA C	CK725F1E-104Z1	1	332161040R1	
C7161	C-CERA C	CK725F1E-104Z1	1	332161040R1	
C7165	C-CERA C	CK725F1E-104Z1	1	332161040R1	
C7166	VR C	CE04W16V-100M(VR)	1	394641017T	
C7171	C-CERA C	CK725F1E-104Z1	1	332161040R1	
C7172	C-CERA C	CK725F1E-104Z1	1	332161040R1	
C7181	C-CERA C	CK725F1E-104Z1	1	332161040R1	
C7183	VR C	CE04W16V-100M(VR)	1	394641017T	
C7201	VR C	CE04W16V-470M(VR)	1	394644717T	
C7203	VR C	CE04W6.3V-1000M(VR)	1	394621027T	

C7221	VR C	CE04W16V-470M(VR)	1	394644717T	
C7223	VR C	CE04W6.3V-1000M(VR)	1	394621027T	
C7231	VR C	CE04W16V-470M(VR)	1	394644717T	
C7233	VR C	CE04W6.3V-1000M(VR)	1	394621027T	
C7234	UTSP C	CE04W50V-10M(UTSP)	1	397581007T	<DC, DD>
C7235	VR C	CE04W16V-100M(VR)	1	394641017T	<DC, DD>
C7241	UTSP C	CE04W50V-10M(UTSP)	1	397581007T	
C7242	VR C	CE04W16V-100M(VR)	1	394641017T	
C7243	VR C	CE04W16V-100M(VR)	1	394641017T	
C7247	UTSP C	CE04W50V-10M(UTSP)	1	397581007T	
C7248	VR C	CE04W16V-100M(VR)	1	394641017T	
C7251	UTSP C	CE04W50V-10M(UTSP)	1	397581007T	
C7252	VR C	CE04W16V-100M(VR)	1	394641017T	
C7255	VR C	CE04W16V-470M(VR)	1	394644717T	
C7262	VR C	CE04W16V-100M(VR)	1	394641017T	
C7263	VR C	CE04W16V-100M(VR)	1	394641017T	
C7265	C-CERA C	CK732B1A-105K	1	337361055R2	
C7266	VR C	CE04W16V-100M(VR)	1	394641017T	
C7341	C-CERA C	CK732B1A-105K	1	337361055R2	<DC, DD>
C7342	C-CERA C	CK732B1A-105K	1	337361055R2	<DC, DD>
C7351	C-CERA C	CK732B1A-105K	1	337361055R2	
C7352	C-CERA C	CK732B1A-105K	1	337361055R2	
C7355	C-CERA C	CK732B1A-105K	1	337361055R2	
C7356	C-CERA C	CK732B1A-105K	1	337361055R2	
C7361	C-CERA C	CK732B1A-105K	1	337361055R2	
C7362	C-CERA C	CK732B1A-105K	1	337361055R2	
C7365	C-CERA C	CK732B1A-105K	1	337361055R2	
C7366	C-CERA C	CK732B1A-105K	1	337361055R2	
C7371	VR C	CE04W16V-470M(VR)	1	394644717T	
C7381	VR C	CE04W16V-470M(VR)	1	394644717T	
C7382	C-CERA C	CK725F1E-104Z1	1	332161040R1	
C7383	VR C	CE04W16V-100M(VR)	1	394641017T	
C7385	VR C	CE04W16V-470M(VR)	1	394644717T	
C7386	C-CERA C	CK725F1E-104Z1	1	332161040R1	
C7387	VR C	CE04W16V-100M(VR)	1	394641017T	
C7391	C-CERA C	CK725F1E-104Z1	1	332161040R1	
C7392	VR C	CE04W16V-100M(VR)	1	394641017T	
C7401	VR C	CE04W16V-100M(VR)	1	394641017T	<MP, MT, DT>
R101	C-CARBON R	RN72K1J-220JE	1	435032204R1	<DC, DD>
R102	C-CARBON R	RN72K1J-331JE	1	435033314R1	<DC, DD>
R103	C-CARBON R	RN72K1J-331JE	1	435033314R1	<DC, DD>
R104	C-CARBON R	RN72K1J-331JE	1	435033314R1	<DC, DD>
R105	C-CARBON R	RN72K1J-101JE	1	435031014R1	<DC, DD>
R106	C-CARBON R	RN72K1J-220JE	1	435032204R1	<DC, DD>
R107	C-CARBON R	RN72K1J-220JE	1	435032204R1	<DC, DD>

R108	C-CARBON R	RN72K1J-220JE	1	435032204R1	<DC, DD>
R109	C-CARBON R	RN72K1J-220JE	1	435032204R1	<DC, DD>
R110	C-CARBON R	RN72K1J-104JE	1	435031044R1	<DC, DD>
R111	C-CARBON R	RN72K1J-105JE	1	435031054R1	<DC, DD>
R112	C-CARBON R	RN72K1J-681JE	1	435036814R1	<DC, DD>
R113	C-CARBON R	RN72K1J-104JE	1	435031044R1	<DC, DD>
R114	C-CARBON R	RN72K1J-104JE	1	435031044R1	<DC, DD>
R115	C-CARBON R	RN72K1J-104JE	1	435031044R1	<DC, DD>
R116	C-CARBON R	RN72K1J-220JE	1	435032204R1	<DC, DD>
R117	C-CARBON R	RN72K1J-104JE	1	435031044R1	<DC, DD>
R118	C-CARBON R	RN72K1J-102JE	1	435031024R1	<DC, DD>
R119	C-CARBON R	RN72K1J-102JE	1	435031024R1	<DC, DD>
R120	C-CARBON R	RN72K1J-101JE	1	435031014R1	<DC, DD>
R121	C-CARBON R	RN72K1J-220JE	1	435032204R1	<DC, DD>
R122	C-CARBON R	RN72K1J-101JE	1	435031014R1	<DC, DD>
R123	C-CARBON R	RN72K1J-220JE	1	435032204R1	<DC, DD>
R124	C-CARBON R	RN72K1J-104JE	1	435031044R1	<DC, DD>
R125	C-CARBON R	RN72K1J-104JE	1	435031044R1	<DC, DD>
R126	C-CARBON R	RN72K1J-222JE	1	435032224R1	<DC, DD>
R127	C-CARBON R	RN72K1J-222JE	1	435032224R1	<DC, DD>
R128	C-CARBON R	RN72K1J-222JE	1	435032224R1	<DC, DD>
R129	C-CARBON R	RN72K1J-222JE	1	435032224R1	<DC, DD>
R130	C-CARBON R	RN72K1J-332JE	1	435033324R1	<DC, DD>
R131	C-CARBON R	RN72K1J-332JE	1	435033324R1	<DC, DD>
R132	C-CARBON R	RN72K1J-472JE	1	435034724R1	<DC, DD>
R133	C-CARBON R	RN72K1J-472JE	1	435034724R1	<DC, DD>
R135	C-CARBON R	RN72K1J-104JE	1	435031044R1	<DC, DD>
R136	C-CARBON R	RN72K1J-104JE	1	435031044R1	<DC, DD>
R137	C-CARBON R	RN72K1J-470JE	1	435034704R1	<DC, DD>
R141	C-CARBON R	RN72K1J-104JE	1	435031044R1	<DC, DD>
R142	C-CARBON R	RN72K1J-103JE	1	435031034R1	<DC, DD>
R145	C-CARBON R	RN72K1J-104JE	1	435031044R1	<DC, DD>
R150	C-CARBON R	RN72K1J-000JE	1	435030004R1	<DC, DD>
R151	C-CARBON R	RN72K1J-563JE	1	435035634R1	<DC, DD>
R152	C-CARBON R	RN72K1J-563JE	1	435035634R1	<DC, DD>
R3001	C-CARBON R	RN72K1J-470JE	1	435034704R1	
R3002	C-CARBON R	RN72K1J-470JE	1	435034704R1	
R3004	C-CARBON R	RN72K1J-221JE	1	435032214R1	
R3011	C-CARBON R	RN72K1J-750JE	1	435037504R1	
R3012	C-CARBON R	RN72K1J-100JE	1	435031004R1	
R3013	C-CARBON R	RN72K1J-224JE	1	435032244R1	
R3014	C-CARBON R	RN72K1J-103JE	1	435031034R1	
R3015	C-CARBON R	RN72K1J-750JE	1	435037504R1	
R3016	C-CARBON R	RN72K1J-100JE	1	435031004R1	
R3017	C-CARBON R	RN72K1J-224JE	1	435032244R1	

R3018	C-CARBON R	RN72K1J-103JE	1	435031034R1
R3019	C-CARBON R	RN72K1J-750JE	1	435037504R1
R3020	C-CARBON R	RN72K1J-100JE	1	435031004R1
R3021	C-CARBON R	RN72K1J-224JE	1	435032244R1
R3022	C-CARBON R	RN72K1J-103JE	1	435031034R1
R3023	C-CARBON R	RN72K1J-470JE	1	435034704R1
R3025	C-CARBON R	RN72K1J-221JE	1	435032214R1
R3031	C-CARBON R	RN72K1J-103JE	1	435031034R1
R3032	C-CARBON R	RN72K1J-331JE	1	435033314R1
R3033	C-CARBON R	RN72K1J-331JE	1	435033314R1
R3034	C-CARBON R	RN72K1J-331JE	1	435033314R1
R3035	C-CARBON R	RN72K1J-103JE	1	435031034R1
R3036	C-CARBON R	RN72K1J-331JE	1	435033314R1
R3037	C-CARBON R	RN72K1J-103JE	1	435031034R1
R3041	C-CARBON R	RN72K1J-102JE	1	435031024R1
R3042	C-CARBON R	RN72K1J-470JE	1	435034704R1
R3043	C-CARBON R	RN72K1J-102JE	1	435031024R1
R3045	C-CARBON R	RN72K1J-102JE	1	435031024R1
R3046	C-CARBON R	RN72K1J-470JE	1	435034704R1
R3047	C-CARBON R	RN72K1J-221JE	1	435032214R1
R3048	C-CARBON R	RN72K1J-392JE	1	435033924R1
R3049	C-CARBON R	RN72K1J-392JE	1	435033924R1
R3050	C-CARBON R	RN72K1J-152JE	1	435031524R1
R3051	C-CARBON R	RN72K1J-331JE	1	435033314R1
R3052	C-CARBON R	RN72K1J-331JE	1	435033314R1
R3053	C-CARBON R	RN72K1J-331JE	1	435033314R1
R3054	C-CARBON R	RN72K1J-331JE	1	435033314R1
R3056	C-CARBON R	RN72K1J-470JE	1	435034704R1
R3057	C-CARBON R	RN72K1J-470JE	1	435034704R1
R3058	C-CARBON R	RN72K1J-470JE	1	435034704R1
R3059	C-CARBON R	RN72K1J-221JE	1	435032214R1
R3060	C-CARBON R	RN72K1J-470JE	1	435034704R1
R3061	C-CARBON R	RN72K1J-470JE	1	435034704R1
R3065	C-CARBON R	RN72K1J-101JE	1	435031014R1
R3069	C-CARBON R	RN72K1J-101JE	1	435031014R1
R3071	C-CARBON R	RN72K1J-105JE	1	435031054R1
R3076	C-CARBON R	RN72K1J-000JE	1	435030004R1
R3081	C-CARBON R	RN72K1J-103JE	1	435031034R1
R3082	C-CARBON R	RN72K1J-103JE	1	435031034R1
R3083	C-CARBON R	RN72K1J-103JE	1	435031034R1
R3084	C-CARBON R	RN72K1J-103JE	1	435031034R1
R3085	C-CARBON R	RN72K1J-103JE	1	435031034R1
R3086	C-CARBON R	RN72K1J-560JE	1	435035604R1
R3087	C-CARBON R	RN72K1J-560JE	1	435035604R1
R3091	C-CARBON R	RN72K1J-103JE	1	435031034R1

R3092	C-CARBON R	RN72K1J-103JE	1	435031034R1
R3093	C-CARBON R	RN72K1J-103JE	1	435031034R1
R3094	C-CARBON R	RN72K1J-103JE	1	435031034R1
R3095	C-CARBON R	RN72K1J-103JE	1	435031034R1
R3096	C-CARBON R	RN72K1J-560JE	1	435035604R1
R3097	C-CARBON R	RN72K1J-560JE	1	435035604R1
R3098	C-CARBON R	RN72K1J-391JE	1	435033914R1
R3099	C-CARBON R	RN72K1J-391JE	1	435033914R1
R3680	C-CARBON R	RN72K1J-181JE	1	435031814R1
R3681	C-CARBON R	RN72K1J-181JE	1	435031814R1
R3682	C-CARBON R	RN72K1J-181JE	1	435031814R1
R3683	C-CARBON R	RN72K1J-181JE	1	435031814R1
R3684	C-CARBON R	RN72K1J-181JE	1	435031814R1
R3685	C-CARBON R	RN72K1J-181JE	1	435031814R1
R3686	C-CARBON R	RN72K1J-181JE	1	435031814R1
R3687	C-CARBON R	RN72K1J-181JE	1	435031814R1
R3688	C-CARBON R	RN72K1J-181JE	1	435031814R1
R3689	C-CARBON R	RN72K1J-181JE	1	435031814R1
R3690	C-CARBON R	RN72K1J-181JE	1	435031814R1
R3691	C-CARBON R	RN72K1J-181JE	1	435031814R1
R3692	C-CARBON R	RN72K1J-181JE	1	435031814R1
R3693	C-CARBON R	RN72K1J-181JE	1	435031814R1
R3694	C-CARBON R	RN72K1J-181JE	1	435031814R1
R3695	C-CARBON R	RN72K1J-181JE	1	435031814R1
R3696	C-CARBON R	RN72K1J-181JE	1	435031814R1
R3697	C-CARBON R	RN72K1J-181JE	1	435031814R1
R3698	C-CARBON R	RN72K1J-181JE	1	435031814R1
R3699	C-CARBON R	RN72K1J-181JE	1	435031814R1
R3701	C-CARBON R	RN72K1J-103JE	1	435031034R1
R3702	C-CARBON R	RN72K1J-331JE	1	435033314R1
R3703	C-CARBON R	RN72K1J-331JE	1	435033314R1
R3704	C-CARBON R	RN72K1J-331JE	1	435033314R1
R3705	C-CARBON R	RN72K1J-331JE	1	435033314R1
R3706	C-CARBON R	RN72K1J-331JE	1	435033314R1
R3707	C-CARBON R	RN72K1J-331JE	1	435033314R1
R3708	C-CARBON R	RN72K1J-331JE	1	435033314R1
R3709	C-CARBON R	RN72K1J-470JE	1	435034704R1
R3710	C-CARBON R	RN72K1J-331JE	1	435033314R1
R3711	C-CARBON R	RN72K1J-103JE	1	435031034R1
R3721	C-CARBON R	RN72K1J-103JE	1	435031034R1
R3722	C-CARBON R	RN72K1J-331JE	1	435033314R1
R3723	C-CARBON R	RN72K1J-331JE	1	435033314R1
R3724	C-CARBON R	RN72K1J-331JE	1	435033314R1
R3725	C-CARBON R	RN72K1J-331JE	1	435033314R1
R3726	C-CARBON R	RN72K1J-331JE	1	435033314R1

R3727	C-CARBON R	RN72K1J-331JE	1	435033314R1
R3728	C-CARBON R	RN72K1J-331JE	1	435033314R1
R3729	C-CARBON R	RN72K1J-470JE	1	435034704R1
R3730	C-CARBON R	RN72K1J-331JE	1	435033314R1
R3731	C-CARBON R	RN72K1J-103JE	1	435031034R1
R3741	C-CARBON R	RN72K1J-103JE	1	435031034R1
R3742	C-CARBON R	RN72K1J-331JE	1	435033314R1
R3743	C-CARBON R	RN72K1J-331JE	1	435033314R1
R3744	C-CARBON R	RN72K1J-331JE	1	435033314R1
R3745	C-CARBON R	RN72K1J-331JE	1	435033314R1
R3746	C-CARBON R	RN72K1J-331JE	1	435033314R1
R3747	C-CARBON R	RN72K1J-331JE	1	435033314R1
R3748	C-CARBON R	RN72K1J-331JE	1	435033314R1
R3749	C-CARBON R	RN72K1J-470JE	1	435034704R1
R3750	C-CARBON R	RN72K1J-331JE	1	435033314R1
R3751	C-CARBON R	RN72K1J-103JE	1	435031034R1
R3761	C-CARBON R	RN72K1J-103JE	1	435031034R1
R3762	C-CARBON R	RN72K1J-331JE	1	435033314R1
R3763	C-CARBON R	RN72K1J-331JE	1	435033314R1
R3764	C-CARBON R	RN72K1J-331JE	1	435033314R1
R3765	C-CARBON R	RN72K1J-331JE	1	435033314R1
R3766	C-CARBON R	RN72K1J-331JE	1	435033314R1
R3767	C-CARBON R	RN72K1J-331JE	1	435033314R1
R3768	C-CARBON R	RN72K1J-331JE	1	435033314R1
R3769	C-CARBON R	RN72K1J-470JE	1	435034704R1
R3770	C-CARBON R	RN72K1J-331JE	1	435033314R1
R3771	C-CARBON R	RN72K1J-103JE	1	435031034R1
R3781	C-CARBON R	RN72K1J-103JE	1	435031034R1
R3782	C-CARBON R	RN72K1J-331JE	1	435033314R1
R3783	C-CARBON R	RN72K1J-331JE	1	435033314R1
R3784	C-CARBON R	RN72K1J-331JE	1	435033314R1
R3785	C-CARBON R	RN72K1J-331JE	1	435033314R1
R3786	C-CARBON R	RN72K1J-331JE	1	435033314R1
R3787	C-CARBON R	RN72K1J-331JE	1	435033314R1
R3788	C-CARBON R	RN72K1J-331JE	1	435033314R1
R3789	C-CARBON R	RN72K1J-470JE	1	435034704R1
R3790	C-CARBON R	RN72K1J-331JE	1	435033314R1
R3791	C-CARBON R	RN72K1J-103JE	1	435031034R1
R3800	C-CARBON R	RN72K1J-561JE	1	435035614R1
R3801	C-CARBON R	RN72K1J-561JE	1	435035614R1
R3802	C-CARBON R	RN72K1J-561JE	1	435035614R1
R3803	C-CARBON R	RN72K1J-561JE	1	435035614R1
R3804	C-CARBON R	RN72K1J-561JE	1	435035614R1
R3805	C-CARBON R	RN72K1J-561JE	1	435035614R1
R3806	C-CARBON R	RN72K1J-561JE	1	435035614R1

R3807	C-CARBON R	RN72K1J-561JE	1	435035614R1
R3808	C-CARBON R	RN72K1J-561JE	1	435035614R1
R3809	C-CARBON R	RN72K1J-561JE	1	435035614R1
R3810	C-CARBON R	RN72K1J-561JE	1	435035614R1
R3811	C-CARBON R	RN72K1J-561JE	1	435035614R1
R3812	C-CARBON R	RN72K1J-561JE	1	435035614R1
R3813	C-CARBON R	RN72K1J-561JE	1	435035614R1
R3814	C-CARBON R	RN72K1J-561JE	1	435035614R1
R3815	C-CARBON R	RN72K1J-561JE	1	435035614R1
R3816	C-CARBON R	RN72K1J-561JE	1	435035614R1
R3817	C-CARBON R	RN72K1J-561JE	1	435035614R1
R3818	C-CARBON R	RN72K1J-561JE	1	435035614R1
R3819	C-CARBON R	RN72K1J-561JE	1	435035614R1
R3820	C-CARBON R	RN72K1J-561JE	1	435035614R1
R3821	C-CARBON R	RN72K1J-561JE	1	435035614R1
R3822	C-CARBON R	RN72K1J-561JE	1	435035614R1
R3823	C-CARBON R	RN72K1J-561JE	1	435035614R1
R3824	C-CARBON R	RN72K1J-561JE	1	435035614R1
R3825	C-CARBON R	RN72K1J-561JE	1	435035614R1
R3826	C-CARBON R	RN72K1J-561JE	1	435035614R1
R3827	C-CARBON R	RN72K1J-561JE	1	435035614R1
R3828	C-CARBON R	RN72K1J-561JE	1	435035614R1
R3829	C-CARBON R	RN72K1J-561JE	1	435035614R1
R3830	C-CARBON R	RN72K1J-561JE	1	435035614R1
R3831	C-CARBON R	RN72K1J-561JE	1	435035614R1
R3832	C-CARBON R	RN72K1J-561JE	1	435035614R1
R3833	C-CARBON R	RN72K1J-561JE	1	435035614R1
R3834	C-CARBON R	RN72K1J-561JE	1	435035614R1
R3835	C-CARBON R	RN72K1J-561JE	1	435035614R1
R3836	C-CARBON R	RN72K1J-561JE	1	435035614R1
R3837	C-CARBON R	RN72K1J-561JE	1	435035614R1
R3838	C-CARBON R	RN72K1J-561JE	1	435035614R1
R3839	C-CARBON R	RN72K1J-561JE	1	435035614R1
R3840	C-CARBON R	RN72K1J-332JE	1	435033324R1
R3841	C-CARBON R	RN72K1J-332JE	1	435033324R1
R3842	C-CARBON R	RN72K1J-332JE	1	435033324R1
R3843	C-CARBON R	RN72K1J-332JE	1	435033324R1
R3844	C-CARBON R	RN72K1J-332JE	1	435033324R1
R3845	C-CARBON R	RN72K1J-332JE	1	435033324R1
R3846	C-CARBON R	RN72K1J-332JE	1	435033324R1
R3847	C-CARBON R	RN72K1J-332JE	1	435033324R1
R3848	C-CARBON R	RN72K1J-332JE	1	435033324R1
R3849	C-CARBON R	RN72K1J-332JE	1	435033324R1
R3850	C-CARBON R	RN72K1J-332JE	1	435033324R1
R3851	C-CARBON R	RN72K1J-332JE	1	435033324R1

R3852	C-CARBON R	RN72K1J-332JE	1	435033324R1
R3853	C-CARBON R	RN72K1J-332JE	1	435033324R1
R3854	C-CARBON R	RN72K1J-332JE	1	435033324R1
R3855	C-CARBON R	RN72K1J-332JE	1	435033324R1
R3856	C-CARBON R	RN72K1J-332JE	1	435033324R1
R3857	C-CARBON R	RN72K1J-332JE	1	435033324R1
R3858	C-CARBON R	RN72K1J-332JE	1	435033324R1
R3859	C-CARBON R	RN72K1J-332JE	1	435033324R1
R3860	C-CARBON R	RN72K1J-103JE	1	435031034R1
R3861	C-CARBON R	RN72K1J-103JE	1	435031034R1
R3862	C-CARBON R	RN72K1J-103JE	1	435031034R1
R3863	C-CARBON R	RN72K1J-103JE	1	435031034R1
R3864	C-CARBON R	RN72K1J-103JE	1	435031034R1
R3865	C-CARBON R	RN72K1J-103JE	1	435031034R1
R3866	C-CARBON R	RN72K1J-103JE	1	435031034R1
R3867	C-CARBON R	RN72K1J-103JE	1	435031034R1
R3868	C-CARBON R	RN72K1J-103JE	1	435031034R1
R3869	C-CARBON R	RN72K1J-103JE	1	435031034R1
R3870	C-CARBON R	RN72K1J-103JE	1	435031034R1
R3871	C-CARBON R	RN72K1J-103JE	1	435031034R1
R3872	C-CARBON R	RN72K1J-103JE	1	435031034R1
R3873	C-CARBON R	RN72K1J-103JE	1	435031034R1
R3874	C-CARBON R	RN72K1J-103JE	1	435031034R1
R3875	C-CARBON R	RN72K1J-103JE	1	435031034R1
R3876	C-CARBON R	RN72K1J-103JE	1	435031034R1
R3877	C-CARBON R	RN72K1J-103JE	1	435031034R1
R3878	C-CARBON R	RN72K1J-103JE	1	435031034R1
R3879	C-CARBON R	RN72K1J-103JE	1	435031034R1
R3880	C-CARBON R	RN72K1J-103JE	1	435031034R1
R3881	C-CARBON R	RN72K1J-103JE	1	435031034R1
R3882	C-CARBON R	RN72K1J-103JE	1	435031034R1
R3883	C-CARBON R	RN72K1J-103JE	1	435031034R1
R3884	C-CARBON R	RN72K1J-103JE	1	435031034R1
R3885	C-CARBON R	RN72K1J-103JE	1	435031034R1
R3886	C-CARBON R	RN72K1J-103JE	1	435031034R1
R3887	C-CARBON R	RN72K1J-103JE	1	435031034R1
R3888	C-CARBON R	RN72K1J-103JE	1	435031034R1
R3889	C-CARBON R	RN72K1J-103JE	1	435031034R1
R3890	C-CARBON R	RN72K1J-103JE	1	435031034R1
R3891	C-CARBON R	RN72K1J-103JE	1	435031034R1
R3892	C-CARBON R	RN72K1J-103JE	1	435031034R1
R3893	C-CARBON R	RN72K1J-103JE	1	435031034R1
R3894	C-CARBON R	RN72K1J-103JE	1	435031034R1
R3895	C-CARBON R	RN72K1J-103JE	1	435031034R1
R3896	C-CARBON R	RN72K1J-103JE	1	435031034R1

R3897	C-CARBON R	RN72K1J-103JE	1	435031034R1
R3898	C-CARBON R	RN72K1J-103JE	1	435031034R1
R3899	C-CARBON R	RN72K1J-103JE	1	435031034R1
R3900	C-CARBON R	RN72K1J-152JE	1	435031524R1
R3901	C-CARBON R	RN72K1J-152JE	1	435031524R1
R3902	C-CARBON R	RN72K1J-152JE	1	435031524R1
R3903	C-CARBON R	RN72K1J-152JE	1	435031524R1
R3904	C-CARBON R	RN72K1J-152JE	1	435031524R1
R3905	C-CARBON R	RN72K1J-152JE	1	435031524R1
R3906	C-CARBON R	RN72K1J-152JE	1	435031524R1
R3907	C-CARBON R	RN72K1J-152JE	1	435031524R1
R3908	C-CARBON R	RN72K1J-152JE	1	435031524R1
R3909	C-CARBON R	RN72K1J-152JE	1	435031524R1
R3910	C-CARBON R	RN72K1J-223JE	1	435032234R1
R3911	C-CARBON R	RN72K1J-223JE	1	435032234R1
R3912	C-CARBON R	RN72K1J-223JE	1	435032234R1
R3913	C-CARBON R	RN72K1J-223JE	1	435032234R1
R3914	C-CARBON R	RN72K1J-223JE	1	435032234R1
R3915	C-CARBON R	RN72K1J-223JE	1	435032234R1
R3916	C-CARBON R	RN72K1J-223JE	1	435032234R1
R3917	C-CARBON R	RN72K1J-223JE	1	435032234R1
R3918	C-CARBON R	RN72K1J-223JE	1	435032234R1
R3919	C-CARBON R	RN72K1J-223JE	1	435032234R1
R3920	C-CARBON R	RN72K1J-223JE	1	435032234R1
R3921	C-CARBON R	RN72K1J-223JE	1	435032234R1
R3922	C-CARBON R	RN72K1J-223JE	1	435032234R1
R3923	C-CARBON R	RN72K1J-223JE	1	435032234R1
R3924	C-CARBON R	RN72K1J-223JE	1	435032234R1
R3925	C-CARBON R	RN72K1J-223JE	1	435032234R1
R3926	C-CARBON R	RN72K1J-223JE	1	435032234R1
R3927	C-CARBON R	RN72K1J-223JE	1	435032234R1
R3928	C-CARBON R	RN72K1J-223JE	1	435032234R1
R3929	C-CARBON R	RN72K1J-223JE	1	435032234R1
R3930	C-CARBON R	RN72K1J-223JE	1	435032234R1
R3931	C-CARBON R	RN72K1J-223JE	1	435032234R1
R3932	C-CARBON R	RN72K1J-223JE	1	435032234R1
R3933	C-CARBON R	RN72K1J-223JE	1	435032234R1
R3934	C-CARBON R	RN72K1J-223JE	1	435032234R1
R3935	C-CARBON R	RN72K1J-223JE	1	435032234R1
R3936	C-CARBON R	RN72K1J-223JE	1	435032234R1
R3937	C-CARBON R	RN72K1J-223JE	1	435032234R1
R3938	C-CARBON R	RN72K1J-223JE	1	435032234R1
R3939	C-CARBON R	RN72K1J-223JE	1	435032234R1
R3940	C-CARBON R	RN72K1J-223JE	1	435032234R1
R3941	C-CARBON R	RN72K1J-223JE	1	435032234R1

R3942	C-CARBON R	RN72K1J-223JE	1	435032234R1
R3943	C-CARBON R	RN72K1J-223JE	1	435032234R1
R3944	C-CARBON R	RN72K1J-223JE	1	435032234R1
R3945	C-CARBON R	RN72K1J-223JE	1	435032234R1
R3946	C-CARBON R	RN72K1J-223JE	1	435032234R1
R3947	C-CARBON R	RN72K1J-223JE	1	435032234R1
R3948	C-CARBON R	RN72K1J-223JE	1	435032234R1
R3949	C-CARBON R	RN72K1J-223JE	1	435032234R1
R3950	C-CARBON R	RN72K1J-152JE	1	435031524R1
R3951	C-CARBON R	RN72K1J-152JE	1	435031524R1
R3952	C-CARBON R	RN72K1J-152JE	1	435031524R1
R3953	C-CARBON R	RN72K1J-152JE	1	435031524R1
R3954	C-CARBON R	RN72K1J-152JE	1	435031524R1
R3955	C-CARBON R	RN72K1J-152JE	1	435031524R1
R3956	C-CARBON R	RN72K1J-152JE	1	435031524R1
R3957	C-CARBON R	RN72K1J-152JE	1	435031524R1
R3958	C-CARBON R	RN72K1J-152JE	1	435031524R1
R3959	C-CARBON R	RN72K1J-152JE	1	435031524R1
R3960	C-CARBON R	RN72K1J-152JE	1	435031524R1
R3961	C-CARBON R	RN72K1J-152JE	1	435031524R1
R3962	C-CARBON R	RN72K1J-152JE	1	435031524R1
R3963	C-CARBON R	RN72K1J-152JE	1	435031524R1
R3964	C-CARBON R	RN72K1J-152JE	1	435031524R1
R3965	C-CARBON R	RN72K1J-152JE	1	435031524R1
R3966	C-CARBON R	RN72K1J-152JE	1	435031524R1
R3967	C-CARBON R	RN72K1J-152JE	1	435031524R1
R3968	C-CARBON R	RN72K1J-152JE	1	435031524R1
R3969	C-CARBON R	RN72K1J-152JE	1	435031524R1
R3970	C-CARBON R	RN72K1J-220JE	1	435032204R1
R3971	C-CARBON R	RN72K1J-220JE	1	435032204R1
R3972	C-CARBON R	RN72K1J-220JE	1	435032204R1
R3973	C-CARBON R	RN72K1J-220JE	1	435032204R1
R3974	C-CARBON R	RN72K1J-220JE	1	435032204R1
R3975	C-CARBON R	RN72K1J-220JE	1	435032204R1
R3976	C-CARBON R	RN72K1J-220JE	1	435032204R1
R3977	C-CARBON R	RN72K1J-220JE	1	435032204R1
R3978	C-CARBON R	RN72K1J-220JE	1	435032204R1
R3979	C-CARBON R	RN72K1J-220JE	1	435032204R1
R3980	C-CARBON R	RN72K1J-224JE	1	435032244R1
R3981	C-CARBON R	RN72K1J-224JE	1	435032244R1
R3982	C-CARBON R	RN72K1J-224JE	1	435032244R1
R3983	C-CARBON R	RN72K1J-224JE	1	435032244R1
R3984	C-CARBON R	RN72K1J-224JE	1	435032244R1
R3985	C-CARBON R	RN72K1J-224JE	1	435032244R1
R3986	C-CARBON R	RN72K1J-224JE	1	435032244R1

R3987	C-CARBON R	RN72K1J-224JE	1	435032244R1	
R3988	C-CARBON R	RN72K1J-224JE	1	435032244R1	
R3989	C-CARBON R	RN72K1J-224JE	1	435032244R1	
R4201	C-CARBON R	RN72K1J-224JE	1	435032244R1	
R4202	C-CARBON R	RN72K1J-224JE	1	435032244R1	
R4203	C-CARBON R	RN72K1J-224JE	1	435032244R1	
R4204	C-CARBON R	RN72K1J-224JE	1	435032244R1	
R4205	C-CARBON R	RN72K1J-224JE	1	435032244R1	
R4206	C-CARBON R	RN72K1J-224JE	1	435032244R1	
R4207	C-CARBON R	RN72K1J-224JE	1	435032244R1	
R4208	C-CARBON R	RN72K1J-224JE	1	435032244R1	
R4253	C-CARBON R	RN72K1J-182JE	1	435031824R1	
R4254	C-CARBON R	RN72K1J-182JE	1	435031824R1	
R4255	C-CARBON R	RN72K1J-103JE	1	435031034R1	
R4256	C-CARBON R	RN72K1J-103JE	1	435031034R1	
R4291	NF CARBON R	R25J-22	1	415472204T	
R4292	NF CARBON R	R25J-22	1	415472204T	
R4293	C-CARBON R	RN72K1J-152JE	1	435031524R1	
R4294	C-CARBON R	RN72K1J-152JE	1	435031524R1	
R4720	C-CARBON R	RN72K1J-224JE	1	435032244R1	
R4721	C-CARBON R	RN72K1J-224JE	1	435032244R1	
R4722	C-CARBON R	RN72K1J-224JE	1	435032244R1	
R4723	C-CARBON R	RN72K1J-224JE	1	435032244R1	
R4724	C-CARBON R	RN72K1J-224JE	1	435032244R1	
R4725	C-CARBON R	RN72K1J-224JE	1	435032244R1	
R4726	C-CARBON R	RN72K1J-224JE	1	435032244R1	
R4727	C-CARBON R	RN72K1J-224JE	1	435032244R1	
R4730	C-CARBON R	RN72K1J-224JE	1	435032244R1	
R4731	C-CARBON R	RN72K1J-224JE	1	435032244R1	
R4732	C-CARBON R	RN72K1J-224JE	1	435032244R1	
R4733	C-CARBON R	RN72K1J-224JE	1	435032244R1	
R4734	C-CARBON R	RN72K1J-224JE	1	435032244R1	
R4735	C-CARBON R	RN72K1J-224JE	1	435032244R1	
R4736	C-CARBON R	RN72K1J-224JE	1	435032244R1	
R4737	C-CARBON R	RN72K1J-224JE	1	435032244R1	
R4740	METAL O R	RS1/2WBJ-22	1	443522204T	
R4741	METAL O R	RS1/2WBJ-22	1	443522204T	
R7001	C-CARBON R	RN72K1J-470JE	1	435034704R1	<DC, DD>
R7002	C-CARBON R	RN72K1J-470JE	1	435034704R1	<DC, DD>
R7003	C-CARBON R	RN72K1J-470JE	1	435034704R1	
R7005	C-CARBON R	RN72K1J-470JE	1	435034704R1	<DC, DD>
R7006	C-CARBON R	RN72K1J-221JE	1	435032214R1	
R7007	C-CARBON R	RN72K1J-470JE	1	435034704R1	<DC, DD>
R7008	C-CARBON R	RN72K1J-221JE	1	435032214R1	
R7011	C-CARBON R	RN72K1J-102JE	1	435031024R1	

R7012	C-CARBON R	RN72K1J-102JE	1	435031024R1	
R7013	C-CARBON R	RN72K1J-470JE	1	435034704R1	<DC, DD>
R7014	C-CARBON R	RN72K1J-470JE	1	435034704R1	<DC, DD>
R7016	C-CARBON R	RN72K1J-103JE	1	435031034R1	
R7017	C-CARBON R	RN72K1J-470JE	1	435034704R1	
R7018	C-CARBON R	RN72K1J-221JE	1	435032214R1	
R7024	C-CARBON R	RN72K1J-103JE	1	435031034R1	
R7025	C-CARBON R	RN72K1J-224JE	1	435032244R1	
R7026	C-CARBON R	RN72K1J-224JE	1	435032244R1	
R7027	C-CARBON R	RN72K1J-472JE	1	435034724R1	
R7030	C-CARBON R	RN72K1J-470JE	1	435034704R1	
R7031	C-CARBON R	RN72K1J-470JE	1	435034704R1	
R7032	C-CARBON R	RN72K1J-221JE	1	435032214R1	
R7033	C-CARBON R	RN72K1J-221JE	1	435032214R1	
R7034	C-CARBON R	RN72K1J-470JE	1	435034704R1	
R7035	C-CARBON R	RN72K1J-470JE	1	435034704R1	
R7036	C-CARBON R	RN72K1J-470JE	1	435034704R1	
R7037	C-CARBON R	RN72K1J-470JE	1	435034704R1	
R7038	C-CARBON R	RN72K1J-470JE	1	435034704R1	
R7040	C-CARBON R	RN72K1J-470JE	1	435034704R1	
R7042	C-CARBON R	RN72K1J-470JE	1	435034704R1	
R7043	C-CARBON R	RN72K1J-470JE	1	435034704R1	
R7044	C-CARBON R	RN72K1J-470JE	1	435034704R1	
R7045	C-CARBON R	RN72K1J-221JE	1	435032214R1	
R7046	C-CARBON R	RN72K1J-470JE	1	435034704R1	
R7048	C-CARBON R	RN72K1J-470JE	1	435034704R1	
R7049	C-CARBON R	RN72K1J-470JE	1	435034704R1	
R7050	C-CARBON R	RN72K1J-470JE	1	435034704R1	
R7051	C-CARBON R	RN72K1J-470JE	1	435034704R1	
R7052	C-CARBON R	RN72K1J-470JE	1	435034704R1	
R7053	C-CARBON R	RN72K1J-470JE	1	435034704R1	
R7054	C-CARBON R	RN72K1J-103JE	1	435031034R1	
R7055	C-CARBON R	RN72K1J-470JE	1	435034704R1	
R7062	C-CARBON R	RN72K1J-470JE	1	435034704R1	
R7063	C-CARBON R	RN72K1J-470JE	1	435034704R1	
R7064	C-CARBON R	RN72K1J-470JE	1	435034704R1	
R7065	C-CARBON R	RN72K1J-103JE	1	435031034R1	
R7069	C-CARBON R	RN72K1J-470JE	1	435034704R1	
R7070	C-CARBON R	RN72K1J-470JE	1	435034704R1	
R7071	C-CARBON R	RN72K1J-470JE	1	435034704R1	
R7072	C-CARBON R	RN72K1J-470JE	1	435034704R1	
R7073	C-CARBON R	RN72K1J-470JE	1	435034704R1	
R7075	C-CARBON R	RN72K1J-470JE	1	435034704R1	
R7077	C-CARBON R	RN72K1J-470JE	1	435034704R1	
R7078	C-CARBON R	RN72K1J-470JE	1	435034704R1	

R7079	C-CARBON R	RN72K1J-221JE	1	435032214R1	
R7080	C-CARBON R	RN72K1J-470JE	1	435034704R1	
R7081	C-CARBON R	RN72K1J-221JE	1	435032214R1	
R7082	C-CARBON R	RN72K1J-470JE	1	435034704R1	
R7083	C-CARBON R	RN72K1J-221JE	1	435032214R1	
R7084	C-CARBON R	RN72K1J-470JE	1	435034704R1	
R7085	C-CARBON R	RN72K1J-470JE	1	435034704R1	
R7086	C-CARBON R	RN72K1J-221JE	1	435032214R1	
R7087	C-CARBON R	RN72K1J-470JE	1	435034704R1	
R7088	C-CARBON R	RN72K1J-221JE	1	435032214R1	
R7089	C-CARBON R	RN72K1J-470JE	1	435034704R1	
R7090	C-CARBON R	RN72K1J-470JE	1	435034704R1	
R7092	C-CARBON R	RN72K1J-221JE	1	435032214R1	
R7094	C-CARBON R	RN72K1J-470JE	1	435034704R1	
R7095	C-CARBON R	RN72K1J-470JE	1	435034704R1	
R7096	C-CARBON R	RN72K1J-221JE	1	435032214R1	
R7097	C-CARBON R	RN72K1J-470JE	1	435034704R1	
R7098	C-CARBON R	RN72K1J-470JE	1	435034704R1	
R7099	C-CARBON R	RN72K1J-221JE	1	435032214R1	
R7100	C-CARBON R	RN72K1J-221JE	1	435032214R1	
R7101	C-CARBON R	RN72K1J-221JE	1	435032214R1	
R7102	C-CARBON R	RN72K1J-221JE	1	435032214R1	
R7103	C-CARBON R	RN72K1J-221JE	1	435032214R1	
R7104	C-CARBON R	RN72K1J-221JE	1	435032214R1	
R7105	C-CARBON R	RN72K1J-470JE	1	435034704R1	
R7106	C-CARBON R	RN72K1J-470JE	1	435034704R1	
R7107	C-CARBON R	RN72K1J-221JE	1	435032214R1	
R7108	C-CARBON R	RN72K1J-470JE	1	435034704R1	
R7109	C-CARBON R	RN72K1J-221JE	1	435032214R1	
R7110	C-CARBON R	RN72K1J-103JE	1	435031034R1	
R7111	C-CARBON R	RN72K1J-103JE	1	435031034R1	
R7112	C-CARBON R	RN72K1J-563JE	1	435035634R1	
R7113	C-CARBON R	RN72K1J-333JE	1	435033334R1	<DC, DD>
R7113	C-CARBON R	RN72K1J-103JE	1	435031034R1	<MP, MT, DT, NA906>
R7119	C-CARBON R	RN72K1J-102JE	1	435031024R1	
R7120	C-CARBON R	RN72K1J-102JE	1	435031024R1	
R7121	C-CARBON R	RN72K1J-470JE	1	435034704R1	
R7122	C-CARBON R	RN72K1J-470JE	1	435034704R1	
R7123	C-CARBON R	RN72K1J-470JE	1	435034704R1	
R7124	C-CARBON R	RN72K1J-221JE	1	435032214R1	
R7125	C-CARBON R	RN72K1J-470JE	1	435034704R1	
R7126	C-CARBON R	RN72K1J-470JE	1	435034704R1	
R7127	C-CARBON R	RN72K1J-221JE	1	435032214R1	
R7128	C-CARBON R	RN72K1J-221JE	1	435032214R1	
R7129	C-CARBON R	RN72K1J-470JE	1	435034704R1	

R7131	C-CARBON R	RN72K1J-470JE	1	435034704R1
R7133	C-CARBON R	RN72K1J-472JE	1	435034724R1
R7134	C-CARBON R	RN72K1J-472JE	1	435034724R1
R7135	C-CARBON R	RN72K1J-472JE	1	435034724R1
R7136	C-CARBON R	RN72K1J-472JE	1	435034724R1
R7137	C-CARBON R	RN72K1J-221JE	1	435032214R1
R7138	C-CARBON R	RN72K1J-470JE	1	435034704R1
R7139	C-CARBON R	RN72K1J-470JE	1	435034704R1
R7141	C-CARBON R	RN72K1J-470JE	1	435034704R1
R7144	C-CARBON R	RN72K1J-221JE	1	435032214R1
R7151	C-CARBON R	RN72K1J-470JE	1	435034704R1
R7152	C-CARBON R	RN72K1J-470JE	1	435034704R1
R7153	C-CARBON R	RN72K1J-470JE	1	435034704R1
R7154	C-CARBON R	RN72K1J-470JE	1	435034704R1
R7155	C-CARBON R	RN72K1J-470JE	1	435034704R1
R7156	C-CARBON R	RN72K1J-470JE	1	435034704R1
R7157	C-CARBON R	RN72K1J-470JE	1	435034704R1
R7158	C-CARBON R	RN72K1J-470JE	1	435034704R1
R7161	C-CARBON R	RN72K1J-470JE	1	435034704R1
R7162	C-CARBON R	RN72K1J-470JE	1	435034704R1
R7163	C-CARBON R	RN72K1J-470JE	1	435034704R1
R7164	C-CARBON R	RN72K1J-470JE	1	435034704R1
R7167	C-CARBON R	RN72K1J-470JE	1	435034704R1
R7171	C-CARBON R	RN72K1J-470JE	1	435034704R1
R7172	C-CARBON R	RN72K1J-470JE	1	435034704R1
R7173	C-CARBON R	RN72K1J-470JE	1	435034704R1
R7174	C-CARBON R	RN72K1J-470JE	1	435034704R1
R7175	C-CARBON R	RN72K1J-470JE	1	435034704R1
R7176	C-CARBON R	RN72K1J-470JE	1	435034704R1
R7177	C-CARBON R	RN72K1J-470JE	1	435034704R1
R7178	C-CARBON R	RN72K1J-470JE	1	435034704R1
R7181	C-CARBON R	RN72K1J-104JE	1	435031044R1
R7182	C-CARBON R	RN72K1J-104JE	1	435031044R1
R7183	C-CARBON R	RN72K1J-104JE	1	435031044R1
R7184	C-CARBON R	RN72K1J-104JE	1	435031044R1
R7185	C-CARBON R	RN72K1J-104JE	1	435031044R1
R7186	C-CARBON R	RN72K1J-104JE	1	435031044R1
R7187	C-CARBON R	RN72K1J-104JE	1	435031044R1
R7188	C-CARBON R	RN72K1J-104JE	1	435031044R1
R7189	C-CARBON R	RN72K1J-221JE	1	435032214R1
R7190	C-CARBON R	RN72K1J-221JE	1	435032214R1
R7191	C-CARBON R	RN72K1J-221JE	1	435032214R1
R7192	C-CARBON R	RN72K1J-104JE	1	435031044R1
R7193	C-CARBON R	RN72K1J-104JE	1	435031044R1
R7194	C-CARBON R	RN72K1J-104JE	1	435031044R1

R7195	C-CARBON R	RN72K1J-104JE	1	435031044R1	
R7196	C-CARBON R	RN72K1J-104JE	1	435031044R1	
R7197	C-CARBON R	RN72K1J-104JE	1	435031044R1	
R7198	C-CARBON R	RN72K1J-561JE	1	435035614R1	
R7201	METAL R	RNU1/2WCJ-2.2	1	453530224T	
R7202	C-CARBON R	RN72K1J-102JE	1	435031024R1	
R7203	C-CARBON R	RN72K1J-392JE	1	435033924R1	
R7204	C-CARBON R	RN72K1J-272JE	1	435032724R1	
R7205	C-CARBON R	RN72K1J-472JE	1	435034724R1	
R7210	C-CARBON R	RN72K1J-103JE	1	435031034R1	
R7211	C-CARBON R	RN72K1J-103JE	1	435031034R1	
R7212	C-CARBON R	RN72K1J-333JE	1	435033334R1	
R7213	C-CARBON R	RN72K1J-103JE	1	435031034R1	<DC, DD, NA906>
R7221	METAL R	RNU1/2WCJ-2.2	1	453530224T	
R7222	C-CARBON R	RN72K1J-102JE	1	435031024R1	
R7223	C-CARBON R	RN72K1J-392JE	1	435033924R1	
R7224	C-CARBON R	RN72K1J-272JE	1	435032724R1	
R7225	C-CARBON R	RN72K1J-472JE	1	435034724R1	
R7230	C-CARBON R	RN72K1J-000JE	1	435030004R1	<DC, DD, NA906>
R7231	METAL R	RNU1/2WCJ-0.22	1	453532294T	
R7232	C-CARBON R	RN72K1J-102JE	1	435031024R1	
R7233	C-CARBON R	RN72K1J-392JE	1	435033924R1	
R7234	C-CARBON R	RN72K1J-563JE	1	435035634R1	
R7235	C-CARBON R	RN72K1J-562JE	1	435035624R1	
R7236	C-CARBON R	RN72K1J-273JE	1	435032734R1	<DC, DD>
R7237	C-CARBON R	RN72K1J-334JE	1	435033344R1	<DC, DD>
R7238	C-CARBON R	RN72K1J-334JE	1	435033344R1	<DC, DD>
R7241	METAL O R	RS1/2WBJ-56	1	443525604T	
R7245	METAL R	RNU1/2WCJ-2.7	1	453530274T	
R7246	METAL R	RNU1/2WCJ-2.7	1	453530274T	
R7247	METAL R	RNU1/2WCJ-2.7	1	453530274T	
R7248	METAL R	RNU1/2WCJ-2.7	1	453530274T	
R7251	C-CARBON R	RN72K1J-103JE	1	435031034R1	
R7252	METAL O R	RS1/2WBJ-22	1	443522204T	
R7255	C-CARBON R	RN72K1J-103JE	1	435031034R1	
R7256	C-CARBON R	RN72K1J-103JE	1	435031034R1	
R7261	C-CARBON R	RN72K1J-103JE	1	435031034R1	
R7262	C-CARBON R	RN72K1J-103JE	1	435031034R1	<DC, DD, NA906>
R7263	C-CARBON R	RN72K1J-103JE	1	435031034R1	<DC, DD, NA906>
R7264	C-CARBON R	RN72K1J-273JE	1	435032734R1	
R7265	C-CARBON R	RN72K1J-273JE	1	435032734R1	
R7266	C-CARBON R	RN72K1J-103JE	1	435031034R1	
R7267	C-CARBON R	RN72K1J-473JE	1	435034734R1	
R7268	C-CARBON R	RN72K1J-103JE	1	435031034R1	
R7269	C-CARBON R	RN72K1J-103JE	1	435031034R1	

R7272	C-CARBON R	RN72K1J-103JE	1	435031034R1	
R7273	C-CARBON R	RN72K1J-103JE	1	435031034R1	
R7275	C-CARBON R	RN72K1J-103JE	1	435031034R1	
R7278	C-CARBON R	RN72K1J-103JE	1	435031034R1	
R7279	C-CARBON R	RN72K1J-103JE	1	435031034R1	
R7280	C-CARBON R	RN72K1J-103JE	1	435031034R1	
R7281	C-CARBON R	RN72K1J-103JE	1	435031034R1	
R7282	C-CARBON R	RN72K1J-103JE	1	435031034R1	
R7283	C-CARBON R	RN72K1J-103JE	1	435031034R1	
R7284	C-CARBON R	RN72K1J-101JE	1	435031014R1	
R7285	C-CARBON R	RN72K1J-224JE	1	435032244R1	
R7286	C-CARBON R	RN72K1J-101JE	1	435031014R1	
R7287	C-CARBON R	RN72K1J-103JE	1	435031034R1	
R7288	C-CARBON R	RN72K1J-103JE	1	435031034R1	
R7289	C-CARBON R	RN72K1J-103JE	1	435031034R1	
R7290	C-CARBON R	RN72K1J-103JE	1	435031034R1	
R7291	C-CARBON R	RN72K1J-103JE	1	435031034R1	
R7292	C-CARBON R	RN72K1J-103JE	1	435031034R1	
R7293	C-CARBON R	RN72K1J-272JE	1	435032724R1	
R7294	C-CARBON R	RN72K1J-272JE	1	435032724R1	
R7295	C-CARBON R	RN72K1J-272JE	1	435032724R1	
R7296	C-CARBON R	RN72K1J-272JE	1	435032724R1	
R7297	C-CARBON R	RN72K1J-103JE	1	435031034R1	<DC, DD>
R7298	C-CARBON R	RN72K1J-472JE	1	435034724R1	<MP, MT, DT, NA906>
R7299	C-CARBON R	RN72K1J-222JE	1	435032224R1	
R7300	C-CARBON R	RN72K1J-103JE	1	435031034R1	
R7301	C-CARBON R	RN72K1J-103JE	1	435031034R1	
R7302	C-CARBON R	RN72K1J-103JE	1	435031034R1	
R7303	C-CARBON R	RN72K1J-103JE	1	435031034R1	
R7342	C-CARBON R	RN72K1J-222JE	1	435032224R1	<DC, DD>
R7343	C-CARBON R	RN72K1J-221JE	1	435032214R1	<DC, DD>
R7351	C-CARBON R	RN72K1J-103JE	1	435031034R1	
R7352	C-CARBON R	RN72K1J-222JE	1	435032224R1	
R7353	C-CARBON R	RN72K1J-102JE	1	435031024R1	
R7355	C-CARBON R	RN72K1J-103JE	1	435031034R1	
R7356	C-CARBON R	RN72K1J-222JE	1	435032224R1	
R7357	C-CARBON R	RN72K1J-102JE	1	435031024R1	
R7361	C-CARBON R	RN72K1J-103JE	1	435031034R1	
R7362	C-CARBON R	RN72K1J-222JE	1	435032224R1	
R7363	C-CARBON R	RN72K1J-102JE	1	435031024R1	
R7365	C-CARBON R	RN72K1J-103JE	1	435031034R1	
R7366	C-CARBON R	RN72K1J-222JE	1	435032224R1	
R7367	C-CARBON R	RN72K1J-102JE	1	435031024R1	
R7371	C-CARBON R	RN72K1J-470JE	1	435034704R1	
R7391	C-CARBON R	RN72K1J-103JE	1	435031034R1	

R7392	C-CARBON R	RN72K1J-103JE	1	435031034R1	
R7401	C-CARBON R	RN72K1J-220JE	1	435032204R1	
R7402	C-CARBON R	RN72K1J-220JE	1	435032204R1	
R7403	C-CARBON R	RN72K1J-000JE	1	435030004R1	
R7404	C-CARBON R	RN72K1J-273JE	1	435032734R1	
R7407	C-CARBON R	RN72K1J-000JE	1	435030004R1	<DC, DD>
R7408	C-CARBON R	RN72K1J-000JE	1	435030004R1	<DC, DD>
R7411	C-CARBON R	RN72K1J-000JE	1	435030004R1	<MP, MT, DT>
R7412	C-CARBON R	RN72K1J-000JE	1	435030004R1	<DC, DD>
R7413	C-CARBON R	RN72K1J-000JE	1	435030004R1	<NR906>
R7414	C-CARBON R	RN72K1J-000JE	1	435030004R1	<NR906>
R7415	C-CARBON R	RN72K1J-222JE	1	435032224R1	<MP, MT, DT>
R7416	C-CARBON R	RN72K1J-222JE	1	435032224R1	<MP, MT, DT>
R7417	C-CARBON R	RN72K1J-392JE	1	435033924R1	<MP, MT, DT>
R7418	C-CARBON R	RN72K1J-392JE	1	435033924R1	<MP, MT, DT>
R7421	C-CARBON R	RN72K1J-000JE	1	435030004R1	
R7425	C-CARBON R	RN72K1J-000JE	1	435030004R1	<MP, MT, DT>
R7427	C-CARBON R	RN72K1J-000JE	1	435030004R1	
E101	TRM(SCREW)	NEJITANSI M3	1	25065425	<DC, DD>
E102	TRM(SCREW)	NEJITANSI M3	1	25065425	<DC, DD>
JL9501A	SOCKET	NSCT-6P111	1	25050283	
P101B	SOCKET	NSCT-13P2106	1	25052209	<NR906>
P101B or	SOCKET	NSCT-13P1607	(1)	25051820	<NR906>
P102A	SOCKET	NSCT-18P2148	1	25052251	<DC, DD>
P102A or	SOCKET	NSCT-18P1649	(1)	25051862	<DC, DD>
P102B	SOCKET	NSCT-18P2111	1	25052214	<DC, DD>
P102B or	SOCKET	NSCT-18P1612	(1)	25051825	<DC, DD>
P121	SOCKET	YKF51-5397N	1	25053201	<DC, DD>
P122	SOCKET	CAM-C16	1	25053104R2	<DC, DD>
P122A	RETAINER	(XM)	1	27142048	<DC, DD>
P2010B	SOCKET	IMSA-9142S-24A	1	25053234	
P202B	PLUG	NPLG-6P134	1	25055150	
P205B	SOCKET	NSCT-9P2206	1	25052309	
P205B or	SOCKET	NSCT-9P2400	(1)	25052503	
P2998	TRM	NTM-1P232(M1700)	1	25060301	
P2999	TRM	NTM-1P232(M1700)	1	25060301	
P3001	PIN JACK	NPJ-3PDO657	1	25045885	
P3001 or	PIN JACK	NPJ-3PDO431	(1)	25045624	
P3002	ST JACK	MSJ-035-22	1	25045887	
P3002 or	JACK	YKB21-5130	(1)	25045387	
P3003	SOCKET	7906-09FHA	1	25053103	
P3101A	PLUG	IMSA-9142B-24A	1	25056602	
P3102A	PLUG	IMSA-9142B-14A	1	25056597	
P3103A	PLUG	IMSA-9142B-16A	1	25056598	
P3801A	PLUG	IMSA-9855B-30D-T	1	25056604	

P3802A	PLUG	IMSA-9855B-30D-T	1	25056604
P4020B	SOCKET	IMSA-9142S-26A	1	25053235
P4021B	SOCKET	IMSA-9142S-26A	1	25053235
P4032B	SOCKET	NSCT-8P1023	1	25051233
P4033B	SOCKET	NSCT-13P1028	1	25051238
P4110	SOCKET	9210B-1-10Z140-PT1	1	25053247
P4111	SOCKET	9210B-1-09Z140-PT1	1	25053249
P6851A	PLUG	IMSA-9142B-20A	1	25056600
P6852A	PLUG	IMSA-9142B-20A	1	25056600
P6853A	PLUG	IMSA-9142B-20A	1	25056600
P7001	SOCKET	NSCT-9P2427	1	25052530
P7002	TRM(SCREW)	NEJITANSI M3	1	25065425
P7210B	PLUG	NPLG-9P356	1	25055373
P7501A	SOCKET	NSCT-40P2170	1	25052273
P8002A	PLUG	NPLG-15P667	1	25055711

<b>U33</b>	<b>DISPLAY PC BOARD (NADIS-9085-1C/1H)</b>
<b>U34</b>	<b>DISPLAY PC BOARD (NADIS-9086-1C/1H)</b>
<b>U36</b>	<b>HEADPHONE PC BOARD (NAETC-9088-1C/1H)</b>
<b>U37</b>	<b>POWER SUPPLY PC BOARD (NAPS-9089-1C/1H)</b>

REF. NO.	PART NAME	DESCRIPTION	Q'TY	PART NO. (SN)	REMARKS
U7520	PHT CP	TORX177L	1	24120127	
U7560	REMO SENS	NJL34H380A	1	241365	
Q7500	FL TUBE	HNA-16SL04T	1	212266	
Q7500A	HOLDER	(FL)	1	27191303	
Q7501	IC	M66005-0001AHP	1	22242208R3	
Q7502	IC	M66005-0001AHP	1	22242208R3	
Q7503	TR	2SC2712-GR	1	2213145R2	
Q7503 or	TR	2SC2712-Y(TE85L_F)	(1)	2213144R2	
Q7504	TR	2SC2712-GR	1	2213145R2	
Q7504 or	TR	2SC2712-Y(TE85L_F)	(1)	2213144R2	
Q7520	IC	NE5532APSR	1	22242283R2	
Q7530	IC	NJM4580M-D	1	22241448R2	
Q7532	TR	RN1441	1	2215410R2	
Q7533	TR	RN2403	1	2214540R2	
Q7533 or	TR	DTA124EKA	(1)	2216240R2	
Q7533 or	TR	KRA103S	(1)	2216230R2	
Q7591	TR	DTC123JKA	1	2216690R2	
Q7592	TR	DTC123JKA	1	2216690R2	
Q7593	TR	DTC123JKA	1	2216690R2	
Q7597	TR	DTC123JKA	1	2216690R2	
Q7598	TR	DTC123JKA	1	2216690R2	
Q7611	IC	TC74VHC08F(EL_K_F)	1	22242492R2	
Q9301	TR	2SC2235-Y(TPE6_F)	1	2211654T	

Q9301 or	TR	2SC2235-O(TPE6_F)	( 1)	2211653T	
D7500	ZENER D	UDZS10B	1	224551000R2	
D7520	C-DIODE	ISS355	1	223269R2	
D7520 or	C-DIODE	MA2J1110GL	( 1)	223302R2	
D7521	C-DIODE	ISS355	1	223269R2	
D7521 or	C-DIODE	MA2J1110GL	( 1)	223302R2	
D7522	C-DIODE	ISS355	1	223269R2	
D7522 or	C-DIODE	MA2J1110GL	( 1)	223302R2	
D7523	C-DIODE	ISS355	1	223269R2	
D7523 or	C-DIODE	MA2J1110GL	( 1)	223302R2	
D7530	ZENER D	UDZSS.1B	1	224550510R2	
D7531	C-DIODE	ISS355	1	223269R2	
D7531 or	C-DIODE	MA2J1110GL	( 1)	223302R2	
D7532	C-DIODE	ISS355	1	223269R2	
D7532 or	C-DIODE	MA2J1110GL	( 1)	223302R2	
D7560	C-DIODE	ISS355	1	223269R2	
D7560 or	C-DIODE	MA2J1110GL	( 1)	223302R2	
D7561	C-DIODE	ISS355	1	223269R2	
D7561 or	C-DIODE	MA2J1110GL	( 1)	223302R2	
D7570	SPCF D	SIR-34ST3F	1	225456	
D7580	C-DIODE	ISS355	1	223269R2	
D7580 or	C-DIODE	MA2J1110GL	( 1)	223302R2	
D7581	C-DIODE	ISS355	1	223269R2	
D7581 or	C-DIODE	MA2J1110GL	( 1)	223302R2	
D7582	C-DIODE	ISS355	1	223269R2	
D7582 or	C-DIODE	MA2J1110GL	( 1)	223302R2	
D7583	C-DIODE	ISS355	1	223269R2	
D7583 or	C-DIODE	MA2J1110GL	( 1)	223302R2	
D7590	LED	SDPB3DD0C0000-ABCDEF	1	225473	
D7590a	HOLDER	(LED)LH-5-5	1	27191312	
D7591	LED	SDPB3DD0C0000-ABCDEF	1	225473	
D7592	LED	SLR-342MGTE7P	1	225455T	<DC, DD>
D7592	LED	SLR-342MGTE7P	1	225455T	<MP, MT, DT, NA906>
D7593	LED	SLR-342MGTE7P	1	225455T	<DC, DD>
D7593 or	LED	SEL4410G	( 1)	225454T	<DC, DD>
D7593 or	LED	SEL4310G-D	( 1)	225292DT	<DC, DD>
D7593	LED	SLR-342MGTE7P	1	225455T	<MP, MT, DT, NA906>
D7593 or	LED	SEL4410G	( 1)	225454T	<MP, MT, DT, NA906>
D7593 or	LED	SEL4310G-D	( 1)	225292DT	<MP, MT, DT, NA906>
D7594	LED	SLI-343URC-TE7	1	225449T	<DC, DD>
D7594	LED	SLI-343URC-TE7	1	225449T	<MP, MT, DT, NA906>
D9303	DIODE	D10XB60H	1	22380337F	
D9306	ZENER D	MTZJ22B	1	224472202T	
D9307	DIODE	ISS133	1	223163T	
D9308	DIODE	ISS133	1	223163T	

D9310	ZENER D	MTZI24B	1	224472402T
D9311	ZENER D	MTZI5.1B	1	224470512T
D9312	DIODE	RL1N4003	1	22380260T
D9312 or	DIODE	GP104003E	(1)	22380035T
D9313	DIODE	RL1N4003	1	22380260T
D9313 or	DIODE	GP104003E	(1)	22380035T
D9314	DIODE	RL1N4003	1	22380260T
D9314 or	DIODE	GP104003E	(1)	22380035T
D9315	DIODE	RL1N4003	1	22380260T
D9315 or	DIODE	GP104003E	(1)	22380035T
D9316	DIODE	RL1N4003	1	22380260T
D9316 or	DIODE	GP104003E	(1)	22380035T
L7520	CHOKE COIL	NCH-1561 022K	1	233526K022T
L7530	CHOKE COIL	NCH-1561 022K	1	233526K022T
L7580	CHOKE COIL	NCH-1561 022K	1	233526K022T
L7581	CHOKE COIL	NCH-1561 022K	1	233526K022T
L7582	CHOKE COIL	NCH-1561 022K	1	233526K022T
C7501	C-CERA C	CK725B1H-223K1	1	332102235R1
C7502	C-CERA C	CK725F1E-104Z1	1	332161040R1
C7503	C-CERA C	CK725F1E-104Z1	1	332161040R1
C7504	C-CERA C	CK725B1H-473K1	1	332104735R1
C7505	C-CERA C	CK725B1H-473K1	1	332104735R1
C7506	ELECT C	CE04W50V-33M	1	355783309T
C7511	C-CERA C	CK725F1E-104Z1	1	332161040R1
C7512	C-CERA C	CC725CH1H-180J1	1	342101804R1
C7513	C-CERA C	CK725F1E-104Z1	1	332161040R1
C7514	C-CERA C	CK725F1E-104Z1	1	332161040R1
C7518	C-CERA C	CK725F1E-104Z1	1	332161040R1
C7519	C-CERA C	CK725F1E-104Z1	1	332161040R1
C7520	C-CERA C	CK725B1H-223K1	1	332102235R1
C7521	UTSP C	CE04W10V-100M(UTSP)	1	397531017T
C7522	C-CERA C	CC725CH1H-221J1	1	342102214R1
C7523	C-CERA C	CC725CH1H-221J1	1	342102214R1
C7524	C-CERA C	CK725B1H-102K1	1	332101025R1
C7530	C-CERA C	CK725B1H-102K1	1	332101025R1
C7531	C-CERA C	CK725B1H-102K1	1	332101025R1
C7533	ELECT C	CE04W35V-47M	1	355764709T
C7534	ELECT C	CE04W35V-47M	1	355764709T
C7535	ELECT C	CE04W35V-10M(S)	1	353761009T
C7536	C-CERA C	CC725CH1H-101J1	1	342101014R1
C7537	C-CERA C	CC725CH1H-330J1	1	342103304R1
C7538	ELECT C	CE04W35V-10M(S)	1	353761009T
C7539	ELECT C	CE04W35V-10M(S)	1	353761009T
C7540	ELECT C	CE04W35V-10M(S)	1	353761009T
C7543	C-CERA C	CK725B1H-102K1	1	332101025R1

C7550	C-CERA C	CK725B1H-102K1	1	332101025R1
C7560	ELECT C	CE04W6.3V-220M	1	355722219T
C7561	C-CERA C	CK725B1H-102K1	1	332101025R1
C7562	C-CERA C	CK725B1H-102K1	1	332101025R1
C7580	C-CERA C	CK725B1H-102K1	1	332101025R1
C7581	C-CERA C	CK725B1H-102K1	1	332101025R1
C7582	C-CERA C	CK725B1H-102K1	1	332101025R1
C7583	C-CERA C	CK725B1H-102K1	1	332101025R1
C7590	C-CERA C	CK725B1H-103K1	1	332101035R1
C7591	C-CERA C	CK725B1H-103K1	1	332101035R1
C7900	C-CERA C	CK725F1E-104Z1	1	332161040R1
C9302	VR C	CE04W16V-10000M(VR)	1	394641037S
C9304	VR C	CE04W63V-470M(VR)	1	394674717S
C9305	VR C	CE04W63V-47M(VR)	1	394674707T
C9306	TF C	ECQ-B50V-223J	1	374722234T
C9307	TF C	ECQ-V50V-334J	1	374723344T
C9308	UTSP C	CE04W50V-4.7M(UTSP)	1	397580477T
R7500	C-CARBON R	RN72K1J-221JE	1	435032214R1
R7501	C-CARBON R	RN72K1J-221JE	1	435032214R1
R7502	C-CARBON R	RN72K1J-273JE	1	435032734R1
R7503	C-CARBON R	RN72K1J-222JE	1	435032224R1
R7504	C-CARBON R	RN72K1J-222JE	1	435032224R1
R7505	C-CARBON R	RN72K1J-222JE	1	435032224R1
R7506	C-CARBON R	RN72K1J-222JE	1	435032224R1
R7507	C-CARBON R	RN72K1J-222JE	1	435032224R1
R7508	C-CARBON R	RN72K1J-222JE	1	435032224R1
R7509	C-CARBON R	RN72K1J-222JE	1	435032224R1
R7510	C-CARBON R	RN72K1J-222JE	1	435032224R1
R7520	C-CARBON R	RN72K1J-221JE	1	435032214R1
R7521	C-CARBON R	RN72K1J-331JE	1	435033314R1
R7522	C-CARBON R	RN72K1J-331JE	1	435033314R1
R7523	C-CARBON R	RN72K1J-750JE	1	435037504R1
R7524	C-CARBON R	RN72K1J-750JE	1	435037504R1
R7525	C-CARBON R	RN72K1J-750JE	1	435037504R1
R7526	C-CARBON R	RN72K1J-223JE	1	435032234R1
R7527	C-CARBON R	RN72K1J-223JE	1	435032234R1
R7528	C-CARBON R	RN72K1J-224JE	1	435032244R1
R7529	C-CARBON R	RN72K1J-224JE	1	435032244R1
R7530	C-CARBON R	RN72K1J-472JE	1	435034724R1
R7531	C-CARBON R	RN72K1J-101JE	1	435031014R1
R7532	C-CARBON R	RN72K1J-331JE	1	435033314R1
R7533	C-CARBON R	RN72K1J-182JE	1	435031824R1
R7534	C-CARBON R	RN72K1J-104JE	1	435031044R1
R7535	C-CARBON R	RN72K1J-102JE	1	435031024R1
R7536	C-CARBON R	RN72K1J-333JE	1	435033334R1

R7537	C-CARBON R	RN72K1J-333JE	1	435033334R1
R7538	C-CARBON R	RN72K1J-221JE	1	435032214R1
R7539	C-CARBON R	RN72K1J-221JE	1	435032214R1
R7540	C-CARBON R	RN72K1J-473JE	1	435034734R1
R7560	C-CARBON R	RN72K1J-102JE	1	435031024R1
R7561	C-CARBON R	RN72K1J-101JE	1	435031014R1
R7580	METAL O R	RS1WBJ-33	1	443623304T
R7581	METAL O R	RS1WBJ-33	1	443623304T
R7590	C-CARBON R	RN72K1J-103JE	1	435031034R1
R7591	C-CARBON R	RN72K1J-103JE	1	435031034R1
R7592	C-CARBON R	RN72K1J-103JE	1	435031034R1
R7593	C-CARBON R	RN72K1J-103JE	1	435031034R1
R7594	C-CARBON R	RN72K1J-121JE	1	435031214R1
R7595	C-CARBON R	RN72K1J-121JE	1	435031214R1
R7596	C-CARBON R	RN72K1J-181JE	1	435031814R1
R7597	C-CARBON R	RN72K1J-181JE	1	435031814R1
R7598	C-CARBON R	RN72K1J-151JE	1	435031514R1
R7611	C-CARBON R	RN72K1J-271JE	1	435032714R1
R7612	C-CARBON R	RN72K1J-331JE	1	435033314R1
R7613	C-CARBON R	RN72K1J-471JE	1	435034714R1
R7614	C-CARBON R	RN72K1J-561JE	1	435035614R1
R7615	C-CARBON R	RN72K1J-821JE	1	435038214R1
R7616	C-CARBON R	RN72K1J-122JE	1	435031224R1
R7617	C-CARBON R	RN72K1J-222JE	1	435032224R1
R7618	C-CARBON R	RN72K1J-392JE	1	435033924R1
R7621	C-CARBON R	RN72K1J-271JE	1	435032714R1
R7622	C-CARBON R	RN72K1J-331JE	1	435033314R1
R7623	C-CARBON R	RN72K1J-471JE	1	435034714R1
R7624	C-CARBON R	RN72K1J-561JE	1	435035614R1
R7625	C-CARBON R	RN72K1J-821JE	1	435038214R1
R7626	C-CARBON R	RN72K1J-122JE	1	435031224R1
R7627	C-CARBON R	RN72K1J-222JE	1	435032224R1
R7628	C-CARBON R	RN72K1J-392JE	1	435033924R1
R7629	C-CARBON R	RN72K1J-123JE	1	435031234R1
R7631	C-CARBON R	RN72K1J-271JE	1	435032714R1
R7632	C-CARBON R	RN72K1J-331JE	1	435033314R1
R7633	C-CARBON R	RN72K1J-471JE	1	435034714R1
R7634	C-CARBON R	RN72K1J-561JE	1	435035614R1
R7635	C-CARBON R	RN72K1J-821JE	1	435038214R1
R7636	C-CARBON R	RN72K1J-122JE	1	435031224R1
R7637	C-CARBON R	RN72K1J-222JE	1	435032224R1
R7638	C-CARBON R	RN72K1J-392JE	1	435033924R1
R7639	C-CARBON R	RN72K1J-123JE	1	435031234R1
R7641	C-CARBON R	RN72K1J-271JE	1	435032714R1
R7642	C-CARBON R	RN72K1J-331JE	1	435033314R1

R7643	C-CARBON R	RN72K1J-471JE	1	435034714R1	
R7644	C-CARBON R	RN72K1J-561JE	1	435035614R1	
R7645	C-CARBON R	RN72K1J-821JE	1	435038214R1	
R7646	C-CARBON R	RN72K1J-122JE	1	435031224R1	
R7647	C-CARBON R	RN72K1J-222JE	1	435032224R1	
R7648	C-CARBON R	RN72K1J-392JE	1	435033924R1	
R7649	C-CARBON R	RN72K1J-123JE	1	435031234R1	
R7802	C-CARBON R	RN72K1J-103JE	1	435031034R1	
R7939	C-CARBON R	RN72K1J-104JE	1	435031044R1	
R7954	C-CARBON R	RN72K1J-104JE	1	435031044R1	
R9304	NF CARBON R	R25J-10	1	415471004T	
R9305	CARBON R	R16J-5.6K	1	417345624T	
R9307	CARBON R	R16J-33K	1	417343334T	
R9308	METAL R	RNU1/2WCJ-1	1	453530104T	
R9309	CARBON R	R16J-10K	1	417341034T	
R9310	METAL O R	RS1WBJ-22	1	443622204T	
E7580	TRM	NTM-1P233(M1969)	1	25060302	
F9301A	FUSE HOL	NSCT-1P2031	1	25052133T	!
F9301B	FUSE HOL	NSCT-1P2031	1	25052133T	!
JL4103B	SOCKET	NSCT-5P97	1	25050269	
JL7560A	WIRE HOL	NSCT-3P874	1	25051087	
JL7560B	WIRE HOL	NSCT-3P874	1	25051087	
JL7590A	WIRE HOL	NSCT-9P880	1	25051093	
JL7590B	WIRE HOL	NSCT-9P880	1	25051093	
JL7591A	WIRE HOL	NSCT-6P877	1	25051090	
JL7591B	WIRE HOL	NSCT-6P877	1	25051090	
JL9303A	WIRE HOL	NSCT-4P875	1	25051088	
JL9303B	WIRE TRAP	NPLG-4P587	1	25055625	
JL9501B	SOCKET	NSCT-6P98	1	25050270	
P204B	PLUG	NPLG-5P352	1	25055369	
P7501B	SOCKET	NSCT-40P2170	1	25052273	
P7522	PIN JACK	NPI-7PDB603	1	25045823	
P7530	ST JACK	MSJ-035-05C B AG GR type	1	25045880	
P7530 or	JACK	LGT1516-0100	(1)	25045487	
P7550	PLUG	XM7A-0441	1	25056605	
P7580	ST JACK	MSJ-064-05A GR	1	25045782	
P7999	WS CLAMP	CB-71683(L=50)	1	260261	
P9008B	PLUG	NPLG-2P631	1	25055675	<MP, MT, DT, NA906>
P9301A	PLUG	NPLG-6P120	1	25055136	
S7590	R ENCODE	EC12E2425WITH WASHER	1	25065655W	
S7611	PUSH SW	NPS-111-S681	1	25035718T	
S7611 or	PUSH SW	NPS-111-S677	(1)	25035714T	
S7612	PUSH SW	NPS-111-S681	1	25035718T	
S7612 or	PUSH SW	NPS-111-S677	(1)	25035714T	
S7613	PUSH SW	NPS-111-S681	1	25035718T	

S7613 or	PUSH SW	NPS-111-S677	( 1)	25035714T	
S7614	PUSH SW	NPS-111-S681	1	25035718T	
S7614 or	PUSH SW	NPS-111-S677	( 1)	25035714T	
S7615	PUSH SW	NPS-111-S681	1	25035718T	
S7615 or	PUSH SW	NPS-111-S677	( 1)	25035714T	
S7616	PUSH SW	NPS-111-S681	1	25035718T	
S7616 or	PUSH SW	NPS-111-S677	( 1)	25035714T	
S7617	PUSH SW	NPS-111-S681	1	25035718T	<MP, MT, DT, NA906>
S7617 or	PUSH SW	NPS-111-S677	( 1)	25035714T	<MP, MT, DT, NA906>
S7618	PUSH SW	NPS-111-S681	1	25035718T	
S7618 or	PUSH SW	NPS-111-S677	( 1)	25035714T	
S7619	PUSH SW	NPS-111-S681	1	25035718T	
S7619 or	PUSH SW	NPS-111-S677	( 1)	25035714T	
S7621	PUSH SW	NPS-111-S681	1	25035718T	
S7621 or	PUSH SW	NPS-111-S677	( 1)	25035714T	
S7622	PUSH SW	NPS-111-S681	1	25035718T	
S7622 or	PUSH SW	NPS-111-S677	( 1)	25035714T	
S7623	PUSH SW	NPS-111-S681	1	25035718T	
S7623 or	PUSH SW	NPS-111-S677	( 1)	25035714T	
S7624	PUSH SW	NPS-111-S681	1	25035718T	
S7624 or	PUSH SW	NPS-111-S677	( 1)	25035714T	
S7625	PUSH SW	NPS-111-S681	1	25035718T	
S7625 or	PUSH SW	NPS-111-S677	( 1)	25035714T	
S7626	PUSH SW	NPS-111-S681	1	25035718T	
S7626 or	PUSH SW	NPS-111-S677	( 1)	25035714T	
S7627	PUSH SW	NPS-111-S681	1	25035718T	
S7627 or	PUSH SW	NPS-111-S677	( 1)	25035714T	
S7628	PUSH SW	NPS-111-S681	1	25035718T	
S7628 or	PUSH SW	NPS-111-S677	( 1)	25035714T	
S7629	PUSH SW	NPS-111-S681	1	25035718T	
S7629 or	PUSH SW	NPS-111-S677	( 1)	25035714T	
S7630	PUSH SW	NPS-111-S681	1	25035718T	
S7630 or	PUSH SW	NPS-111-S677	( 1)	25035714T	
S7631	PUSH SW	NPS-111-S681	1	25035718T	
S7631 or	PUSH SW	NPS-111-S677	( 1)	25035714T	
S7632	PUSH SW	NPS-111-S681	1	25035718T	
S7632 or	PUSH SW	NPS-111-S677	( 1)	25035714T	
S7633	PUSH SW	NPS-111-S681	1	25035718T	
S7633 or	PUSH SW	NPS-111-S677	( 1)	25035714T	
S7634	PUSH SW	NPS-111-S681	1	25035718T	
S7634 or	PUSH SW	NPS-111-S677	( 1)	25035714T	
S7635	PUSH SW	NPS-111-S681	1	25035718T	
S7635 or	PUSH SW	NPS-111-S677	( 1)	25035714T	
S7636	PUSH SW	NPS-111-S681	1	25035718T	
S7636 or	PUSH SW	NPS-111-S677	( 1)	25035714T	

S7637	PUSH SW	NPS-111-S681	1	25035718T	
S7637 or	PUSH SW	NPS-111-S677	(1)	25035714T	
S7638	PUSH SW	NPS-111-S681	1	25035718T	
S7638 or	PUSH SW	NPS-111-S677	(1)	25035714T	
S7639	PUSH SW	NPS-111-S681	1	25035718T	
S7639 or	PUSH SW	NPS-111-S677	(1)	25035714T	
S7640	PUSH SW	NPS-111-S681	1	25035718T	
S7640 or	PUSH SW	NPS-111-S677	(1)	25035714T	
S7641	PUSH SW	NPS-111-S681	1	25035718T	
S7641 or	PUSH SW	NPS-111-S677	(1)	25035714T	
S7642	PUSH SW	NPS-111-S681	1	25035718T	
S7642 or	PUSH SW	NPS-111-S677	(1)	25035714T	
S7643	PUSH SW	NPS-111-S681	1	25035718T	
S7643 or	PUSH SW	NPS-111-S677	(1)	25035714T	
S7644	PUSH SW	NPS-111-S681	1	25035718T	
S7644 or	PUSH SW	NPS-111-S677	(1)	25035714T	
S7645	PUSH SW	NPS-111-S681	1	25035718T	
S7645 or	PUSH SW	NPS-111-S677	(1)	25035714T	
S7646	PUSH SW	NPS-111-S681	1	25035718T	
S7646 or	PUSH SW	NPS-111-S677	(1)	25035714T	
S7647	PUSH SW	NPS-111-S681	1	25035718T	
S7647 or	PUSH SW	NPS-111-S677	(1)	25035714T	
S7648	PUSH SW	NPS-111-S681	1	25035718T	
S7648 or	PUSH SW	NPS-111-S677	(1)	25035714T	
S7649	PUSH SW	NPS-111-S681	1	25035718T	
S7649 or	PUSH SW	NPS-111-S677	(1)	25035714T	
S7650	PUSH SW	NPS-111-S681	1	25035718T	
S7650 or	PUSH SW	NPS-111-S677	(1)	25035714T	
S9000	P SW	NPS-111-L590P	1	25035636	!, <MP, MT, DT, NA906>

**U42 HDMI PC BOARD (NAHDM-9114-1A)**

REF. NO.	PART NAME	DESCRIPTION	Q'TY	PART NO. (SN)	REMARKS
U8001	IC	VX-50	1	22242392R3	
U8027	IC	HY5DU561622ETP-4-C	1	22242450R3	
U8027 or	IC	HY5DU561622FTP-4-C	(1)	22242577R3	
U8028	IC	HY5DU561622ETP-4-C	1	22242450R3	
U8028 or	IC	HY5DU561622FTP-4-C	(1)	22242577R3	
U8029	IC	HY5DU561622ETP-4-C	1	22242450R3	
U8029 or	IC	HY5DU561622FTP-4-C	(1)	22242577R3	
U8030	IC	HY5DU561622ETP-4-C	1	22242450R3	
U8030 or	IC	HY5DU561622FTP-4-C	(1)	22242577R3	
U8031	IC(VIDEO MEMORY)	S29GL128N10TFI020(0290)	1	222W0071R30290A	
U8031 or	IC(VIDEO MEMORY)	S29GL128P90TFIR20(0290)	(1)	222W0090R30290A	
U8067	IC	LP2996MX	1	22242438R2	

Q8101	IC	AD8196	1	---	NSP
Q8102	TR	2SK3019	1	2216520R2	
Q8103	TR	2SK3019	1	2216520R2	
Q8104	IC	SN74CB3T3306DCT	1	22242454R2	
Q8105	IC	S-24CS02AFT-V-G	1	22242360R2	
Q8105 or	IC	BR24L02FV-W	(1)	22242069R2	
Q8108	TR	DTA144EE	1	2216380R2	
Q8109	TR	DTC144EE	1	2216390R2	
Q8124	IC	SN74CB3T3306DCT	1	22242454R2	
Q8125	IC	S-24CS02AFT-V-G	1	22242360R2	
Q8125 or	IC	BR24L02FV-W	(1)	22242069R2	
Q8128	TR	DTA144EE	1	2216380R2	
Q8129	TR	DTC144EE	1	2216390R2	
Q8151	IC	AD8196	1	---	NSP
Q8152	TR	2SK3019	1	2216520R2	
Q8153	TR	2SK3019	1	2216520R2	
Q8154	IC	SN74CB3T3306DCT	1	22242454R2	
Q8155	IC	S-24CS02AFT-V-G	1	22242360R2	
Q8155 or	IC	BR24L02FV-W	(1)	22242069R2	
Q8158	TR	DTA144EE	1	2216380R2	
Q8159	TR	DTC144EE	1	2216390R2	
Q8174	IC	SN74CB3T3306DCT	1	22242454R2	
Q8175	IC	S-24CS02AFT-V-G	1	22242360R2	
Q8175 or	IC	BR24L02FV-W	(1)	22242069R2	
Q8178	TR	DTA144EE	1	2216380R2	
Q8179	TR	DTC144EE	1	2216390R2	
Q8305	IC	S-812C50BUC-C5ET2G	1	22242407R2	
Q8306	IC	TC7SZ08FU(TE85L_F)	1	22242071R2TO	
Q8306 or	IC	NC7SZ08P5X_F042	(1)	22242482R2	
Q8309	TR ARRAY	UM6K1N	1	226066R2	
Q8355	IC	S-812C50BUC-C5ET2G	1	22242407R2	
Q8356	IC	TC7SZ08FU(TE85L_F)	1	22242071R2TO	
Q8356 or	IC	NC7SZ08P5X_F042	(1)	22242482R2	
Q8359	TR ARRAY	UM6K1N	1	226066R2	
Q8401	IC	SI9134CTU	1	---	NSP
Q8404	IC	XC6213B182MR	1	22242443R2	
Q8405	IC	SN74CB3Q3305PWR	1	22242258R2	
Q8451	IC	SI9134CTU	1	---	NSP
Q8454	IC	XC6213B182MR	1	22242443R2	
Q8501	IC	SI9135CTU	1	---	NSP
Q8501 or	IC	SI9135ACTU	(1)	---	NSP
Q8502	IC	XC6213B332MR	1	22242277R2	
Q8595	IC	BA18BC0FP	1	22278018DR2RH	
Q8596	IC	BA18BC0FP	1	22278018DR2RH	
Q8597	IC	BA18BC0FP	1	22278018DR2RH	

Q8645	IC	BA18BC0FP	1	22278018DR2RH
Q8701	IC(HDMI MEMORY)	MPD70F3716GC-8EA(0295)	1	222W0054R302955
Q8800	IC	ADV7401	1	22242254R3
Q8803	TR ARRAY	UM6K1N	1	226066R2
Q8806	IC	BA18BC0FP	1	22278018DR2RH
Q8807	IC	TC7WZU04FU(TE12L_F)	1	22242078R2TO
Q8808	IC	TC74VCX162244FT(EL_F)	1	2227C244DR2TO
Q8809	IC	TC74VCX162244FT(EL_F)	1	2227C244DR2TO
Q8810	IC	TC74VCX162244FT(EL_F)	1	2227C244DR2TO
Q8811	IC	TC74VCX162827	1	22242395R2
Q8812	IC	TC74VCX162827	1	22242395R2
Q8813	IC	TC74VCX162827	1	22242395R2
Q8814	IC	TC74VCX162827	1	22242395R2
Q8815	IC	TC74VCX162827	1	22242395R2
Q8816	IC	TC74VCX162827	1	22242395R2
Q8817	IC	TC74VCX162827	1	22242395R2
Q8818	IC	TC74VCX162827	1	22242395R2
Q8860	IC	MAX4018ESD	1	22241440R2
Q8861	IC	MAX4018ESD	1	22241440R2
Q8901	IC	ADV7320	1	22242398R3
Q8902	IC	NJM2391DL1-25	1	22278025DR2JR
Q8931	IC	NJU7313AM	1	22242211R2
Q8937	IC	LA7106M-TLM-E	1	22241465R2
Q8951	IC	SPI-8010A	1	22242437R2
Q8952	IC	SPI-8010A	1	22242437R2
Q8953	IC	SPI-8010A	1	22242437R2
Q8954	IC	SPI-8010A	1	22242437R2
Q8956	TR	DTC144EE	1	2216390R2
Q8957	TR	DTC144EE	1	2216390R2
Q8958	TR	DTC144EE	1	2216390R2
Q8959	TR	DTC144EE	1	2216390R2
Q8963	TR	DTC144EE	1	2216390R2
D8301	C-DIODE	ISS226(TE85L_F)	1	223266R2
D8302	C-DIODE	ISS352	1	223234R2
D8302 or	C-DIODE	ISS355	(1)	223269R2
D8302 or	C-DIODE	MA2J1110GL	(1)	223302R2
D8303	C-DIODE	ISS352	1	223234R2
D8303 or	C-DIODE	ISS355	(1)	223269R2
D8303 or	C-DIODE	MA2J1110GL	(1)	223302R2
D8351	C-DIODE	ISS226(TE85L_F)	1	223266R2
D8352	C-DIODE	ISS352	1	223234R2
D8352 or	C-DIODE	ISS355	(1)	223269R2
D8352 or	C-DIODE	MA2J1110GL	(1)	223302R2
D8353	C-DIODE	ISS352	1	223234R2
D8353 or	C-DIODE	ISS355	(1)	223269R2

D8353 or	C-DIODE	MA2J1110GL	( 1)	223302R2
D8701	C-DIODE	ISS352	1	223234R2
D8701 or	C-DIODE	ISS355	( 1)	223269R2
D8701 or	C-DIODE	MA2J1110GL	( 1)	223302R2
D8951	DIODE	RSX501L-20	1	22380359R2
D8952	DIODE	RSX501L-20	1	22380359R2
D8953	DIODE	RSX501L-20	1	22380359R2
D8954	DIODE	RSX501L-20	1	22380359R2
L8007	EMIFIL	BK1608LM182-T	1	230958R1
L8023	CHOKE COIL	BLM21PG221SN1	1	230949R2
L8042	C-CARBON R	RN72K1J-000JE	1	435030004R1
L8101	CHOKE COIL	LBC2518T4R7M	1	231364M047R2
L8102	CHOKE COIL	LBC2518T4R7M	1	231364M047R2
L8151	CHOKE COIL	LBC2518T4R7M	1	231364M047R2
L8152	CHOKE COIL	LBC2518T4R7M	1	231364M047R2
L8400	C-R NET	MNR12E0APJ000	1	43464900002R2
L8401	CHOKE COIL	BLM21PG221SN1	1	230949R2
L8402	CHOKE COIL	BLM21PG221SN1	1	230949R2
L8403	CHOKE COIL	BLM21PG221SN1	1	230949R2
L8404	CHOKE COIL	BLM21PG221SN1	1	230949R2
L8405	CHOKE COIL	BLM21PG221SN1	1	230949R2
L8406	C-R NET	MNR12E0APJ000	1	43464900002R2
L8407	C-R NET	MNR12E0APJ000	1	43464900002R2
L8408	CHOKE COIL	BLM21PG221SN1	1	230949R2
L8409	C-R NET	MNR12E0APJ000	1	43464900002R2
L8450	C-R NET	MNR12E0APJ000	1	43464900002R2
L8451	CHOKE COIL	BLM21PG221SN1	1	230949R2
L8452	CHOKE COIL	BLM21PG221SN1	1	230949R2
L8453	CHOKE COIL	BLM21PG221SN1	1	230949R2
L8454	CHOKE COIL	BLM21PG221SN1	1	230949R2
L8455	CHOKE COIL	BLM21PG221SN1	1	230949R2
L8456	C-R NET	MNR12E0APJ000	1	43464900002R2
L8457	C-R NET	MNR12E0APJ000	1	43464900002R2
L8458	CHOKE COIL	BLM21PG221SN1	1	230949R2
L8459	C-R NET	MNR12E0APJ000	1	43464900002R2
L8501	CHOKE COIL	BLM21PG221SN1	1	230949R2
L8502	CHOKE COIL	BLM21PG221SN1	1	230949R2
L8503	CHOKE COIL	BLM21PG221SN1	1	230949R2
L8504	CHOKE COIL	BLM21PG221SN1	1	230949R2
L8510	CHOKE COIL	BLM21PG221SN1	1	230949R2
L8604	CHOKE COIL	BLM21PG221SN1	1	230949R2
L8607	CHOKE COIL	BLM21PG221SN1	1	230949R2
L8608	EMIFIL	BK1608LL241-T	1	230959R1
L8701	CHOKE COIL	LBC2518T220M	1	231364M220R2
L8801	CHOKE COIL	LBC2518T2R2M	1	231364M022R2

L8802	CHOKE COIL	LBC2518T470M	1	231364M470R2
L8803	CHOKE COIL	LBC2518T2R2M	1	231364M022R2
L8804	CHOKE COIL	LBC2518T2R2M	1	231364M022R2
L8806	CHOKE COIL	LBC2518T2R2M	1	231364M022R2
L8807	EMIFIL	BK1608HS601-T	1	230984R1
L8810	C-CARBON R	RN72K1J-000JE	1	435030004R1
L8811	C-CARBON R	RN72K1J-000JE	1	435030004R1
L8812	C-CARBON R	RN72K1J-000JE	1	435030004R1
L8813	C-CARBON R	RN72K1J-000JE	1	435030004R1
L8814	C-CARBON R	RN72K1J-220JE	1	435032204R1
L8815	C-CARBON R	RN72K1J-000JE	1	435030004R1
L8851	CHOKE COIL	MLF2012DR47J	1	231380J479R1
L8852	CHOKE COIL	MLF2012DR47J	1	231380J479R1
L8853	CHOKE COIL	MLF2012DR47J	1	231380J479R1
L8854	CHOKE COIL	MLF2012DR22J	1	231380J229R1
L8855	CHOKE COIL	MLF2012DR22J	1	231380J229R1
L8856	CHOKE COIL	MLF2012DR22J	1	231380J229R1
L8901	CHOKE COIL	LBC2518T2R2M	1	231364M022R2
L8902	CHOKE COIL	LBC2518T2R2M	1	231364M022R2
L8903	CHOKE COIL	LBC2518T2R2M	1	231364M022R2
L8951	CHOKE COIL	RCP1317NP470M	1	231375M470
L8952	CHOKE COIL	RCP1317NP470M	1	231375M470
L8953	CHOKE COIL	RCP1317NP470M	1	231375M470
L8954	CHOKE COIL	RCP1317NP470M	1	231375M470
L8955	CHOKE COIL	BLM21PG221SN1	1	230949R2
L8956	CHOKE COIL	BLM21PG221SN1	1	230949R2
L8957	CHOKE COIL	BLM21PG221SN1	1	230949R2
L8958	CHOKE COIL	BLM21PG221SN1	1	230949R2
L8959	CHOKE COIL	BLM21PG221SN1	1	230949R2
L8960	CHOKE COIL	BLM21PG221SN1	1	230949R2
L8961	CHOKE COIL	BLM21PG221SN1	1	230949R2
L8962	CHOKE COIL	BLM21PG221SN1	1	230949R2
L8963	CHOKE COIL	BLM21PG221SN1	1	230949R2
X8002	CRYSTAL	FCX-03-27MHz	1	3010353R2
X8501	CRYSTAL	FCX-03 LF28.332MHz	1	3010451R2
X8701	CERA LOCK	CSTCR5M00G53-B0	1	3010356R2
X8801	CRYSTAL	FCX-03-28.6363MHz	1	3010408R2
C8001	C-CERA C	CK725B1H-102K1	1	332101025R1
C8003	CHIP ELECT C	CEWX4V-22M	1	3981G2207R2
C8004	C-CERA C	CK725F1A-105Z1	1	332181050R1
C8005	C-CERA C	CK725B1H-102K1	1	332101025R1
C8006	C-CERA C	CK725F1A-105Z1	1	332181050R1
C8007	C-CERA C	CK725B1H-102K1	1	332101025R1
C8008	C-CERA C	CK725F1A-105Z1	1	332181050R1
C8009	C-CERA C	CK725B1H-102K1	1	332101025R1

C8010	C-CERA C	CK725F1A-105Z1	1	332181050R1
C8011	C-CERA C	CK725B1H-102K1	1	332101025R1
C8012	C-CERA C	CK725F1A-105Z1	1	332181050R1
C8013	C-CERA C	CK725B1H-102K1	1	332101025R1
C8014	C-CERA C	CK725F1A-105Z1	1	332181050R1
C8015	C-CERA C	CK725B1H-102K1	1	332101025R1
C8016	C-CERA C	CK725F1A-105Z1	1	332181050R1
C8017	C-CERA C	CK725B1H-102K1	1	332101025R1
C8018	C-CERA C	CK725F1A-105Z1	1	332181050R1
C8019	C-CERA C	CK725B1H-102K1	1	332101025R1
C8020	CHIP ELECT C	CEWX4V-22M	1	3981G2207R2
C8021	C-CERA C	CK725F1A-105Z1	1	332181050R1
C8023	C-CERA C	CK725F1A-105Z1	1	332181050R1
C8024	C-CERA C	CK725B1H-102K1	1	332101025R1
C8025	C-CERA C	CK725F1A-105Z1	1	332181050R1
C8026	C-CERA C	CK725B1H-102K1	1	332101025R1
C8027	C-CERA C	CK725F1A-105Z1	1	332181050R1
C8028	C-CERA C	CK725B1H-102K1	1	332101025R1
C8029	C-CERA C	CK725F1A-105Z1	1	332181050R1
C8030	C-CERA C	CC725CH1H-102J1	1	342101024R1
C8031	C-CERA C	CC725CH1H-102J1	1	342101024R1
C8032	C-CERA C	CK725F1A-105Z1	1	332181050R1
C8033	C-CERA C	CK725F1A-105Z1	1	332181050R1
C8034	C-CERA C	CK725F1H-104Z1	1	332151040R1
C8035	C-CERA C	CK725F1A-105Z1	1	332181050R1
C8036	CHIP ELECT C	CEWX4V-100M	1	3981G1017R2
C8037	C-CERA C	CK725F1A-105Z1	1	332181050R1
C8040	C-CERA C	CC725CH1H-102J1	1	342101024R1
C8041	C-CERA C	CC725CH1H-102J1	1	342101024R1
C8043	C-CERA C	CK725F1A-105Z1	1	332181050R1
C8044	C-CERA C	CK725F1H-104Z1	1	332151040R1
C8045	C-CERA C	CK725F1A-105Z1	1	332181050R1
C8046	CHIP ELECT C	CEWX4V-100M	1	3981G1017R2
C8047	C-CERA C	CK725F1A-105Z1	1	332181050R1
C8051	C-CERA C	CK725B1H-102K1	1	332101025R1
C8053	CHIP ELECT C	CEWX4V-22M	1	3981G2207R2
C8054	C-CERA C	CK725F1A-105Z1	1	332181050R1
C8055	C-CERA C	CK725B1H-102K1	1	332101025R1
C8056	C-CERA C	CK725F1A-105Z1	1	332181050R1
C8057	C-CERA C	CK725B1H-102K1	1	332101025R1
C8058	C-CERA C	CK725F1A-105Z1	1	332181050R1
C8059	C-CERA C	CK725B1H-102K1	1	332101025R1
C8060	C-CERA C	CK725F1A-105Z1	1	332181050R1
C8061	C-CERA C	CK725B1H-102K1	1	332101025R1
C8062	C-CERA C	CK725F1A-105Z1	1	332181050R1

C8063	C-CERA C	CK725B1H-102K1	1	332101025R1
C8064	C-CERA C	CK725F1A-105Z1	1	332181050R1
C8065	C-CERA C	CK725B1H-102K1	1	332101025R1
C8066	C-CERA C	CK725F1A-105Z1	1	332181050R1
C8067	C-CERA C	CK725B1H-102K1	1	332101025R1
C8068	C-CERA C	CK725F1A-105Z1	1	332181050R1
C8069	C-CERA C	CK725B1H-102K1	1	332101025R1
C8070	CHIP ELECT C	CEWX4V-22M	1	3981G2207R2
C8071	C-CERA C	CK725F1A-105Z1	1	332181050R1
C8073	C-CERA C	CK725F1A-105Z1	1	332181050R1
C8074	C-CERA C	CK725B1H-102K1	1	332101025R1
C8075	C-CERA C	CK725F1A-105Z1	1	332181050R1
C8076	C-CERA C	CK725B1H-102K1	1	332101025R1
C8077	C-CERA C	CK725F1A-105Z1	1	332181050R1
C8078	C-CERA C	CK725B1H-102K1	1	332101025R1
C8079	C-CERA C	CK725F1A-105Z1	1	332181050R1
C8080	C-CERA C	CC725CH1H-102J1	1	342101024R1
C8081	C-CERA C	CC725CH1H-102J1	1	342101024R1
C8083	C-CERA C	CK725F1A-105Z1	1	332181050R1
C8084	C-CERA C	CK725F1H-104Z1	1	332151040R1
C8085	C-CERA C	CK725F1A-105Z1	1	332181050R1
C8086	CHIP ELECT C	CEWX4V-100M	1	3981G1017R2
C8087	C-CERA C	CK725F1A-105Z1	1	332181050R1
C8090	C-CERA C	CC725CH1H-102J1	1	342101024R1
C8091	C-CERA C	CC725CH1H-102J1	1	342101024R1
C8093	C-CERA C	CK725F1A-105Z1	1	332181050R1
C8094	C-CERA C	CK725F1H-104Z1	1	332151040R1
C8095	C-CERA C	CK725F1A-105Z1	1	332181050R1
C8096	CHIP ELECT C	CEWX4V-100M	1	3981G1017R2
C8097	C-CERA C	CK725F1A-105Z1	1	332181050R1
C8149	C-CERA C	CK725F1H-104Z1	1	332151040R1
C8150	C-CERA C	CK725F1H-104Z1	1	332151040R1
C8163	CHIP TANTAL	F93-6.3V-100M	1	395521017R2
C8163 or	CHIP TANTAL	TCSCS0J107MBAR	(1)	396521017R2
C8164	C-CERA C	CK725F1H-104Z1	1	332151040R1
C8165	CHIP TANTAL	F93-6.3V-100M	1	395521017R2
C8165 or	CHIP TANTAL	TCSCS0J107MBAR	(1)	396521017R2
C8166	C-CERA C	CK725F1H-104Z1	1	332151040R1
C8167	C-CERA C	CC725CH1H-180J1	1	342101804R1
C8168	C-CERA C	CC725CH1H-180J1	1	342101804R1
C8169	CHIP TANTAL	F93-6.3V-100M	1	395521017R2
C8169 or	CHIP TANTAL	TCSCS0J107MBAR	(1)	396521017R2
C8170	C-CERA C	CK725F1H-104Z1	1	332151040R1
C8171	CHIP TANTAL	F93-6.3V-100M	1	395521017R2
C8171 or	CHIP TANTAL	TCSCS0J107MBAR	(1)	396521017R2

C8172	C-CERA C	CK725F1H-104Z1	1	332151040R1
C8173	CHIP TANTAL	TCFGA-1C106M8R	1	396041007R2
C8173 or	CHIP TANTAL	TCSCS1C106MAAR	(1)	396541007R2
C8174	C-CERA C	CK725F1H-104Z1	1	332151040R1
C8175	C-CERA C	CK725F1H-104Z1	1	332151040R1
C8176	C-CERA C	CK725F1H-104Z1	1	332151040R1
C8177	C-CERA C	CK725F1H-104Z1	1	332151040R1
C8178	C-CERA C	CK725F1H-104Z1	1	332151040R1
C8179	C-CERA C	CK725F1H-104Z1	1	332151040R1
C8180	C-CERA C	CK725F1H-104Z1	1	332151040R1
C8181	C-CERA C	CK725F1H-104Z1	1	332151040R1
C8182	C-CERA C	CK725F1H-104Z1	1	332151040R1
C8183	C-CERA C	CK725F1H-104Z1	1	332151040R1
C8184	C-CERA C	CK725F1H-104Z1	1	332151040R1
C8185	C-CERA C	CK725F1H-104Z1	1	332151040R1
C8186	C-CERA C	CK725F1H-104Z1	1	332151040R1
C8187	C-CERA C	CK725F1H-104Z1	1	332151040R1
C8188	C-CERA C	CK725F1H-104Z1	1	332151040R1
C8189	C-CERA C	CK725F1H-104Z1	1	332151040R1
C8190	C-CERA C	CK725F1H-104Z1	1	332151040R1
C8191	C-CERA C	CK725F1H-104Z1	1	332151040R1
C8192	C-CERA C	CK725F1H-104Z1	1	332151040R1
C8193	C-CERA C	CK725F1H-104Z1	1	332151040R1
C8194	C-CERA C	CK725F1H-104Z1	1	332151040R1
C8195	C-CERA C	CK725F1H-104Z1	1	332151040R1
C8196	C-CERA C	CK725F1H-104Z1	1	332151040R1
C8197	C-CERA C	CK725F1H-104Z1	1	332151040R1
C8198	C-CERA C	CK725F1H-104Z1	1	332151040R1
C8199	C-CERA C	CK725F1H-104Z1	1	332151040R1
C8200	C-CERA C	CK725F1H-104Z1	1	332151040R1
C8201	C-CERA C	CK725F1H-104Z1	1	332151040R1
C8202	C-CERA C	CK725F1H-104Z1	1	332151040R1
C8203	CHIP TANTAL	TCFGA-1C106M8R	1	396041007R2
C8203 or	CHIP TANTAL	TCSCS1C106MAAR	(1)	396541007R2
C8204	C-CERA C	CK725F1H-104Z1	1	332151040R1
C8205	C-CERA C	CK725F1H-104Z1	1	332151040R1
C8206	C-CERA C	CK725F1H-104Z1	1	332151040R1
C8207	C-CERA C	CK725F1H-104Z1	1	332151040R1
C8208	C-CERA C	CK725F1H-104Z1	1	332151040R1
C8209	C-CERA C	CK725F1H-104Z1	1	332151040R1
C8210	C-CERA C	CK725F1H-104Z1	1	332151040R1
C8211	C-CERA C	CK725F1H-104Z1	1	332151040R1
C8212	C-CERA C	CK725F1H-104Z1	1	332151040R1
C8213	C-CERA C	CK725F1H-104Z1	1	332151040R1
C8214	C-CERA C	CK725F1H-104Z1	1	332151040R1

C8215	CHIP TANTAL	TCFGA-1C106M8R	1	396041007R2
C8215 or	CHIP TANTAL	TCSCS1C106MAAR	(1)	396541007R2
C8216	C-CERA C	CK725F1H-104Z1	1	332151040R1
C8217	C-CERA C	CK725F1H-104Z1	1	332151040R1
C8218	C-CERA C	CK725F1H-104Z1	1	332151040R1
C8219	C-CERA C	CK725F1H-104Z1	1	332151040R1
C8220	C-CERA C	CK725F1H-104Z1	1	332151040R1
C8221	C-CERA C	CK725F1H-104Z1	1	332151040R1
C8222	C-CERA C	CK725F1H-104Z1	1	332151040R1
C8223	CHIP TANTAL	TCFGA-1C106M8R	1	396041007R2
C8223 or	CHIP TANTAL	TCSCS1C106MAAR	(1)	396541007R2
C8224	C-CERA C	CK725F1H-104Z1	1	332151040R1
C8225	C-CERA C	CK725F1H-104Z1	1	332151040R1
C8226	C-CERA C	CK725F1H-104Z1	1	332151040R1
C8227	C-CERA C	CK725F1H-104Z1	1	332151040R1
C8228	C-CERA C	CK725F1H-104Z1	1	332151040R1
C8229	C-CERA C	CK725F1H-104Z1	1	332151040R1
C8230	C-CERA C	CK725F1H-104Z1	1	332151040R1
C8231	C-CERA C	CK725F1H-104Z1	1	332151040R1
C8232	C-CERA C	CK725F1H-104Z1	1	332151040R1
C8233	C-CERA C	CK725F1H-104Z1	1	332151040R1
C8234	CHIP TANTAL	TCFGA-1C106M8R	1	396041007R2
C8234 or	CHIP TANTAL	TCSCS1C106MAAR	(1)	396541007R2
C8235	C-CERA C	CK725F1H-104Z1	1	332151040R1
C8236	C-CERA C	CK725F1H-104Z1	1	332151040R1
C8237	C-CERA C	CK725F1H-104Z1	1	332151040R1
C8238	C-CERA C	CK725F1H-104Z1	1	332151040R1
C8239	C-CERA C	CK725F1H-104Z1	1	332151040R1
C8240	C-CERA C	CK725F1H-104Z1	1	332151040R1
C8241	C-CERA C	CK725F1H-104Z1	1	332151040R1
C8242	CHIP TANTAL	TCFGA-1C106M8R	1	396041007R2
C8242 or	CHIP TANTAL	TCSCS1C106MAAR	(1)	396541007R2
C8243	C-CERA C	CK725F1H-104Z1	1	332151040R1
C8244	C-CERA C	CK725F1H-104Z1	1	332151040R1
C8245	C-CERA C	CK725F1H-104Z1	1	332151040R1
C8246	C-CERA C	CK725F1H-104Z1	1	332151040R1
C8247	C-CERA C	CK725F1H-104Z1	1	332151040R1
C8248	C-CERA C	CK725F1H-104Z1	1	332151040R1
C8249	C-CERA C	CK725F1H-104Z1	1	332151040R1
C8250	C-CERA C	CK725F1H-104Z1	1	332151040R1
C8251	C-CERA C	CK725F1H-104Z1	1	332151040R1
C8252	C-CERA C	CK725F1H-104Z1	1	332151040R1
C8253	CHIP TANTAL	TCFGA-1C106M8R	1	396041007R2
C8253 or	CHIP TANTAL	TCSCS1C106MAAR	(1)	396541007R2
C8254	C-CERA C	CK725F1H-104Z1	1	332151040R1

C8255	C-CERA C	CK725F1H-104Z1	1	332151040R1
C8256	C-CERA C	CK725F1H-104Z1	1	332151040R1
C8257	C-CERA C	CK725F1H-104Z1	1	332151040R1
C8258	C-CERA C	CK725F1H-104Z1	1	332151040R1
C8259	C-CERA C	CK725F1H-104Z1	1	332151040R1
C8260	C-CERA C	CK725F1H-104Z1	1	332151040R1
C8261	CHIP TANTAL	F93-10V-220M	1	395532217R2
C8261 or	CHIP TANTAL	TSCS1A227MDAR	(1)	396532217R2
C8262	C-CERA C	CK725F1H-104Z1	1	332151040R1
C8263	C-CERA C	CK725F1H-104Z1	1	332151040R1
C8264	C-CERA C	CK725F1H-104Z1	1	332151040R1
C8265	C-CERA C	CK725F1H-104Z1	1	332151040R1
C8266	C-CERA C	CK725F1H-104Z1	1	332151040R1
C8267	C-CERA C	CK725F1H-104Z1	1	332151040R1
C8268	C-CERA C	CK725F1H-104Z1	1	332151040R1
C8269	C-CERA C	CK725F1H-104Z1	1	332151040R1
C8270	C-CERA C	CK725F1H-104Z1	1	332151040R1
C8271	C-CERA C	CK725F1H-104Z1	1	332151040R1
C8272	C-CERA C	CK725F1H-104Z1	1	332151040R1
C8273	C-CERA C	CK725F1H-104Z1	1	332151040R1
C8274	CHIP TANTAL	TCFGA-1C106M8R	1	396041007R2
C8274 or	CHIP TANTAL	TSCS1C106MAAR	(1)	396541007R2
C8275	C-CERA C	CK725F1H-104Z1	1	332151040R1
C8276	C-CERA C	CK725F1H-104Z1	1	332151040R1
C8277	C-CERA C	CK725F1H-104Z1	1	332151040R1
C8278	C-CERA C	CK725F1H-104Z1	1	332151040R1
C8279	C-CERA C	CK725F1H-104Z1	1	332151040R1
C8280	C-CERA C	CK725F1H-104Z1	1	332151040R1
C8281	C-CERA C	CK725F1H-104Z1	1	332151040R1
C8282	C-CERA C	CK725F1H-104Z1	1	332151040R1
C8283	C-CERA C	CK725F1H-104Z1	1	332151040R1
C8284	C-CERA C	CK725F1H-104Z1	1	332151040R1
C8285	C-CERA C	CK725F1H-104Z1	1	332151040R1
C8286	C-CERA C	CK725F1H-104Z1	1	332151040R1
C8287	C-CERA C	CK725F1H-104Z1	1	332151040R1
C8288	C-CERA C	CK725F1H-104Z1	1	332151040R1
C8289	C-CERA C	CK725F1H-104Z1	1	332151040R1
C8290	C-CERA C	CK725F1H-104Z1	1	332151040R1
C8291	C-CERA C	CK725F1H-104Z1	1	332151040R1
C8292	C-CERA C	CK725F1H-104Z1	1	332151040R1
C8293	C-CERA C	CK725F1H-104Z1	1	332151040R1
C8294	C-CERA C	CK725F1H-104Z1	1	332151040R1
C8295	C-CERA C	CK725F1H-104Z1	1	332151040R1
C8326	C-CERA C	CK725F1A-105Z1	1	332181050R1
C8327	C-CERA C	CK725F1A-105Z1	1	332181050R1

C8328	CHIP ELECT C	CEWX16V-22M	1	398142207R2
C8329	C-CERA C	CK725F1A-105Z1	1	332181050R1
C8330	C-CERA C	CK725F1A-105Z1	1	332181050R1
C8348	C-CERA C	CC725CH1H-102J1	1	342101024R1
C8376	C-CERA C	CK725F1A-105Z1	1	332181050R1
C8377	C-CERA C	CK725F1A-105Z1	1	332181050R1
C8378	CHIP ELECT C	CEWX16V-22M	1	398142207R2
C8379	C-CERA C	CK725F1A-105Z1	1	332181050R1
C8380	C-CERA C	CK725F1A-105Z1	1	332181050R1
C8398	C-CERA C	CC725CH1H-102J1	1	342101024R1
C8399	C-CERA C	CC725CH1H-102J1	1	342101024R1
C8401	CHIP ELECT C	CEWX4V-22M	1	3981G2207R2
C8402	CHIP ELECT C	CEWX4V-22M	1	3981G2207R2
C8403	C-CERA C	CK725F1A-105Z1	1	332181050R1
C8404	C-CERA C	CC725CH1H-102J1	1	342101024R1
C8405	C-CERA C	CK725F1A-105Z1	1	332181050R1
C8406	C-CERA C	CC725CH1H-102J1	1	342101024R1
C8407	C-CERA C	CC725CH1H-100D1	1	342101002R1
C8408	CHIP ELECT C	CEWX4V-22M	1	3981G2207R2
C8409	CHIP ELECT C	CEWX4V-22M	1	3981G2207R2
C8410	C-CERA C	CK725F1A-105Z1	1	332181050R1
C8411	C-CERA C	CC725CH1H-102J1	1	342101024R1
C8412	C-CERA C	CK725F1A-105Z1	1	332181050R1
C8413	C-CERA C	CC725CH1H-102J1	1	342101024R1
C8414	C-CERA C	CK725F1A-105Z1	1	332181050R1
C8415	C-CERA C	CC725CH1H-102J1	1	342101024R1
C8416	C-CERA C	CC725CH1H-102J1	1	342101024R1
C8417	C-CERA C	CK725F1A-105Z1	1	332181050R1
C8418	CHIP ELECT C	CEWX4V-22M	1	3981G2207R2
C8419	C-CERA C	CC725CH1H-102J1	1	342101024R1
C8420	C-CERA C	CK725F1A-105Z1	1	332181050R1
C8421	C-CERA C	CC725CH1H-102J1	1	342101024R1
C8422	C-CERA C	CK725F1A-105Z1	1	332181050R1
C8423	C-CERA C	CC725CH1H-102J1	1	342101024R1
C8424	C-CERA C	CK725F1A-105Z1	1	332181050R1
C8425	C-CERA C	CC725CH1H-102J1	1	342101024R1
C8426	C-CERA C	CK725F1A-105Z1	1	332181050R1
C8427	C-CERA C	CC725CH1H-102J1	1	342101024R1
C8428	C-CERA C	CK725F1A-105Z1	1	332181050R1
C8429	C-CERA C	CC725CH1H-102J1	1	342101024R1
C8430	C-CERA C	CK725F1A-105Z1	1	332181050R1
C8431	C-CERA C	CC725CH1H-102J1	1	342101024R1
C8432	C-CERA C	CK725F1A-105Z1	1	332181050R1
C8433	C-CERA C	CC725CH1H-102J1	1	342101024R1
C8434	C-CERA C	CK725F1A-105Z1	1	332181050R1

C8435	C-CERA C	CK725F1A-105Z1	1	332181050R1
C8441	C-CERA C	CK725F1A-105Z1	1	332181050R1
C8442	C-CERA C	CK725F1A-105Z1	1	332181050R1
C8443	CHIP ELECT C	CEWX4V-220M	1	3981G2217R2
C8444	C-CERA C	CK725F1A-105Z1	1	332181050R1
C8449	C-CERA C	CC725CH1H-102J1	1	342101024R1
C8451	CHIP TANTAL	TCFGA-1C106M8R	1	396041007R2
C8451 or	CHIP TANTAL	TCSCS1C106MAAR	(1)	396541007R2
C8452	CHIP TANTAL	TCFGA-1C106M8R	1	396041007R2
C8452 or	CHIP TANTAL	TCSCS1C106MAAR	(1)	396541007R2
C8453	C-CERA C	CK725F1A-105Z1	1	332181050R1
C8454	C-CERA C	CC725CH1H-102J1	1	342101024R1
C8455	C-CERA C	CK725F1A-105Z1	1	332181050R1
C8456	C-CERA C	CC725CH1H-102J1	1	342101024R1
C8457	C-CERA C	CC725CH1H-100D1	1	342101002R1
C8458	CHIP ELECT C	CEWX4V-22M	1	3981G2207R2
C8459	CHIP TANTAL	TCFGA-1C106M8R	1	396041007R2
C8459 or	CHIP TANTAL	TCSCS1C106MAAR	(1)	396541007R2
C8460	C-CERA C	CK725F1A-105Z1	1	332181050R1
C8461	C-CERA C	CC725CH1H-102J1	1	342101024R1
C8462	C-CERA C	CK725F1A-105Z1	1	332181050R1
C8463	C-CERA C	CC725CH1H-102J1	1	342101024R1
C8464	C-CERA C	CK725F1A-105Z1	1	332181050R1
C8465	C-CERA C	CC725CH1H-102J1	1	342101024R1
C8466	C-CERA C	CC725CH1H-102J1	1	342101024R1
C8467	C-CERA C	CK725F1A-105Z1	1	332181050R1
C8468	CHIP TANTAL	TCFGA-1C106M8R	1	396041007R2
C8468 or	CHIP TANTAL	TCSCS1C106MAAR	(1)	396541007R2
C8469	C-CERA C	CC725CH1H-102J1	1	342101024R1
C8470	C-CERA C	CK725F1A-105Z1	1	332181050R1
C8471	C-CERA C	CC725CH1H-102J1	1	342101024R1
C8472	C-CERA C	CK725F1A-105Z1	1	332181050R1
C8473	C-CERA C	CC725CH1H-102J1	1	342101024R1
C8474	C-CERA C	CK725F1A-105Z1	1	332181050R1
C8475	C-CERA C	CC725CH1H-102J1	1	342101024R1
C8476	C-CERA C	CK725F1A-105Z1	1	332181050R1
C8477	C-CERA C	CC725CH1H-102J1	1	342101024R1
C8478	C-CERA C	CK725F1A-105Z1	1	332181050R1
C8479	C-CERA C	CC725CH1H-102J1	1	342101024R1
C8480	C-CERA C	CK725F1A-105Z1	1	332181050R1
C8481	C-CERA C	CC725CH1H-102J1	1	342101024R1
C8482	C-CERA C	CK725F1A-105Z1	1	332181050R1
C8483	C-CERA C	CC725CH1H-102J1	1	342101024R1
C8484	C-CERA C	CK725F1A-105Z1	1	332181050R1
C8485	C-CERA C	CK725F1A-105Z1	1	332181050R1

C8491	C-CERA C	CK725F1A-105Z1	1	332181050R1
C8492	C-CERA C	CK725F1A-105Z1	1	332181050R1
C8493	CHIP ELECT C	CEWX4V-220M	1	3981G2217R2
C8501	C-CERA C	CK725F1A-105Z1	1	332181050R1
C8502	CHIP ELECT C	CEWX4V-22M	1	3981G2207R2
C8503	C-CERA C	CK725B1H-102K1	1	332101025R1
C8504	C-CERA C	CK725B1H-102K1	1	332101025R1
C8505	CHIP ELECT C	CEWX4V-22M	1	3981G2207R2
C8506	C-CERA C	CK725F1A-105Z1	1	332181050R1
C8507	C-CERA C	CK725B1H-102K1	1	332101025R1
C8508	C-CERA C	CK725F1A-105Z1	1	332181050R1
C8509	C-CERA C	CK725B1H-102K1	1	332101025R1
C8510	C-CERA C	CK725F1A-105Z1	1	332181050R1
C8511	C-CERA C	CK725B1H-102K1	1	332101025R1
C8512	C-CERA C	CK725F1A-105Z1	1	332181050R1
C8513	C-CERA C	CK725B1H-102K1	1	332101025R1
C8514	C-CERA C	CK725F1A-105Z1	1	332181050R1
C8515	C-CERA C	CK725B1H-102K1	1	332101025R1
C8516	C-CERA C	CK725F1A-105Z1	1	332181050R1
C8517	C-CERA C	CK725B1H-102K1	1	332101025R1
C8518	C-CERA C	CK725F1A-105Z1	1	332181050R1
C8519	C-CERA C	CK725B1H-102K1	1	332101025R1
C8520	C-CERA C	CK725F1A-105Z1	1	332181050R1
C8521	C-CERA C	CK725B1H-102K1	1	332101025R1
C8522	C-CERA C	CK725F1A-105Z1	1	332181050R1
C8523	C-CERA C	CK725B1H-102K1	1	332101025R1
C8524	C-CERA C	CK725F1A-105Z1	1	332181050R1
C8529	CHIP ELECT C	CEWX4V-22M	1	3981G2207R2
C8530	C-CERA C	CK725F1A-105Z1	1	332181050R1
C8531	C-CERA C	CK725B1H-102K1	1	332101025R1
C8532	C-CERA C	CK725F1A-105Z1	1	332181050R1
C8533	C-CERA C	CK725B1H-102K1	1	332101025R1
C8534	C-CERA C	CK725F1A-105Z1	1	332181050R1
C8535	C-CERA C	CK725B1H-102K1	1	332101025R1
C8536	C-CERA C	CK725F1A-105Z1	1	332181050R1
C8537	C-CERA C	CK725B1H-102K1	1	332101025R1
C8538	C-CERA C	CK725F1A-105Z1	1	332181050R1
C8539	C-CERA C	CK725B1H-102K1	1	332101025R1
C8540	C-CERA C	CK725F1A-105Z1	1	332181050R1
C8541	C-CERA C	CK725B1H-102K1	1	332101025R1
C8542	C-CERA C	CK725F1A-105Z1	1	332181050R1
C8543	C-CERA C	CK725B1H-102K1	1	332101025R1
C8544	C-CERA C	CK725F1A-105Z1	1	332181050R1
C8545	C-CERA C	CK725B1H-102K1	1	332101025R1
C8546	C-CERA C	CK725F1A-105Z1	1	332181050R1

C8547	C-CERA C	CK725B1H-102K1	1	332101025R1
C8548	C-CERA C	CK725F1A-105Z1	1	332181050R1
C8549	C-CERA C	CK725B1H-102K1	1	332101025R1
C8550	C-CERA C	CK725F1A-105Z1	1	332181050R1
C8551	C-CERA C	CK725B1H-102K1	1	332101025R1
C8552	C-CERA C	CK725F1A-105Z1	1	332181050R1
C8553	C-CERA C	CK725B1H-102K1	1	332101025R1
C8554	C-CERA C	CK725F1A-105Z1	1	332181050R1
C8555	C-CERA C	CK725B1H-102K1	1	332101025R1
C8556	C-CERA C	CK725F1A-105Z1	1	332181050R1
C8557	C-CERA C	CK725B1H-102K1	1	332101025R1
C8558	C-CERA C	CK725F1A-105Z1	1	332181050R1
C8559	C-CERA C	CK725B1H-102K1	1	332101025R1
C8560	C-CERA C	CK725F1A-105Z1	1	332181050R1
C8561	C-CERA C	CK725B1H-102K1	1	332101025R1
C8562	C-CERA C	CK725F1A-105Z1	1	332181050R1
C8563	C-CERA C	CK725B1H-102K1	1	332101025R1
C8564	CHIP ELECT C	CEWX4V-22M	1	3981G2207R2
C8565	CHIP ELECT C	CEWX4V-22M	1	3981G2207R2
C8566	C-CERA C	CK725B1H-102K1	1	332101025R1
C8567	C-CERA C	CK725F1A-105Z1	1	332181050R1
C8568	CHIP ELECT C	CEWX4V-22M	1	3981G2207R2
C8569	C-CERA C	CK725B1H-102K1	1	332101025R1
C8570	C-CERA C	CK725F1A-105Z1	1	332181050R1
C8571	CHIP ELECT C	CEWX4V-22M	1	3981G2207R2
C8572	C-CERA C	CK725B1H-102K1	1	332101025R1
C8573	C-CERA C	CK725F1A-105Z1	1	332181050R1
C8574	C-CERA C	CC725CH1H-120J1	1	342101204R1
C8575	C-CERA C	CC725CH1H-120J1	1	342101204R1
C8601	C-CERA C	CK725F1A-105Z1	1	332181050R1
C8602	CHIP ELECT C	CEWX4V-100M	1	3981G1017R2
C8604	C-CERA C	CK725F1A-105Z1	1	332181050R1
C8605	CHIP ELECT C	CEWX4V-220M	1	3981G2217R2
C8608	C-CERA C	CK725F1A-105Z1	1	332181050R1
C8609	CHIP ELECT C	CEWX4V-100M	1	3981G1017R2
C8675	CHIP ELECT C	CEWX4V-100M	1	3981G1017R2
C8676	C-CERA C	CK725F1A-105Z1	1	332181050R1
C8687	C-CERA C	CK725F1A-105Z1	1	332181050R1
C8701	C-CERA C	CK725F1A-105Z1	1	332181050R1
C8702	C-CERA C	CK725F1A-105Z1	1	332181050R1
C8703	C-CERA C	CK725F1A-105Z1	1	332181050R1
C8704	CHIP ELECT C	CEWX50V-4.7M	1	398180477R2
C8705	C-CERA C	CK725F1A-105Z1	1	332181050R1
C8706	C-CERA C	CK725F1A-105Z1	1	332181050R1
C8707	C-CERA C	CK725F1A-105Z1	1	332181050R1

C8708	C-CERA C	CK725F1A-105Z1	1	332181050R1
C8709	CHIP ELECT C	CEWX4V-220M	1	3981G2217R2
C8710	C-CERA C	CK725F1A-105Z1	1	332181050R1
C8725	CHIP ELECT C	CEWX4V-100M	1	3981G1017R2
C8726	C-CERA C	CK725F1A-105Z1	1	332181050R1
C8801	CHIP ELECT C	CEWX4V-100M	1	3981G1017R2
C8802	C-CERA C	CK725B1C-104K1	1	332121045R1
C8803	C-CERA C	CK725B1C-104K1	1	332121045R1
C8804	C-CERA C	CK725B1C-104K1	1	332121045R1
C8805	C-CERA C	CK725B1C-104K1	1	332121045R1
C8806	C-CERA C	CK725B1C-104K1	1	332121045R1
C8807	C-CERA C	CK725B1C-104K1	1	332121045R1
C8808	C-CERA C	CK725F1A-105Z1	1	332181050R1
C8809	C-CERA C	CK725F1A-105Z1	1	332181050R1
C8810	CHIP ELECT C	CEWX16V-10M	1	398141007R2
C8811	CHIP ELECT C	CEWX16V-10M	1	398141007R2
C8812	C-CERA C	CK725F1H-104Z1	1	332151040R1
C8813	C-CERA C	CK725F1H-104Z1	1	332151040R1
C8814	C-CERA C	CK725F1H-104Z1	1	332151040R1
C8815	C-CERA C	CK725F1H-104Z1	1	332151040R1
C8816	C-CERA C	CK725F1H-104Z1	1	332151040R1
C8817	CHIP ELECT C	CEWX16V-10M	1	398141007R2
C8818	CHIP ELECT C	CEWX16V-10M	1	398141007R2
C8819	C-CERA C	CC725CH1H-102J1	1	342101024R1
C8820	C-CERA C	CC725CH1H-101J1	1	342101014R1
C8821	C-CERA C	CK725F1H-104Z1	1	332151040R1
C8822	C-CERA C	CK725F1H-104Z1	1	332151040R1
C8823	C-CERA C	CK725F1H-104Z1	1	332151040R1
C8824	C-CERA C	CK725F1H-104Z1	1	332151040R1
C8825	C-CERA C	CK725F1H-104Z1	1	332151040R1
C8826	C-CERA C	CK725F1H-104Z1	1	332151040R1
C8827	C-CERA C	CK725B1H-223K1	1	332102235R1
C8828	C-CERA C	CK725B1C-823K1	1	332128235R1
C8829	C-CERA C	CK725F1H-104Z1	1	332151040R1
C8830	C-CERA C	CK725F1H-104Z1	1	332151040R1
C8831	C-CERA C	CK725F1H-104Z1	1	332151040R1
C8833	C-CERA C	CC725CH1H-070D1	1	342100702R1
C8834	C-CERA C	CC725CH1H-070D1	1	342100702R1
C8835	CHIP ELECT C	CEWX4V-100M	1	3981G1017R2
C8836	CHIP ELECT C	CEWX4V-100M	1	3981G1017R2
C8837	CHIP ELECT C	CEWX4V-100M	1	3981G1017R2
C8838	C-CERA C	CC725CH1H-470J1	1	342104704R1
C8839	C-CERA C	CC725CH1H-470J1	1	342104704R1
C8840	C-CERA C	CC725CH1H-470J1	1	342104704R1
C8841	CHIP ELECT C	CEWX16V-10M	1	398141007R2

C8843	CHIP ELECT C	CEWX4V-100M	1	3981G1017R2
C8848	C-CERA C	CC725CH1H-330J1	1	342103304R1
C8849	C-CERA C	CC725CH1H-330J1	1	342103304R1
C8850	C-CERA C	CC725CH1H-330J1	1	342103304R1
C8851	C-CERA C	CC725CH1H-820J1	1	342108204R1
C8852	C-CERA C	CC725CH1H-820J1	1	342108204R1
C8853	C-CERA C	CC725CH1H-820J1	1	342108204R1
C8854	C-CERA C	CK725F1H-104Z1	1	332151040R1
C8855	C-CERA C	CK725F1H-104Z1	1	332151040R1
C8856	C-CERA C	CK725F1H-104Z1	1	332151040R1
C8857	C-CERA C	CK725F1H-104Z1	1	332151040R1
C8858	C-CERA C	CK725F1H-104Z1	1	332151040R1
C8859	C-CERA C	CK725F1H-104Z1	1	332151040R1
C8860	C-CERA C	CK725F1H-104Z1	1	332151040R1
C8861	C-CERA C	CK725F1H-104Z1	1	332151040R1
C8862	C-CERA C	CK725F1H-104Z1	1	332151040R1
C8863	C-CERA C	CK725F1H-104Z1	1	332151040R1
C8864	C-CERA C	CK725F1H-104Z1	1	332151040R1
C8865	C-CERA C	CK725F1H-104Z1	1	332151040R1
C8866	C-CERA C	CK725F1H-104Z1	1	332151040R1
C8867	C-CERA C	CK725F1H-104Z1	1	332151040R1
C8868	C-CERA C	CK725F1H-104Z1	1	332151040R1
C8869	C-CERA C	CK725F1H-104Z1	1	332151040R1
C8870	C-CERA C	CK725F1H-104Z1	1	332151040R1
C8871	C-CERA C	CK725F1H-104Z1	1	332151040R1
C8872	C-CERA C	CK725F1H-104Z1	1	332151040R1
C8873	C-CERA C	CK725F1H-104Z1	1	332151040R1
C8874	C-CERA C	CK725F1H-104Z1	1	332151040R1
C8875	C-CERA C	CK725F1H-104Z1	1	332151040R1
C8876	C-CERA C	CK725F1H-104Z1	1	332151040R1
C8877	C-CERA C	CK725F1H-104Z1	1	332151040R1
C8878	C-CERA C	CK725F1H-104Z1	1	332151040R1
C8879	C-CERA C	CK725F1H-104Z1	1	332151040R1
C8880	C-CERA C	CK725F1H-104Z1	1	332151040R1
C8881	C-CERA C	CK725F1H-104Z1	1	332151040R1
C8882	C-CERA C	CK725F1H-104Z1	1	332151040R1
C8883	C-CERA C	CK725F1H-104Z1	1	332151040R1
C8884	C-CERA C	CK725F1H-104Z1	1	332151040R1
C8885	C-CERA C	CK725F1H-104Z1	1	332151040R1
C8886	C-CERA C	CK725F1H-104Z1	1	332151040R1
C8887	C-CERA C	CK725F1H-104Z1	1	332151040R1
C8888	C-CERA C	CK725F1H-104Z1	1	332151040R1
C8889	C-CERA C	CK725F1H-104Z1	1	332151040R1
C8890	C-CERA C	CK725F1H-104Z1	1	332151040R1
C8891	C-CERA C	CK725F1H-104Z1	1	332151040R1

C8892	C-CERA C	CK725FIH-104Z1	1	332151040R1
C8893	C-CERA C	CK725FIH-104Z1	1	332151040R1
C8894	C-CERA C	CK725FIH-104Z1	1	332151040R1
C8895	C-CERA C	CK725FIH-104Z1	1	332151040R1
C8896	C-CERA C	CK725FIH-104Z1	1	332151040R1
C8897	C-CERA C	CK725FIH-104Z1	1	332151040R1
C8898	C-CERA C	CK725FIH-104Z1	1	332151040R1
C8899	C-CERA C	CK725FIH-104Z1	1	332151040R1
C8901	C-CERA C	CK725F1A-105Z1	1	332181050R1
C8902	CHIP ELECT C	CEWX4V-220M	1	3981G2217R2
C8903	C-CERA C	CK725F1A-105Z1	1	332181050R1
C8904	C-CERA C	CK725F1A-105Z1	1	332181050R1
C8905	C-CERA C	CC725CH1H-102J1	1	342101024R1
C8906	C-FILM C	ECHU50V-392J	1	373023924R2
C8907	C-CERA C	CC725CH1H-821J1	1	342108214R1
C8908	C-CERA C	CK725B1C-104K1	1	332121045R1
C8909	C-CERA C	CK725F1A-105Z1	1	332181050R1
C8910	C-CERA C	CK725B1C-104K1	1	332121045R1
C8911	C-CERA C	CK725F1A-105Z1	1	332181050R1
C8912	C-CERA C	CK725F1A-105Z1	1	332181050R1
C8914	CHIP ELECT C	CEWX4V-220M	1	3981G2217R2
C8916	CHIP ELECT C	CEWX4V-220M	1	3981G2217R2
C8917	C-CERA C	CK725F1A-105Z1	1	332181050R1
C8918	CHIP ELECT C	CEWX16V-47M	1	398144707R2
C8919	CHIP TANTAL	F93-10V-47M	1	395534707R2
C8919 or	CHIP TANTAL	TCSCS1A476MBAR	( 1)	396534707R2
C8920	C-CERA C	CK725FIH-104Z1	1	332151040R1
C8921	CHIP TANTAL	F93-10V-220M	1	395532217R2
C8921 or	CHIP TANTAL	TCSCS1A227MDAR	( 1)	396532217R2
C8922	C-CERA C	CK725FIH-104Z1	1	332151040R1
C8923	C-CERA C	CK725FIH-104Z1	1	332151040R1
C8924	C-CERA C	CC725CH1H-120J1	1	342101204R1
C8925	C-CERA C	CC725CH1H-120J1	1	342101204R1
C8931	CHIP ELECT C	CEWX6.3V-330M	1	398123317R2
C8932	CHIP ELECT C	CEWX6.3V-330M	1	398123317R2
C8933	C-CERA C	CK725F1A-105Z1	1	332181050R1
C8934	C-CERA C	CK725FIH-103Z1	1	332151030R1
C8935	C-CERA C	CK725FIH-103Z1	1	332151030R1
C8950	C-CERA C	CK725FIH-104Z1	1	332151040R1
C8951	C-CERA C	CK725FIH-104Z1	1	332151040R1
C8952	CHIP TANTAL	TCFGA-1C106M8R	1	396041007R2
C8952 or	CHIP TANTAL	TCSCS1C106MAAR	( 1)	396541007R2
C8955	CD C	UCD1A471MNL1GS	1	396634717R2
C8956	CD C	UCD1A471MNL1GS	1	396634717R2
C8957	CD C	UCD1A471MNL1GS	1	396634717R2

C8958	CD C	UCD1A471MNL1GS	1	396634717R2
C8959	C-CERA C	CK725B1H-682K1	1	332106825R1
C8960	C-CERA C	CK725B1H-682K1	1	332106825R1
C8961	C-CERA C	CK725B1H-682K1	1	332106825R1
C8962	C-CERA C	CK725B1H-682K1	1	332106825R1
C8963	C-CERA C	CK725B1H-223K1	1	332102235R1
C8964	C-CERA C	CC725CH1H-102J1	1	342101024R1
C8965	C-CERA C	CC725CH1H-102J1	1	342101024R1
C8966	C-CERA C	CC725CH1H-102J1	1	342101024R1
C8967	C-CERA C	CK725F1A-105Z1	1	332181050R1
C8968	C-CERA C	CK725F1A-105Z1	1	332181050R1
C8969	C-CERA C	CK725F1A-105Z1	1	332181050R1
C8970	C-CERA C	CK725F1A-105Z1	1	332181050R1
C8971	C-CERA C	CK725F1H-473Z1	1	332154730R1
C8972	C-CERA C	CK725F1H-473Z1	1	332154730R1
C8973	C-CERA C	CK725F1H-473Z1	1	332154730R1
C8974	C-CERA C	CK725F1H-473Z1	1	332154730R1
C8975	C-CERA C	CK725F1A-105Z1	1	332181050R1
C8976	C-CERA C	CK725F1A-105Z1	1	332181050R1
C8977	C-CERA C	CK725F1A-105Z1	1	332181050R1
C8978	C-CERA C	CK725F1A-105Z1	1	332181050R1
C8979	C-CERA C	CK725F1A-105Z1	1	332181050R1
C8980	C-CERA C	CK725F1A-105Z1	1	332181050R1
C8981	C-CERA C	CK725F1A-105Z1	1	332181050R1
C8982	C-CERA C	CK725F1A-105Z1	1	332181050R1
C8983	C-CERA C	CK725F1A-105Z1	1	332181050R1
C8984	C-CERA C	CK725F1A-105Z1	1	332181050R1
C8985	C-CERA C	CK725F1A-105Z1	1	332181050R1
C8986	C-CERA C	CK725F1A-105Z1	1	332181050R1
C8989	C-CERA C	CK725F1A-105Z1	1	332181050R1
C8990	C-CERA C	CK725F1A-105Z1	1	332181050R1
C8991	C-CERA C	CK725F1A-105Z1	1	332181050R1
C8992	C-CERA C	CK725F1A-105Z1	1	332181050R1
C8993	CD C	UCD1E221MNL1GS	1	396652217R2
C8994	CD C	UCD1E221MNL1GS	1	396652217R2
C8995	CD C	UCD1E221MNL1GS	1	396652217R2
C8996	CD C	UCD1E221MNL1GS	1	396652217R2
C8997	C-CERA C	CK725F1A-105Z1	1	332181050R1
C8998	C-CERA C	CK725F1A-105Z1	1	332181050R1
C8999	C-CERA C	CK725F1A-105Z1	1	332181050R1
R8001	C-CARBON R	RN72K1J-103JE	1	435031034R1
R8004	C-CARBON R	RN72K1J-472JE	1	435034724R1
R8005	C-CARBON R	RN72K1J-103JE	1	435031034R1
R8006	C-CARBON R	RN72K1J-330JE	1	435033304R1
R8012	C-CARBON R	RN72K1J-473JE	1	435034734R1

R8013	C-CARBON R	RN72K1J-102JE	1	435031024R1
R8014	C-CARBON R	RN72K1J-562JE	1	435035624R1
R8015	C-CARBON R	RN72K1J-562JE	1	435035624R1
R8016	C-CARBON R	RN72K1J-000JE	1	435030004R1
R8018	C-CARBON R	RN72K1J-473JE	1	435034734R1
R8019	C-CARBON R	RN72K1J-000JE	1	435030004R1
R8020	C-CARBON R	RN72K1J-000JE	1	435030004R1
R8021	C-CARBON R	RN72K1J-000JE	1	435030004R1
R8023	C-CARBON R	RN72K1J-473JE	1	435034734R1
R8032	C-CARBON R	RN72K1J-473JE	1	435034734R1
R8033	C-CARBON R	RN72K1J-102JE	1	435031024R1
R8034	C-CARBON R	RN72K1J-562JE	1	435035624R1
R8035	C-CARBON R	RN72K1J-562JE	1	435035624R1
R8036	C-CARBON R	RN72K1J-000JE	1	435030004R1
R8038	C-CARBON R	RN72K1J-473JE	1	435034734R1
R8039	C-CARBON R	RN72K1J-000JE	1	435030004R1
R8040	C-CARBON R	RN72K1J-000JE	1	435030004R1
R8041	C-CARBON R	RN72K1J-000JE	1	435030004R1
R8043	C-CARBON R	RN72K1J-473JE	1	435034734R1
R8051	C-CARBON R	RN72K1J-103JE	1	435031034R1
R8054	C-CARBON R	RN72K1J-472JE	1	435034724R1
R8055	C-CARBON R	RN72K1J-103JE	1	435031034R1
R8062	C-CARBON R	RN72K1J-473JE	1	435034734R1
R8063	C-CARBON R	RN72K1J-102JE	1	435031024R1
R8064	C-CARBON R	RN72K1J-562JE	1	435035624R1
R8065	C-CARBON R	RN72K1J-562JE	1	435035624R1
R8066	C-CARBON R	RN72K1J-000JE	1	435030004R1
R8068	C-CARBON R	RN72K1J-473JE	1	435034734R1
R8069	C-CARBON R	RN72K1J-000JE	1	435030004R1
R8070	C-CARBON R	RN72K1J-000JE	1	435030004R1
R8071	C-CARBON R	RN72K1J-000JE	1	435030004R1
R8073	C-CARBON R	RN72K1J-473JE	1	435034734R1
R8082	C-CARBON R	RN72K1J-473JE	1	435034734R1
R8083	C-CARBON R	RN72K1J-102JE	1	435031024R1
R8084	C-CARBON R	RN72K1J-562JE	1	435035624R1
R8085	C-CARBON R	RN72K1J-562JE	1	435035624R1
R8086	C-CARBON R	RN72K1J-000JE	1	435030004R1
R8088	C-CARBON R	RN72K1J-473JE	1	435034734R1
R8089	C-CARBON R	RN72K1J-000JE	1	435030004R1
R8090	C-CARBON R	RN72K1J-000JE	1	435030004R1
R8091	C-CARBON R	RN72K1J-000JE	1	435030004R1
R8093	C-CARBON R	RN72K1J-473JE	1	435034734R1
R8099	C-CARBON R	RN72K1J-330JE	1	435033304R1
R8106	C-CARBON R	RN72K1J-103JE	1	435031034R1
R8107	C-CARBON R	RN72K1J-103JE	1	435031034R1

R8110	C-CARBON R	RN72K1J-470JE	1	435034704R1
R8111	C-CARBON R	RN72K1J-101JE	1	435031014R1
R8112	C-CARBON R	RN72K1J-101JE	1	435031014R1
R8113	C-CARBON R	RN72K1J-103JE	1	435031034R1
R8114	C-CARBON R	RN72K1J-101JE	1	435031014R1
R8115	C-CARBON R	RN72K1J-101JE	1	435031014R1
R8116	C-CARBON R	RN72K1J-103JE	1	435031034R1
R8118	C-CARBON R	RN72K1J-103JE	1	435031034R1
R8119	C-CARBON R	RN72K1J-332JE	1	435033324R1
R8120	C-CARBON R	RN72K2B-000JE	1	433220004R1
R8121	C-CARBON R	RN72K1J-331JE	1	435033314R1
R8122	C-CARBON R	RN72K2B-000JE	1	433220004R1
R8123	C-CARBON R	RN72K1J-000JE	1	435030004R1
R8124	C-CARBON R	RN72K1J-103JE	1	435031034R1
R8125	C-CARBON R	RN72K1J-103JE	1	435031034R1
R8126	C-CARBON R	RN72K1J-271JE	1	435032714R1
R8127	C-CARBON R	RN72K1J-103JE	1	435031034R1
R8128	C-CARBON R	RN72K1J-750FE	1	435037502R1
R8129	C-CARBON R	RN72K1J-103JE	1	435031034R1
R8130	C-CARBON R	RN72K1J-750FE	1	435037502R1
R8136	C-CARBON R	RN72K1J-331JE	1	435033314R1
R8140	C-CARBON R	RN72K1J-331JE	1	435033314R1
R8141	C-CARBON R	RN72K1J-331JE	1	435033314R1
R8147	C-CARBON R	RN72K1J-103JE	1	435031034R1
R8149	C-CARBON R	RN72K1J-103JE	1	435031034R1
R8150	C-CARBON R	RN72K1J-103JE	1	435031034R1
R8151	C-CARBON R	RN72K1J-103JE	1	435031034R1
R8154	C-CARBON R	RN72K1J-000JE	1	435030004R1
R8157	C-CARBON R	RN72K1J-103JE	1	435031034R1
R8158	C-CARBON R	RN72K1J-103JE	1	435031034R1
R8168	C-CARBON R	RN72K1J-000JE	1	435030004R1
R8197	C-CARBON R	RN72K1J-472JE	1	435034724R1
R8198	C-CARBON R	RN72K1J-331JE	1	435033314R1
R8251	C-CARBON R	RN72K1J-103JE	1	435031034R1
R8323	C-CARBON R	RN72K1J-103JE	1	435031034R1
R8324	C-CARBON R	RN72K1J-472JE	1	435034724R1
R8325	C-CARBON R	RN72K1J-473JE	1	435034734R1
R8326	C-CARBON R	RN72K1J-473JE	1	435034734R1
R8334	C-CARBON R	RN72K1J-222JE	1	435032224R1
R8335	C-CARBON R	RN72K1J-222JE	1	435032224R1
R8341	C-CARBON R	RN72K2E-470JE	1	435224704R1
R8373	C-CARBON R	RN72K1J-103JE	1	435031034R1
R8374	C-CARBON R	RN72K1J-472JE	1	435034724R1
R8375	C-CARBON R	RN72K1J-473JE	1	435034734R1
R8376	C-CARBON R	RN72K1J-473JE	1	435034734R1

R8384	C-CARBON R	RN72K1J-222JE	1	435032224R1
R8385	C-CARBON R	RN72K1J-222JE	1	435032224R1
R8391	C-CARBON R	RN72K2E-470JE	1	435224704R1
R8401	C-R NET	RM7LJ220X04	1	43484722004R2
R8402	C-CARBON R	RN72K1J-220JE	1	435032204R1
R8403	C-R NET	RM7LJ220X04	1	43484722004R2
R8404	C-CARBON R	RN72K1J-220JE	1	435032204R1
R8405	C-CARBON R	RN72K1J-220JE	1	435032204R1
R8406	C-R NET	RM7LJ220X04	1	43484722004R2
R8407	C-R NET	RM7LJ220X04	1	43484722004R2
R8409	C-CARBON R	RN72K1J-472JE	1	435034724R1
R8410	C-CARBON R	RN72K1J-681FE	1	435036812R1
R8411	C-CARBON R	RN72K1J-472JE	1	435034724R1
R8416	C-R NET	RM7LJ220X04	1	43484722004R2
R8417	C-R NET	RM7LJ220X04	1	43484722004R2
R8418	C-R NET	RM7LJ220X04	1	43484722004R2
R8419	C-R NET	RM7LJ220X04	1	43484722004R2
R8420	C-R NET	RM7LJ220X04	1	43484722004R2
R8421	C-R NET	RM7LJ220X04	1	43484722004R2
R8422	C-R NET	RM7LJ220X04	1	43484722004R2
R8423	C-R NET	RM7LJ220X04	1	43484722004R2
R8424	C-R NET	RM7LJ220X04	1	43484722004R2
R8425	C-CARBON R	RN72K1J-220JE	1	435032204R1
R8429	C-CARBON R	RN72K1J-220JE	1	435032204R1
R8431	C-CARBON R	RN72K1J-472JE	1	435034724R1
R8432	C-CARBON R	RN72K1J-220JE	1	435032204R1
R8442	C-CARBON R	RN72K1J-102JE	1	435031024R1
R8443	C-CARBON R	RN72K1J-220JE	1	435032204R1
R8444	C-CARBON R	RN72K1J-000JE	1	435030004R1
R8446	C-CARBON R	RN72K1J-000JE	1	435030004R1
R8447	C-CARBON R	RN72K1J-000JE	1	435030004R1
R8451	C-R NET	RM7LJ220X04	1	43484722004R2
R8452	C-CARBON R	RN72K1J-220JE	1	435032204R1
R8453	C-R NET	RM7LJ220X04	1	43484722004R2
R8454	C-CARBON R	RN72K1J-220JE	1	435032204R1
R8455	C-CARBON R	RN72K1J-220JE	1	435032204R1
R8456	C-R NET	RM7LJ220X04	1	43484722004R2
R8457	C-R NET	RM7LJ220X04	1	43484722004R2
R8459	C-CARBON R	RN72K1J-472JE	1	435034724R1
R8460	C-CARBON R	RN72K1J-681FE	1	435036812R1
R8462	C-CARBON R	RN72K1J-472JE	1	435034724R1
R8466	C-R NET	RM7LJ220X04	1	43484722004R2
R8467	C-R NET	RM7LJ220X04	1	43484722004R2
R8468	C-R NET	RM7LJ220X04	1	43484722004R2
R8469	C-R NET	RM7LJ220X04	1	43484722004R2

R8470	C-R NET	RM7LJ220X04	1	43484722004R2
R8471	C-R NET	RM7LJ220X04	1	43484722004R2
R8472	C-R NET	RM7LJ220X04	1	43484722004R2
R8473	C-R NET	RM7LJ220X04	1	43484722004R2
R8474	C-R NET	RM7LJ220X04	1	43484722004R2
R8475	C-CARBON R	RN72K1J-220JE	1	435032204R1
R8479	C-CARBON R	RN72K1J-220JE	1	435032204R1
R8481	C-CARBON R	RN72K1J-472JE	1	435034724R1
R8482	C-CARBON R	RN72K1J-220JE	1	435032204R1
R8492	C-CARBON R	RN72K1J-102JE	1	435031024R1
R8493	C-CARBON R	RN72K1J-220JE	1	435032204R1
R8503	C-R NET	RM7LJ330X04	1	43484733004R2
R8504	C-R NET	RM7LJ330X04	1	43484733004R2
R8505	C-R NET	RM7LJ330X04	1	43484733004R2
R8506	C-CARBON R	RN72K1J-120JE	1	435031204R1
R8507	C-R NET	RM7LJ330X04	1	43484733004R2
R8508	C-R NET	RM7LJ330X04	1	43484733004R2
R8509	C-R NET	RM7LJ330X04	1	43484733004R2
R8510	C-R NET	RM7LJ330X04	1	43484733004R2
R8511	C-R NET	RM7LJ330X04	1	43484733004R2
R8512	C-R NET	RM7LJ330X04	1	43484733004R2
R8513	C-R NET	RM7LJ330X04	1	43484733004R2
R8514	C-CARBON R	RN72K1J-472JE	1	435034724R1
R8515	C-CARBON R	RN72K1J-472JE	1	435034724R1
R8516	C-CARBON R	RN72K1J-101JE	1	435031014R1
R8517	C-CARBON R	RN72K1J-101JE	1	435031014R1
R8518	C-CARBON R	RN72K1J-472JE	1	435034724R1
R8519	C-CARBON R	RN72K1J-470JE	1	435034704R1
R8520	C-CARBON R	RN72K1J-330JE	1	435033304R1
R8521	C-R NET	RM7LJ330X04	1	43484733004R2
R8522	C-CARBON R	RN72K1J-330JE	1	435033304R1
R8523	C-CARBON R	RN72K1J-330JE	1	435033304R1
R8524	C-CARBON R	RN72K1J-330JE	1	435033304R1
R8615	C-CARBON R	RN72K1J-332JE	1	435033324R1
R8616	C-CARBON R	RN72K1J-332JE	1	435033324R1
R8617	C-CARBON R	RN72K1J-332JE	1	435033324R1
R8618	C-CARBON R	RN72K1J-103JE	1	435031034R1
R8629	C-CARBON R	RN72K1J-473JE	1	435034734R1
R8630	C-CARBON R	RN72K1J-473JE	1	435034734R1
R8631	C-CARBON R	RN72K1J-473JE	1	435034734R1
R8632	C-CARBON R	RN72K1J-473JE	1	435034734R1
R8633	C-CARBON R	RN72K1J-102JE	1	435031024R1
R8662	C-CARBON R	RN72K1J-105JE	1	435031054R1
R8663	C-CARBON R	RN72K1J-561JE	1	435035614R1
R8701	C-CARBON R	RN72K1J-472JE	1	435034724R1

R8703	C-CARBON R	RN72K1J-472JE	1	435034724R1
R8706	C-CARBON R	RN72K1J-103JE	1	435031034R1
R8707	C-CARBON R	RN72K1J-103JE	1	435031034R1
R8708	C-CARBON R	RN72K1J-000JE	1	435030004R1
R8710	C-CARBON R	RN72K1J-103JE	1	435031034R1
R8711	C-CARBON R	RN72K1J-222JE	1	435032224R1
R8712	C-CARBON R	RN72K1J-222JE	1	435032224R1
R8713	C-CARBON R	RN72K1J-103JE	1	435031034R1
R8714	C-CARBON R	RN72K1J-103JE	1	435031034R1
R8715	C-CARBON R	RN72K1J-220JE	1	435032204R1
R8716	C-CARBON R	RN72K1J-220JE	1	435032204R1
R8717	C-CARBON R	RN72K1J-330JE	1	435033304R1
R8718	C-CARBON R	RN72K1J-220JE	1	435032204R1
R8719	C-CARBON R	RN72K1J-220JE	1	435032204R1
R8720	C-CARBON R	RN72K1J-220JE	1	435032204R1
R8721	C-CARBON R	RN72K1J-220JE	1	435032204R1
R8722	C-CARBON R	RN72K1J-103JE	1	435031034R1
R8723	C-R NET	RM7LJ222X04	1	43484722204R2
R8726	C-R NET	RM7LJ222X04	1	43484722204R2
R8727	C-R NET	RM7LJ103X04	1	43484710304R2
R8728	C-CARBON R	RN72K1J-220JE	1	435032204R1
R8729	C-CARBON R	RN72K1J-103JE	1	435031034R1
R8730	C-CARBON R	RN72K1J-103JE	1	435031034R1
R8732	C-CARBON R	RN72K1J-220JE	1	435032204R1
R8733	C-CARBON R	RN72K1J-000JE	1	435030004R1
R8734	C-CARBON R	RN72K1J-000JE	1	435030004R1
R8735	C-CARBON R	RN72K1J-472JE	1	435034724R1
R8736	C-R NET	RM7LJ220X04	1	43484722004R2
R8737	C-CARBON R	RN72K1J-472JE	1	435034724R1
R8738	C-CARBON R	RN72K1J-473JE	1	435034734R1
R8741	C-CARBON R	RN72K1J-103JE	1	435031034R1
R8744	C-CARBON R	RN72K1J-472JE	1	435034724R1
R8745	C-CARBON R	RN72K1J-220JE	1	435032204R1
R8746	C-CARBON R	RN72K1J-103JE	1	435031034R1
R8747	C-CARBON R	RN72K1J-220JE	1	435032204R1
R8748	C-CARBON R	RN72K1J-220JE	1	435032204R1
R8749	C-R NET	RM7LJ220X04	1	43484722004R2
R8750	C-R NET	RM7LJ103X04	1	43484710304R2
R8751	C-CARBON R	RN72K1J-103JE	1	435031034R1
R8752	C-R NET	RM7LJ220X04	1	43484722004R2
R8753	C-R NET	RM7LJ220X04	1	43484722004R2
R8758	C-CARBON R	RN72K1J-220JE	1	435032204R1
R8759	C-CARBON R	RN72K1J-103JE	1	435031034R1
R8760	C-CARBON R	RN72K1J-103JE	1	435031034R1
R8761	C-CARBON R	RN72K1J-220JE	1	435032204R1

R8762	C-CARBON R	RN72K1J-103JE	1	435031034R1
R8763	C-R NET	RM7LJ103X04	1	43484710304R2
R8765	C-CARBON R	RN72K1J-103JE	1	435031034R1
R8766	C-R NET	RM7LJ103X04	1	43484710304R2
R8769	C-R NET	RM7LJ103X04	1	43484710304R2
R8770	C-R NET	RM7LJ103X04	1	43484710304R2
R8800	C-CARBON R	RN72K1J-561JE	1	435035614R1
R8801	C-CARBON R	RN72K1J-000JE	1	435030004R1
R8802	C-CARBON R	RN72K1J-000JE	1	435030004R1
R8803	EMIFIL	BK1608HS601-T	1	230984R1
R8804	C-CARBON R	RN72K1J-000JE	1	435030004R1
R8805	EMIFIL	BK1608HS601-T	1	230984R1
R8806	C-CARBON R	RN72K1J-000JE	1	435030004R1
R8807	C-CARBON R	RN72K1J-560JE	1	435035604R1
R8808	C-CARBON R	RN72K1J-104JE	1	435031044R1
R8809	C-CARBON R	RN72K1J-560JE	1	435035604R1
R8810	C-CARBON R	RN72K1J-104JE	1	435031044R1
R8811	C-CARBON R	RN72K1J-560JE	1	435035604R1
R8812	C-CARBON R	RN72K1J-104JE	1	435031044R1
R8813	C-CARBON R	RN72K1J-272FE	1	435032722R1
R8814	C-CARBON R	RN72K1J-102JE	1	435031024R1
R8815	C-CARBON R	RN72K1J-272FE	1	435032722R1
R8816	C-CARBON R	RN72K1J-472JE	1	435034724R1
R8817	C-CARBON R	RN72K1J-472JE	1	435034724R1
R8819	C-CARBON R	RN72K1J-472JE	1	435034724R1
R8820	C-CARBON R	RN72K1J-333JE	1	435033334R1
R8821	C-CARBON R	RN72K1J-182JE	1	435031824R1
R8823	C-R NET	RM7LJ220X04	1	43484722004R2
R8824	C-CARBON R	RN72K1J-220JE	1	435032204R1
R8825	C-CARBON R	RN72K1J-220JE	1	435032204R1
R8826	C-CARBON R	RN72K1J-220JE	1	435032204R1
R8827	C-CARBON R	RN72K1J-105JE	1	435031054R1
R8828	C-CARBON R	RN72K1J-220JE	1	435032204R1
R8830	C-R NET	RM7LJ220X04	1	43484722004R2
R8831	C-R NET	RM7LJ220X04	1	43484722004R2
R8833	C-CARBON R	RN72K1J-220JE	1	435032204R1
R8834	C-R NET	RM7LJ220X04	1	43484722004R2
R8835	C-CARBON R	RN72K1J-220JE	1	435032204R1
R8836	C-CARBON R	RN72K1J-220JE	1	435032204R1
R8837	C-R NET	RM7LJ220X04	1	43484722004R2
R8838	C-R NET	RM7LJ220X04	1	43484722004R2
R8839	C-R NET	RM7LJ220X04	1	43484722004R2
R8840	C-R NET	RM7LJ220X04	1	43484722004R2
R8841	C-R NET	RM7LJ220X04	1	43484722004R2
R8842	C-CARBON R	RN72K1J-220JE	1	435032204R1

R8843	C-CARBON R	RN72K1J-000JE	1	435030004R1
R8844	C-CARBON R	RN72K1J-180JE	1	435031804R1
R8845	C-CARBON R	RN72K1J-000JE	1	435030004R1
R8846	C-CARBON R	RN72K1J-180JE	1	435031804R1
R8847	C-CARBON R	RN72K1J-000JE	1	435030004R1
R8848	C-CARBON R	RN72K1J-680JE	1	435036804R1
R8849	C-CARBON R	RN72K1J-180JE	1	435031804R1
R8850	C-CARBON R	RN72K1J-222JE	1	435032224R1
R8851	C-CARBON R	RN72K1J-331JE	1	435033314R1
R8852	C-CARBON R	RN72K1J-331JE	1	435033314R1
R8853	C-CARBON R	RN72K1J-331JE	1	435033314R1
R8854	C-CARBON R	RN72K1J-332JE	1	435033324R1
R8855	C-CARBON R	RN72K1J-332JE	1	435033324R1
R8856	C-CARBON R	RN72K1J-332JE	1	435033324R1
R8857	C-CARBON R	RN72K1J-105JE	1	435031054R1
R8858	C-CARBON R	RN72K1J-000JE	1	435030004R1
R8860	C-CARBON R	RN72K1J-220JE	1	435032204R1
R8861	C-CARBON R	RN72K1J-220JE	1	435032204R1
R8862	C-CARBON R	RN72K1J-220JE	1	435032204R1
R8863	C-CARBON R	RN72K1J-750FE	1	435037502R1
R8864	C-CARBON R	RN72K1J-750FE	1	435037502R1
R8865	C-CARBON R	RN72K1J-750FE	1	435037502R1
R8869	C-CARBON R	RN72K1J-750FE	1	435037502R1
R8870	C-CARBON R	RN72K1J-750FE	1	435037502R1
R8871	C-CARBON R	RN72K1J-750FE	1	435037502R1
R8872	C-CARBON R	RN72K1J-471FE	1	435034712R1
R8873	C-CARBON R	RN72K1J-471FE	1	435034712R1
R8874	C-CARBON R	RN72K1J-471FE	1	435034712R1
R8879	C-CARBON R	RN72K1J-471FE	1	435034712R1
R8880	C-CARBON R	RN72K1J-471FE	1	435034712R1
R8881	C-CARBON R	RN72K1J-471FE	1	435034712R1
R8882	C-CARBON R	RN72K1J-000JE	1	435030004R1
R8883	C-CARBON R	RN72K1J-000JE	1	435030004R1
R8890	C-CARBON R	RN72K1J-000JE	1	435030004R1
R8891	C-CARBON R	RN72K1J-104JE	1	435031044R1
R8892	C-CARBON R	RN72K1J-104JE	1	435031044R1
R8893	C-CARBON R	RN72K1J-103JE	1	435031034R1
R8901	C-CARBON R	RN72K1J-103JE	1	435031034R1
R8905	C-CARBON R	RN72K1J-470JE	1	435034704R1
R8906	C-CARBON R	RN72K1J-470JE	1	435034704R1
R8907	C-CARBON R	RN72K1J-470JE	1	435034704R1
R8908	C-CARBON R	RN72K1J-681FE	1	435036812R1
R8909	C-CARBON R	RN72K1J-681FE	1	435036812R1
R8910	C-CARBON R	RN72K1J-681FE	1	435036812R1
R8911	C-CARBON R	RN72K1J-272FE	1	435032722R1

R8912	C-CARBON R	RN72K1J-272FE	1	435032722R1
R8913	C-CARBON R	RN72K1J-681FE	1	435036812R1
R8914	C-CARBON R	RN72K1J-681FE	1	435036812R1
R8915	C-CARBON R	RN72K1J-470JE	1	435034704R1
R8917	C-CARBON R	RN72K1J-470JE	1	435034704R1
R8919	C-CARBON R	RN72K1J-470JE	1	435034704R1
R8920	C-CARBON R	RN72K1J-470JE	1	435034704R1
R8921	C-R NET	RM7LJ470X04	1	43484747004R2
R8922	C-R NET	RM7LJ470X04	1	43484747004R2
R8923	C-R NET	RM7LJ470X04	1	43484747004R2
R8924	C-R NET	RM7LJ470X04	1	43484747004R2
R8925	C-R NET	RM7LJ470X04	1	43484747004R2
R8926	C-R NET	RM7LJ470X04	1	43484747004R2
R8927	C-R NET	RM7LJ470X04	1	43484747004R2
R8928	C-R NET	RM7LJ470X04	1	43484747004R2
R8929	C-CARBON R	RN72K1J-220JE	1	435032204R1
R8930	C-CARBON R	RN72K1J-220JE	1	435032204R1
R8931	C-CARBON R	RN72K1J-151FE	1	435031512R1
R8932	C-CARBON R	RN72K1J-151FE	1	435031512R1
R8933	C-CARBON R	RN72K1J-151FE	1	435031512R1
R8934	C-CARBON R	RN72K1J-152JE	1	435031524R1
R8935	C-CARBON R	RN72K1J-152JE	1	435031524R1
R8936	C-CARBON R	RN72K1J-182JE	1	435031824R1
R8937	C-R NET	RM7LJ473X04	1	43484747304R2
R8938	C-R NET	RM7LJ473X04	1	43484747304R2
R8939	C-R NET	RM7LJ473X04	1	43484747304R2
R8940	C-R NET	RM7LJ473X04	1	43484747304R2
R8941	C-R NET	RM7LJ222X04	1	43484722204R2
R8942	C-CARBON R	RN72K1J-472JE	1	435034724R1
R8951	C-CARBON R	RN72K1J-470JE	1	435034704R1
R8952	C-CARBON R	RN72K1J-470JE	1	435034704R1
R8953	C-CARBON R	RN72K1J-470JE	1	435034704R1
R8954	C-CARBON R	RN72K1J-470JE	1	435034704R1
R8955	C-CARBON R	RN72K1J-121JE	1	435031214R1
R8956	C-CARBON R	RN72K1J-152JE	1	435031524R1
R8957	C-CARBON R	RN72K1J-152JE	1	435031524R1
R8958	C-CARBON R	RN72K1J-222JE	1	435032224R1
R8959	C-CARBON R	RN72K1J-102JE	1	435031024R1
R8960	C-CARBON R	RN72K1J-102JE	1	435031024R1
R8961	C-CARBON R	RN72K1J-471FE	1	435034712R1
R8962	C-CARBON R	RN72K1J-102JE	1	435031024R1
R8964	C-CARBON R	RN72K1J-152JE	1	435031524R1
R8965	C-CARBON R	RN72K1J-392JE	1	435033924R1
R8966	C-CARBON R	RN72K1J-223JE	1	435032234R1
R8967	C-CARBON R	RN72K1J-102JE	1	435031024R1

R8968	C-CARBON R	RN72K1J-102JE	1	435031024R1
R8970	C-CARBON R	RN72K1J-102JE	1	435031024R1
RN8013	C-R NET	RM7LJ330X04	1	43484733004R2
RN8014	C-R NET	RM7LJ330X04	1	43484733004R2
RN8015	C-R NET	RM7LJ330X04	1	43484733004R2
RN8016	C-R NET	RM7LJ330X04	1	43484733004R2
RN8017	C-R NET	RM7LJ330X04	1	43484733004R2
RN8018	C-R NET	RM7LJ330X04	1	43484733004R2
RN8019	C-R NET	RM7LJ330X04	1	43484733004R2
RN8020	C-R NET	RM7LJ330X04	1	43484733004R2
RN8021	C-R NET	RM7LJ330X04	1	43484733004R2
RN8022	C-R NET	RM7LJ330X04	1	43484733004R2
RN8023	C-R NET	RM7LJ330X04	1	43484733004R2
RN8024	C-R NET	RM7LJ330X04	1	43484733004R2
RN8025	C-R NET	RM7LJ330X04	1	43484733004R2
RN8026	C-R NET	RM7LJ330X04	1	43484733004R2
RN8027	C-R NET	RM7LJ330X04	1	43484733004R2
RN8028	C-R NET	RM7LJ330X04	1	43484733004R2
RN8029	C-R NET	RM7LJ330X04	1	43484733004R2
RN8030	C-R NET	RM7LJ330X04	1	43484733004R2
RN8037	C-R NET	RM7LJ330X04	1	43484733004R2
RN8038	C-R NET	RM7LJ330X04	1	43484733004R2
RN8039	C-R NET	RM7LJ330X04	1	43484733004R2
RN8041	C-R NET	RM7LJ330X04	1	43484733004R2
RN8043	C-R NET	RM7LJ330X04	1	43484733004R2
RN8045	C-R NET	RM7LJ330X04	1	43484733004R2
RN8048	C-R NET	RM7LJ330X04	1	43484733004R2
RN8049	C-R NET	RM7LJ330X04	1	43484733004R2
RN8050	C-R NET	RM7LJ330X04	1	43484733004R2
RN8051	C-R NET	RM7LJ330X04	1	43484733004R2
RN8052	C-R NET	RM7LJ330X04	1	43484733004R2
RN8053	C-R NET	RM7LJ330X04	1	43484733004R2
RN8054	C-R NET	RM7LJ330X04	1	43484733004R2
RN8055	C-R NET	RM7LJ330X04	1	43484733004R2
RN8056	C-R NET	RM7LJ330X04	1	43484733004R2
RN8057	C-R NET	RM7LJ330X04	1	43484733004R2
RN8058	C-R NET	RM7LJ330X04	1	43484733004R2
RN8059	C-R NET	RM7LJ330X04	1	43484733004R2
RN8060	C-R NET	RM7LJ330X04	1	43484733004R2
RN8061	C-R NET	RM7LJ330X04	1	43484733004R2
RN8062	C-R NET	RM7LJ680X04	1	43484768004R2
RN8063	C-R NET	RM7LJ470X04	1	43484747004R2
RN8064	C-R NET	RM7LJ680X04	1	43484768004R2
RN8065	C-R NET	RM7LJ470X04	1	43484747004R2
RN8066	C-R NET	RM7LJ680X04	1	43484768004R2

RN8067	C-R NET	RM7LJ470X04	1	43484747004R2
RN8068	C-R NET	RM7LJ680X04	1	43484768004R2
RN8069	C-R NET	RM7LJ470X04	1	43484747004R2
RN8070	C-R NET	RM7LJ680X04	1	43484768004R2
RN8071	C-R NET	RM7LJ680X04	1	43484768004R2
RN8072	C-R NET	RM7LJ470X04	1	43484747004R2
RN8073	C-R NET	RM7LJ680X04	1	43484768004R2
RN8074	C-R NET	RM7LJ470X04	1	43484747004R2
RN8075	C-R NET	RM7LJ680X04	1	43484768004R2
RN8076	C-R NET	RM7LJ680X04	1	43484768004R2
RN8077	C-R NET	RM7LJ680X04	1	43484768004R2
RN8078	C-R NET	RM7LJ680X04	1	43484768004R2
RN8079	C-R NET	RM7LJ680X04	1	43484768004R2
RN8080	C-R NET	RM7LJ680X04	1	43484768004R2
RN8081	C-R NET	RM7LJ680X04	1	43484768004R2
RN8082	C-R NET	RM7LJ680X04	1	43484768004R2
RN8083	C-R NET	RM7LJ680X04	1	43484768004R2
RN8087	C-R NET	RM7LJ103X04	1	43484710304R2
RN8088	C-R NET	RM7LJ103X04	1	43484710304R2
RN8089	C-R NET	RM7LJ000X04	1	43484700004R2
RN8091	C-R NET	RM7LJ000X04	1	43484700004R2
RN8093	C-R NET	RM7LJ000X04	1	43484700004R2
RN8095	C-R NET	RM7LJ000X04	1	43484700004R2
RN8097	C-R NET	RM7LJ000X04	1	43484700004R2
RN8099	C-R NET	RM7LJ000X04	1	43484700004R2
RN8703	C-R NET	RM7LJ680X04	1	43484768004R2
RN8704	C-R NET	RM7LJ680X04	1	43484768004R2
RN8705	C-R NET	RM7LJ680X04	1	43484768004R2
RN8706	C-R NET	RM7LJ680X04	1	43484768004R2
JL8002B	WIRE TRAP	NPLG-5P588	1	25055626
P2801B	SOCKET	NSCT-31P2124	1	25052227
P3805B	SOCKET	NSCT-10P1025	1	25051235
P8001	SOCKET	YKF45-7037V	1	25053253R3
P8002	SOCKET	YKF45-7037V	1	25053253R3
P8002A	SOCKET	NSCT-15P1030	1	25051240
P8051	SOCKET	YKF45-7037V	1	25053253R3
P8052	SOCKET	YKF45-7037V	1	25053253R3
P8099	WS CLAMP	CB-71683(L=50)	1	260261
P8302	SOCKET	YKF45-7037V	1	25053253R3
P8352	SOCKET	YKF45-7037V	1	25053253R3
P8702	SOCKET	NSCT-8P2471	1	25052574R2
P8704	SOCKET	NSCT-8P2471	1	25052574R2

REF. NO.	PART NAME	DESCRIPTION	Q'TY	PART NO. (SN)	REMARKS
U1	FRONTEND	HD RADIO MODULE	1	240160	
Q1	IC	TA48018AF(TE16L_NQ)	1	22278018DR2TO	
Q1 or	IC	BA18BC0FP	(1)	22278018DR2RH	
Q3	IC	NJM2903V	1	22241675R2	
Q4	IC	CS4344-CZZR	1	22242406R2	
Q6	IC	BA50BC0FP	1	22278005DR2RH	
Q7	IC	BA33BC0FP	1	22278033DR2RH	
Q8	IC	BD7820	1	22242300R2	
Q9	IC	NE5532APSR	1	22242283R2	
Q10	IC	NE5532APSR	1	22242283R2	
Q11	IC	XC6213B332MR	1	22242277R2	
L2	EMIFIL	BK1608LM182-T	1	230958R1	
L3	EMIFIL	BK1608LM182-T	1	230958R1	
L4	CHOKO COIL	NCH-1471	1	231237K022R2	
C1	VR C	CE04W10V-470M(VR)	1	394634717T	
C2	VR C	CE04W10V-470M(VR)	1	394634717T	
C3	C-CERA C	CK725F1H-104Z1	1	332151040R1	
C4	UTSP C	CE04W50V-10M(UTSP)	1	397581007T	
C7	VR C	CE04W10V-470M(VR)	1	394634717T	
C8	C-CERA C	CK725F1H-104Z1	1	332151040R1	
C9	UTSP C	CE04W50V-10M(UTSP)	1	397581007T	
C10	C-CERA C	CK725F1H-224Z1	1	332152240R1	
C11	C-CERA C	CK725F1H-104Z1	1	332151040R1	
C12	VR C	CE04W10V-470M(VR)	1	394634717T	
C13	C-CERA C	CK725F1H-104Z1	1	332151040R1	
C14	VR C	CE04W10V-470M(VR)	1	394634717T	
C15	C-CERA C	CK725F1H-104Z1	1	332151040R1	
C16	C-CERA C	CK725F1H-104Z1	1	332151040R1	
C17	C-CERA C	CK725F1H-104Z1	1	332151040R1	
C18	VR C	CE04W16V-100M(VR)	1	394641017T	
C19	UTSP C	CE04W50V-10M(UTSP)	1	397581007T	
C20	C-CERA C	CK732B1A-105K	1	337361055R2	
C22	C-CERA C	CC725CH1H-102J1	1	342101024R1	
C23	C-CERA C	CC725CH1H-102J1	1	342101024R1	
C24	C-CERA C	CC725CH1H-102J1	1	342101024R1	
C25	C-CERA C	CC725CH1H-102J1	1	342101024R1	
C26	UTSP C	CE04W50V-10M(UTSP)	1	397581007T	
C27	UTSP C	CE04W50V-10M(UTSP)	1	397581007T	
R1	C-CARBON R	RN72K1J-682JE	1	435036824R1	
R2	C-CARBON R	RN72K1J-101JE	1	435031014R1	
R3	C-CARBON R	RN72K1J-105JE	1	435031054R1	
R4	C-CARBON R	RN72K1J-101JE	1	435031014R1	
R5	TRIM R	N06HR2KBB	1	5211402T	
R6	C-CARBON R	RN72K1J-103JE	1	435031034R1	

R7	C-CARBON R	RN72K1J-101JE	1	435031014R1
R8	C-CARBON R	RN72K1J-101JE	1	435031014R1
R10	C-CARBON R	RN72K1J-000JE	1	435030004R1
R11	C-CARBON R	RN72K1J-222JE	1	435032224R1
R12	C-CARBON R	RN72K1J-222JE	1	435032224R1
R13	TRIM R	N06HR2KBB	1	5211402T
R14	C-CARBON R	RN72K1J-103JE	1	435031034R1
R15	C-CARBON R	RN72K1J-470JE	1	435034704R1
R16	C-CARBON R	RN72K1J-472JE	1	435034724R1
R17	C-CARBON R	RN72K1J-472JE	1	435034724R1
R18	C-CARBON R	RN72K1J-000JE	1	435030004R1
R19	C-CARBON R	RN72K1J-470JE	1	435034704R1
R20	C-CARBON R	RN72K1J-105JE	1	435031054R1
R21	C-CARBON R	RN72K1J-562JE	1	435035624R1
R22	C-CARBON R	RN72K1J-471JE	1	435034714R1
R23	C-CARBON R	RN72K1J-470JE	1	435034704R1
R24	C-CARBON R	RN72K1J-470JE	1	435034704R1
R25	C-CARBON R	RN72K1J-000JE	1	435030004R1
R26	C-CARBON R	RN72K1J-000JE	1	435030004R1
R27	C-CARBON R	RN72K1J-273JE	1	435032734R1
R28	C-CARBON R	RN72K1J-393JE	1	435033934R1
R29	C-CARBON R	RN72K1J-273JE	1	435032734R1
R30	C-CARBON R	RN72K1J-220JE	1	435032204R1
R31	C-CARBON R	RN72K1J-220JE	1	435032204R1
R33	C-CARBON R	RN72K1J-220JE	1	435032204R1
R34	C-CARBON R	RN72K1J-000JE	1	435030004R1
R35	C-CARBON R	RN72K1J-000JE	1	435030004R1
R38	C-CARBON R	RN72K1J-222JE	1	435032224R1
R39	C-CARBON R	RN72K1J-222JE	1	435032224R1
R40	C-CARBON R	RN72K1J-222JE	1	435032224R1
R41	C-CARBON R	RN72K1J-222JE	1	435032224R1
R42	C-CARBON R	RN72K1J-104JE	1	435031044R1
R43	C-CARBON R	RN72K1J-104JE	1	435031044R1
R44	C-CARBON R	RN72K1J-122JE	1	435031224R1
R45	C-CARBON R	RN72K1J-122JE	1	435031224R1
R46	C-CARBON R	RN72K1J-332JE	1	435033324R1
R47	C-CARBON R	RN72K1J-332JE	1	435033324R1
R48	C-CARBON R	RN72K1J-822JE	1	435038224R1
R49	C-CARBON R	RN72K1J-822JE	1	435038224R1
R50	C-CARBON R	RN72K1J-682JE	1	435036824R1
R51	C-CARBON R	RN72K1J-682JE	1	435036824R1
R52	METAL O R	RS1/2WBJ-10	1	443521004T
R53	METAL R	RNU1WCJ-1	1	453630104T
R54	METAL R	RNU1WCJ-1	1	453630104T
A3	TAPE	TAPE(CLOTH-16U)	1	29110083

P1	TRM	NTM-4PDML401	1	25060473	
P101A	SOCKET	NSCT-13P2106	1	25052209	
P5	PLUG	NPLG-4P118	1	25055134	

**U44 LAN PC BOARD (NALAN-9121-1A)**

REF. NO.	PART NAME	DESCRIPTION	Q'TY	PART NO. (SN)	REMARKS
Q200	IC	R5S70900BGV	1	22242460R3	
Q201	IC	IS24C04A-2ZLI	1	22242456R2	
Q202	IC	NE5532APSR	1	22242283R2	
Q203	IC	NE5532APSR	1	22242283R2	
Q204	IC	CS4344-CZZR	1	22242406R2	
Q205	IC	S-817A33ANB-CUWT2G	1	22242451R2	
Q206	IC	ENVY24MT-G	1	22242233R3	
Q207	IC	IS24C04A-2ZLI	1	22242456R2	
Q208	IC	R1232D121B-TR-F	1	22242431R2	
Q209	IC	M93C46-WDW6TP	1	22242430R2	
Q210	TR	2SB1197K-Q	1	2217353R2	
Q210 or	TR	2SB1197K-R	(1)	2217354R2	
Q211	IC	RTL8100CL-LF	1	22242432R3	
Q212	IC(NETWORK MEMORY)	M29W128FL70N6E(0268)	1	222W0073R302684	
Q213	IC	K4M563233G-HN75	1	---	NSP
Q213 or	IC	IS42S32800B-7BL	(1)	---	NSP
Q214	IC	K4M563233G-HN75	1	---	NSP
Q214 or	IC	IS42S32800B-7BL	(1)	---	NSP
Q215	IC	CDCVF2505PWR	1	22242426R2	
Q216	IC	CY22393FXCT-01	1	22242427R2	
L200	EMIFIL	BLM15PG100SN1	1	230995R1	
L201	EMIFIL	BLM15PG100SN1	1	230995R1	
L202	EMIFIL	BLM15AG601SN1	1	230994R1	
L203	EMIFIL	BLM15AG601SN1	1	230994R1	
L204	EMIFIL	BLM15AG601SN1	1	230994R1	
L205	EMIFIL	BLM15AG102SN1	1	230993R1	
L206	CHOKE COIL	CDRH4D28-4R7NC	1	231376P047R2	
L207	EMIFIL	BLM15PG100SN1	1	230995R1	
L208	EMIFIL	BLM15AG102SN1	1	230993R1	
L209	EMIFIL	BLM15AG102SN1	1	230993R1	
L210	EMIFIL	BLM15AG102SN1	1	230993R1	
L211	EMIFIL	BLM15AG102SN1	1	230993R1	
L212	EMIFIL	BLM15AG102SN1	1	230993R1	
L213	EMIFIL	BLM15PG100SN1	1	230995R1	
L214	EMIFIL	BLM15PG100SN1	1	230995R1	
L215	EMIFIL	BLM15PG100SN1	1	230995R1	
L216	EMIFIL	BLM15PG100SN1	1	230995R1	
L217	EMIFIL	BLM15PG100SN1	1	230995R1	

X200	CRYSTAL	FCX03-22.579MHz	1	3010390R2
X201	CRYSTAL	FCX-03 49.152M15PPM	1	3010403R2
X202	CRYSTAL	FCX-03 50PPM(25MHz)	1	3010387R2
X203	CRYSTAL	FCX-03-27MHz	1	3010353R2
C200	CHIP TANTAL	TCSCS1C106MAAR	1	396541007R2
C201	C-CERA C	CK725B1C-104K0	1	332011045R1
C202	C-CERA C	CK725B1C-104K0	1	332011045R1
C203	C-CERA C	CK725B1C-104K0	1	332011045R1
C205	C-CERA C	CK725B1C-104K0	1	332011045R1
C206	C-CERA C	CK725B1C-104K0	1	332011045R1
C207	C-CERA C	CK725B1C-104K0	1	332011045R1
C208	C-CERA C	CK725B1C-104K0	1	332011045R1
C209	C-CERA C	CK725B1C-104K0	1	332011045R1
C210	C-CERA C	CK725B1C-104K0	1	332011045R1
C211	C-CERA C	CK725B1C-104K0	1	332011045R1
C212	C-CERA C	CC725CH1H-080D0	1	342030802R1
C213	C-CERA C	CC725CH1H-080D0	1	342030802R1
C214	C-CERA C	CC725CH1H-050C0	1	342030501R1
C215	C-CERA C	CC725CH1H-050C0	1	342030501R1
C216	CHIP TANTAL	TCSCS1C106MAAR	1	396541007R2
C218	C-CERA C	CK725B1C-104K0	1	332011045R1
C219	C-CERA C	CK725B1C-104K0	1	332011045R1
C221	C-CERA C	CK725B1C-104K0	1	332011045R1
C222	CHIP ELECT C	CEWX16V-10M	1	398141007R2
C223	C-CERA C	CC725CH1E-821J0	1	342028214R1
C224	C-CERA C	CC725CH1E-821J0	1	342028214R1
C225	CHIP ELECT C	CEWX16V-10M	1	398141007R2
C226	C-CERA C	CC725CH1E-821J0	1	342028214R1
C227	C-CERA C	CC725CH1E-821J0	1	342028214R1
C228	CHIP TANTAL	TCSCS1C106MAAR	1	396541007R2
C229	C-CERA C	CK725B1C-104K0	1	332011045R1
C230	CHIP TANTAL	TCSCS1C106MAAR	1	396541007R2
C231	CHIP ELECT C	CEWX16V-100M	1	398141017R2
C232	C-CERA C	CK725B1C-104K0	1	332011045R1
C233	C-CERA C	CK725B1C-104K0	1	332011045R1
C234	CHIP TANTAL	TCSCS1C106MAAR	1	396541007R2
C235	C-CERA C	CK725B1C-104K0	1	332011045R1
C236	C-CERA C	CK725B1C-104K0	1	332011045R1
C237	C-CERA C	CK725B1C-104K0	1	332011045R1
C238	C-CERA C	CK725B1C-104K0	1	332011045R1
C239	C-CERA C	CK725B1C-104K0	1	332011045R1
C240	C-CERA C	CK725B1C-104K0	1	332011045R1
C241	C-CERA C	CK725B1C-104K0	1	332011045R1
C242	C-CERA C	CK725B1C-104K0	1	332011045R1
C243	C-CERA C	CK725B1C-104K0	1	332011045R1

C244	C-CERA C	CK725B1C-104K0	1	332011045R1
C245	CHIP TANTAL	TCSCS1C106MAAR	1	396541007R2
C246	CHIP TANTAL	TCSCS1C106MAAR	1	396541007R2
C247	C-CERA C	CK725B0J-106K	1	332091065R2
C248	C-CERA C	CK725B0J-106K	1	332091065R2
C255	C-CERA C	CK725B1C-104K0	1	332011045R1
C256	CHIP TANTAL	TCSCS1C106MAAR	1	396541007R2
C257	C-CERA C	CC725CH1H-050C0	1	342030501R1
C258	C-CERA C	CC725CH1H-050C0	1	342030501R1
C259	C-CERA C	CK725B1C-104K0	1	332011045R1
C260	CHIP TANTAL	TCSCS1C106MAAR	1	396541007R2
C261	C-CERA C	CK725B1C-104K0	1	332011045R1
C263	C-CERA C	CK725B1C-104K0	1	332011045R1
C264	C-CERA C	CK725B1C-104K0	1	332011045R1
C265	C-CERA C	CK725B1C-104K0	1	332011045R1
C266	C-CERA C	CK725B1C-104K0	1	332011045R1
C267	C-CERA C	CK725B1C-104K0	1	332011045R1
C268	C-CERA C	CK725B1C-104K0	1	332011045R1
C269	C-CERA C	CK725B1C-104K0	1	332011045R1
C270	C-CERA C	CK725B1C-104K0	1	332011045R1
C271	C-CERA C	CK725B1C-104K0	1	332011045R1
C272	C-CERA C	CK725B1C-104K0	1	332011045R1
C273	C-CERA C	CK725B1C-104K0	1	332011045R1
C274	C-CERA C	CK725B1C-104K0	1	332011045R1
C275	C-CERA C	CK725B1C-104K0	1	332011045R1
C276	C-CERA C	CK725B1C-104K0	1	332011045R1
C277	C-CERA C	CK725B1C-104K0	1	332011045R1
C278	C-CERA C	CK725B1C-104K0	1	332011045R1
C279	C-CERA C	CK725B1C-104K0	1	332011045R1
C280	C-CERA C	CK725B1C-104K0	1	332011045R1
C281	C-CERA C	CK725B1C-104K0	1	332011045R1
C282	C-CERA C	CK725B1C-104K0	1	332011045R1
C283	C-CERA C	CK725B1C-104K0	1	332011045R1
C284	C-CERA C	CK725B1C-104K0	1	332011045R1
C285	C-CERA C	CK725B1C-104K0	1	332011045R1
C286	C-CERA C	CK725B1C-104K0	1	332011045R1
C287	C-CERA C	CK725B1C-104K0	1	332011045R1
C288	C-CERA C	CK725B1C-104K0	1	332011045R1
C289	C-CERA C	CK725B1C-104K0	1	332011045R1
C290	C-CERA C	CK725B1C-104K0	1	332011045R1
C291	C-CERA C	CK725B1C-104K0	1	332011045R1
C292	C-CERA C	CK725B1C-104K0	1	332011045R1
C293	C-CERA C	CK725B1C-104K0	1	332011045R1
C294	C-CERA C	CK725B1C-104K0	1	332011045R1
C295	C-CERA C	CK725B1C-104K0	1	332011045R1

C296	C-CERA C	CK725B1C-104K0	1	332011045R1
C297	C-CERA C	CK725B1C-104K0	1	332011045R1
C298	C-CERA C	CC725CH1H-102J0	1	342021024R1
C299	C-CERA C	CC725CH1H-102J0	1	342021024R1
C300	C-CERA C	CC725CH1H-102J0	1	342021024R1
C301	C-CERA C	CC725CH1H-102J0	1	342021024R1
C302	C-CERA C	CC725CH1H-102J0	1	342021024R1
C303	C-CERA C	CC725CH1H-102J0	1	342021024R1
C304	C-CERA C	CK725B1C-104K0	1	332011045R1
C305	C-CERA C	CK725B1C-104K0	1	332011045R1
C306	C-CERA C	CK725B1C-104K0	1	332011045R1
C307	C-CERA C	CK725B1C-104K0	1	332011045R1
C308	C-CERA C	CK725B1C-104K0	1	332011045R1
C309	C-CERA C	CK725B1C-104K0	1	332011045R1
C310	C-CERA C	CK725B1C-104K0	1	332011045R1
C311	C-CERA C	CK725B1C-104K0	1	332011045R1
C312	C-CERA C	CK725B0J-106K	1	332091065R2
C313	C-CERA C	CK725B1C-104K0	1	332011045R1
C314	C-CERA C	CC725CH1H-102J0	1	342021024R1
C315	C-CERA C	CC725CH1H-102J0	1	342021024R1
C316	C-CERA C	CC725CH1H-102J0	1	342021024R1
C317	C-CERA C	CC725CH1H-102J0	1	342021024R1
C318	C-CERA C	CC725CH1H-102J0	1	342021024R1
C319	C-CERA C	CC725CH1H-102J0	1	342021024R1
C320	C-CERA C	CC725CH1H-102J0	1	342021024R1
C321	C-CERA C	CC725CH1H-102J0	1	342021024R1
C322	C-CERA C	CC725CH1H-102J0	1	342021024R1
C323	C-CERA C	CC725CH1H-102J0	1	342021024R1
C324	C-CERA C	CC725CH1H-102J0	1	342021024R1
C325	C-CERA C	CC725CH1H-102J0	1	342021024R1
C326	C-CERA C	CC725CH1H-102J0	1	342021024R1
C327	C-CERA C	CC725CH1H-102J0	1	342021024R1
C328	C-CERA C	CC725CH1H-102J0	1	342021024R1
C329	C-CERA C	CC725CH1H-102J0	1	342021024R1
C330	C-CERA C	CK725B0J-106K	1	332091065R2
C331	C-CERA C	CK725B1C-104K0	1	332011045R1
C332	CHIP TANTAL	TCSCS1C106MAAR	1	396541007R2
C333	CHIP TANTAL	TCSCS1C106MAAR	1	396541007R2
C334	C-CERA C	CK725B0J-106K	1	332091065R2
C335	C-CERA C	CK725B0J-106K	1	332091065R2
C340	CHIP TANTAL	TCSCS1C106MAAR	1	396541007R2
C341	CHIP TANTAL	TCSCS1C106MAAR	1	396541007R2
C342	C-CERA C	CK725B0J-106K	1	332091065R2
C343	C-CERA C	CK725B0J-106K	1	332091065R2
C350	C-CERA C	CC725CH1H-102J0	1	342021024R1

C351	C-CERA C	CC725CH1H-102J0	1	342021024R1
C352	C-CERA C	CC725CH1H-102J0	1	342021024R1
C353	C-CERA C	CC725CH1H-102J0	1	342021024R1
C354	C-CERA C	CC725CH1H-102J0	1	342021024R1
C355	C-CERA C	CC725CH1H-102J0	1	342021024R1
C365	C-CERA C	CC725CH1H-102J0	1	342021024R1
C366	C-CERA C	CC725CH1H-102J0	1	342021024R1
C368	C-CERA C	CC725CH1H-102J0	1	342021024R1
C369	C-CERA C	CC725CH1H-102J0	1	342021024R1
C400	CHIP ELECT C	CEWX25V-100M	1	398151017R2
C413	C-CERA C	CK725B0J-106K	1	332091065R2
C414	CHIP TANTAL	TCSCS1C106MAAR	1	396541007R2
C415	C-CERA C	CK725B1C-104K0	1	332011045R1
C416	C-CERA C	CK725B1C-104K0	1	332011045R1
C417	C-CERA C	CK725B1E-103K0	1	332021035R1
C418	C-CERA C	CK725B1E-103K0	1	332021035R1
C420	C-CERA C	CK725B1C-104K0	1	332011045R1
C421	CHIP TANTAL	TCSCS1C106MAAR	1	396541007R2
C422	C-CERA C	CK725B1C-104K0	1	332011045R1
C423	C-CERA C	CK725B1C-104K0	1	332011045R1
C424	C-CERA C	CK725B1C-104K0	1	332011045R1
C425	C-CERA C	CK725B1C-104K0	1	332011045R1
C426	C-CERA C	CK725B1C-104K0	1	332011045R1
C427	C-CERA C	CK725B1C-104K0	1	332011045R1
C428	C-CERA C	CK725B1C-104K0	1	332011045R1
C429	C-CERA C	CK725B1C-104K0	1	332011045R1
C430	CHIP TANTAL	TCSCS1C106MAAR	1	396541007R2
C431	C-CERA C	CK725B0J-106K	1	332091065R2
C432	C-CERA C	CK725B0J-106K	1	332091065R2
C433	CHIP TANTAL	TCSCS1C106MAAR	1	396541007R2
C434	C-CERA C	CK725B0J-106K	1	332091065R2
C435	C-CERA C	CK725B1C-104K0	1	332011045R1
C436	C-CERA C	CK725B1C-104K0	1	332011045R1
C437	C-CERA C	CK725B1C-104K0	1	332011045R1
C438	C-CERA C	CK725B1C-104K0	1	332011045R1
C439	C-CERA C	CK725B1C-104K0	1	332011045R1
C440	C-CERA C	CK725B1C-104K0	1	332011045R1
C441	C-CERA C	CK725B1C-104K0	1	332011045R1
C449	C-CERA C	CK725B1C-104K0	1	332011045R1
C450	CHIP TANTAL	TCSCS1C106MAAR	1	396541007R2
C451	C-CERA C	CK725B1C-104K0	1	332011045R1
C452	C-CERA C	CK725B1C-104K0	1	332011045R1
C453	C-CERA C	CK725B1C-104K0	1	332011045R1
C454	C-CERA C	CK725B1C-104K0	1	332011045R1
C455	C-CERA C	CK725B1C-104K0	1	332011045R1

C456	C-CERA C	CK725B1C-104K0	1	332011045R1
C457	C-CERA C	CK725B1C-104K0	1	332011045R1
C458	C-CERA C	CK725B1C-104K0	1	332011045R1
C459	C-CERA C	CK725B1C-104K0	1	332011045R1
C460	C-CERA C	CK725B1C-104K0	1	332011045R1
C461	C-CERA C	CK725B1C-104K0	1	332011045R1
C462	C-CERA C	CK725B1C-104K0	1	332011045R1
C463	C-CERA C	CK725B1C-104K0	1	332011045R1
C464	C-CERA C	CK725B1C-104K0	1	332011045R1
C465	C-CERA C	CK725B1C-104K0	1	332011045R1
C466	C-CERA C	CK725B1C-104K0	1	332011045R1
C467	C-CERA C	CK725B1C-104K0	1	332011045R1
C468	C-CERA C	CK725B1C-104K0	1	332011045R1
C469	C-CERA C	CK725B1C-104K0	1	332011045R1
C470	C-CERA C	CK725B1C-104K0	1	332011045R1
C471	C-CERA C	CK725B1C-104K0	1	332011045R1
C472	C-CERA C	CK725B1C-104K0	1	332011045R1
C473	C-CERA C	CK725B1C-104K0	1	332011045R1
C474	C-CERA C	CK725B1C-104K0	1	332011045R1
C475	C-CERA C	CK725B1C-104K0	1	332011045R1
C476	C-CERA C	CK725B1C-104K0	1	332011045R1
C477	CHIP TANTAL	TCSCS1C106MAAR	1	396541007R2
C478	CHIP TANTAL	TCSCS1C106MAAR	1	396541007R2
C479	C-CERA C	CK725B0J-106K	1	332091065R2
C480	C-CERA C	CK725B0J-106K	1	332091065R2
C490	CHIP TANTAL	TCSCS1C106MAAR	1	396541007R2
C491	CHIP TANTAL	TCSCS1C106MAAR	1	396541007R2
C492	C-CERA C	CK725B0J-106K	1	332091065R2
C493	C-CERA C	CK725B0J-106K	1	332091065R2
C497	C-CERA C	CK725B1C-104K0	1	332011045R1
C498	C-CERA C	CK725B1C-104K0	1	332011045R1
C499	C-CERA C	CK725B1C-104K0	1	332011045R1
C506	CHIP TANTAL	TCSCS1C106MAAR	1	396541007R2
C507	C-CERA C	CK725B1C-104K0	1	332011045R1
C510	CHIP TANTAL	TCSCS1C476MDAR	1	396544707R2
C511	C-CERA C	CK725B1C-104K0	1	332011045R1
C512	CHIP TANTAL	TCSCS1C106MAAR	1	396541007R2
C513	C-CERA C	CK725B1C-104K0	1	332011045R1
C514	C-CERA C	CK725B0J-106K	1	332091065R2
C515	CHIP TANTAL	TCSCS1A476MBAR	1	396534707R2
C516	CHIP ELECT C	CEWX6.3V-100M	1	398121017R2
C517	CHIP ELECT C	CEWX16V-100M	1	398141017R2
C518	CHIP ELECT C	CEWX16V-100M	1	398141017R2
C519	C-CERA C	CK725B0J-106K	1	332091065R2
C520	C-CERA C	CK725B0J-106K	1	332091065R2

C521	C-CERA C	CK725B0J-106K	1	332091065R2
C522	C-CERA C	CK725B0J-106K	1	332091065R2
C528	C-CERA C	CK725B1C-104K0	1	332011045R1
C532	C-CERA C	CK725B1C-104K0	1	332011045R1
C533	CHIP TANTAL	TCSCS1C226MBAR	1	396542207R2
C534	C-CERA C	CK725F1A-105Z1	1	332181050R1
C535	C-CERA C	CK725F1A-105Z1	1	332181050R1
R200	C-CARBON R	RN72K1J-103JE0	1	435011034R1
R201	C-CARBON R	RN72K1J-000JE0	1	435010004R1
R202	C-CARBON R	RN72K1J-562JE0	1	435015624R1
R203	C-CARBON R	RN72K1J-562DE0	1	435015621R1
R204	C-CARBON R	RN72K1J-331JE0	1	435013314R1
R205	C-CARBON R	RN72K1J-331JE0	1	435013314R1
R206	C-CARBON R	RN72K1J-105JE0	1	435011054R1
R207	C-CARBON R	RN72K1J-105JE0	1	435011054R1
R208	C-CARBON R	RN72K1J-472JE0	1	435014724R1
R209	C-CARBON R	RN72K1J-472JE0	1	435014724R1
R210	C-CARBON R	RN72K1J-470JE0	1	435014704R1
R211	C-CARBON R	RN72K1J-332JE0	1	435013324R1
R212	C-CARBON R	RN72K1J-222JE0	1	435012224R1
R213	C-CARBON R	RN72K1J-000JE0	1	435010004R1
R214	C-CARBON R	RN72K1J-152JE0	1	435011524R1
R215	C-CARBON R	RN72K1J-182JE0	1	435011824R1
R216	C-CARBON R	RN72K1J-104JE0	1	435011044R1
R217	C-CARBON R	RN72K1J-223JE0	1	435012234R1
R218	C-CARBON R	RN72K1J-332JE0	1	435013324R1
R219	C-CARBON R	RN72K1J-222JE0	1	435012224R1
R220	C-CARBON R	RN72K1J-470JE0	1	435014704R1
R221	C-CARBON R	RN72K1J-470JE0	1	435014704R1
R222	C-CARBON R	RN72K1J-470JE0	1	435014704R1
R223	C-CARBON R	RN72K1J-470JE0	1	435014704R1
R224	C-CARBON R	RN72K1J-152JE0	1	435011524R1
R225	C-CARBON R	RN72K1J-182JE0	1	435011824R1
R226	C-CARBON R	RN72K1J-104JE0	1	435011044R1
R227	C-CARBON R	RN72K1J-223JE0	1	435012234R1
R228	C-CARBON R	RN72K1J-000JE0	1	435010004R1
R229	C-CARBON R	RN72K1J-000JE0	1	435010004R1
R232	C-CARBON R	RN72K1J-472JE0	1	435014724R1
R233	C-CARBON R	RN72K1J-472JE0	1	435014724R1
R235	C-CARBON R	RN72K1J-105JE0	1	435011054R1
R236	C-R NET	RM7LJ470X04	1	43484747004R2
R237	C-R NET	RM7LJ470X04	1	43484747004R2
R238	C-CARBON R	RN72K1J-470JE0	1	435014704R1
R239	C-R NET	RM7LJ470X04	1	43484747004R2
R240	C-R NET	RM7LJ470X04	1	43484747004R2

R241	C-CARBON R	RN72K1J-103JE0	1	435011034R1
R242	C-CARBON R	RN72K1J-103JE0	1	435011034R1
R243	C-R NET	RM7LJ470X04	1	43484747004R2
R244	C-R NET	RM7LJ470X04	1	43484747004R2
R245	C-CARBON R	RN72K1J-102JE0	1	435011024R1
R246	C-CARBON R	RN72K1J-104JE0	1	435011044R1
R247	C-CARBON R	RN72K1J-103JE0	1	435011034R1
R249	C-CARBON R	RN72K1J-104JE0	1	435011044R1
R251	C-CARBON R	RN72K1J-104JE0	1	435011044R1
R252	C-CARBON R	RN72K1J-104JE0	1	435011044R1
R253	C-CARBON R	RN72K1J-000JE0	1	435010004R1
R254	C-CARBON R	RN72K1J-000JE0	1	435010004R1
R255	C-CARBON R	RN72K1J-000JE0	1	435010004R1
R256	C-CARBON R	RN72K1J-000JE0	1	435010004R1
R258	C-CARBON R	RN72K1J-102JE0	1	435011024R1
R259	C-CARBON R	RN72K1J-470JE0	1	435014704R1
R260	C-CARBON R	RN72K1J-102JE0	1	435011024R1
R261	C-R NET	RM7LJ470X04	1	43484747004R2
R262	C-CARBON R	RN72K1J-102JE0	1	435011024R1
R263	C-CARBON R	RN72K1J-102JE0	1	435011024R1
R264	C-R NET	RM7LJ470X04	1	43484747004R2
R265	C-CARBON R	RN72K1J-102JE0	1	435011024R1
R266	C-CARBON R	RN72K1J-103JE0	1	435011034R1
R267	C-CARBON R	RN72K1J-103JE0	1	435011034R1
R268	C-CARBON R	RN72K1J-103JE0	1	435011034R1
R269	C-CARBON R	RN72K1J-103JE0	1	435011034R1
R271	C-CARBON R	RN72K1J-103JE0	1	435011034R1
R272	C-CARBON R	RN72K1J-103JE0	1	435011034R1
R273	C-R NET	RM7LJ470X04	1	43484747004R2
R274	C-CARBON R	RN72K1J-220JE0	1	435012204R1
R275	C-CARBON R	RN72K1J-103JE0	1	435011034R1
R276	C-CARBON R	RN72K1J-103JE0	1	435011034R1
R277	C-CARBON R	RN72K1J-102JE0	1	435011024R1
R279	C-CARBON R	RN72K1J-103JE0	1	435011034R1
R280	C-CARBON R	RN72K1J-103JE0	1	435011034R1
R286	C-CARBON R	RN72K1J-000JE0	1	435010004R1
R289	C-CARBON R	RN72K1J-103JE0	1	435011034R1
R290	C-CARBON R	RN72K1J-332JE0	1	435013324R1
R291	C-CARBON R	RN72K1J-471JE0	1	435014714R1
R292	C-CARBON R	RN72K1J-104JE0	1	435011044R1
R293	C-CARBON R	RN72K1J-104JE0	1	435011044R1
R294	C-CARBON R	RN72K1J-103JE0	1	435011034R1
R295	C-CARBON R	RN72K1J-103JE0	1	435011034R1
R296	C-CARBON R	RN72K1J-103JE0	1	435011034R1
R297	C-CARBON R	RN72K1J-103JE0	1	435011034R1

R298	C-CARBON R	RN72K1J-103JE0	1	435011034R1
R301	C-CARBON R	RN72K1J-103JE0	1	435011034R1
R302	C-CARBON R	MCR03EZPF49R9(49.9_1%)	1	4100037R2
R303	C-CARBON R	MCR03EZPF49R9(49.9_1%)	1	4100037R2
R304	C-CARBON R	MCR03EZPF49R9(49.9_1%)	1	4100037R2
R305	C-CARBON R	MCR03EZPF49R9(49.9_1%)	1	4100037R2
R306	C-CARBON R	RN72K1J-103JE0	1	435011034R1
R308	C-CARBON R	RN72K1J-000JE0	1	435010004R1
R315	C-CARBON R	RN72K1J-000JE0	1	435010004R1
R318	C-R NET	RM7LJ470X04	1	43484747004R2
R319	C-R NET	RM7LJ470X04	1	43484747004R2
R320	C-R NET	RM7LJ470X04	1	43484747004R2
R321	C-R NET	RM7LJ470X04	1	43484747004R2
R322	C-R NET	RM7LJ470X04	1	43484747004R2
R323	C-R NET	RM7LJ470X04	1	43484747004R2
R324	C-R NET	RM7LJ470X04	1	43484747004R2
R325	C-R NET	RM7LJ470X04	1	43484747004R2
R326	C-R NET	RM7LJ470X04	1	43484747004R2
R327	C-R NET	RM7LJ470X04	1	43484747004R2
R328	C-R NET	RM7LJ470X04	1	43484747004R2
R329	C-R NET	RM7LJ470X04	1	43484747004R2
R330	C-R NET	RM7LJ470X04	1	43484747004R2
R331	C-R NET	RM7LJ470X04	1	43484747004R2
R332	C-CARBON R	RN72K1J-103JE0	1	435011034R1
R333	C-R NET	RM7LJ470X04	1	43484747004R2
R334	C-R NET	RM7LJ470X04	1	43484747004R2
R335	C-R NET	RM7LJ470X04	1	43484747004R2
R336	C-R NET	RM7LJ470X04	1	43484747004R2
R337	C-R NET	RM7LJ470X04	1	43484747004R2
R338	C-R NET	RM7LJ470X04	1	43484747004R2
R339	C-CARBON R	RN72K1J-000JE0	1	435010004R1
R340	C-CARBON R	RN72K1J-470JE0	1	435014704R1
R341	C-CARBON R	RN72K1J-470JE0	1	435014704R1
R344	C-CARBON R	RN72K1J-471JE0	1	435014714R1
R345	C-CARBON R	RN72K1J-105JE0	1	435011054R1
R346	C-CARBON R	RN72K1J-103JE0	1	435011034R1
R347	C-CARBON R	RN72K1J-103JE0	1	435011034R1
R349	C-CARBON R	RN72K1J-470JE0	1	435014704R1
R351	C-CARBON R	RN72K1J-103JE0	1	435011034R1
R352	C-CARBON R	RN72K1J-470JE0	1	435014704R1
R353	C-CARBON R	RN72K1J-330JE0	1	435013304R1
R354	C-CARBON R	RN72K1J-562DE0	1	435015621R1
R356	C-CARBON R	RN72K1J-470JE0	1	435014704R1
R357	C-CARBON R	RN72K1J-000JE0	1	435010004R1
R359	C-CARBON R	RN72K1J-000JE0	1	435010004R1

R362	C-CARBON R	RN72K1J-000JE0	1	435010004R1
R369	C-CARBON R	RN72K1J-000JE0	1	435010004R1
R372	C-CARBON R	RN72K1J-000JE0	1	435010004R1
R373	C-CARBON R	RN72K1J-000JE0	1	435010004R1
R374	C-CARBON R	RN72K1J-000JE0	1	435010004R1
R376	C-CARBON R	RN72K1J-470JE0	1	435014704R1
R385	C-CARBON R	RN72K1J-000JE0	1	435010004R1
R390	C-CARBON R	RN72K1J-822JE	1	435038224R1
R391	C-CARBON R	RN72K1J-822JE	1	435038224R1
R392	C-CARBON R	RN72K1J-822JE	1	435038224R1
R393	C-CARBON R	RN72K1J-822JE	1	435038224R1
R394	C-CARBON R	RN72K1J-822JE	1	435038224R1
R395	C-CARBON R	RN72K1J-822JE	1	435038224R1
R396	C-CARBON R	RN72K1J-822JE	1	435038224R1
R397	C-CARBON R	RN72K1J-822JE	1	435038224R1
R398	C-CARBON R	RN72K1J-822JE	1	435038224R1
R399	C-CARBON R	RN72K1J-822JE	1	435038224R1
R400	C-CARBON R	RN72K1J-822JE	1	435038224R1
R401	C-CARBON R	RN72K1J-822JE0	1	435018224R1
R402	C-CARBON R	RN72K1J-822JE	1	435038224R1
R403	C-CARBON R	RN72K1J-822JE	1	435038224R1
R404	C-CARBON R	RN72K1J-822JE	1	435038224R1
R405	C-CARBON R	RN72K1J-822JE0	1	435018224R1
R406	C-CARBON R	RN72K1J-822JE	1	435038224R1
R407	C-CARBON R	RN72K1J-822JE	1	435038224R1
R408	C-CARBON R	RN72K1J-470JE0	1	435014704R1
R410	C-CARBON R	RN72K1J-153JE0	1	435011534R1
R411	C-CARBON R	RN72K1J-153JE0	1	435011534R1
R412	C-CARBON R	RN72K1J-223JE0	1	435012234R1
R413	C-CARBON R	RN72K1J-223JE0	1	435012234R1
R414	C-CARBON R	RN72K1J-000JE	1	435030004R1
R415	C-CARBON R	RN72K1J-000JE	1	435030004R1
R416	C-CARBON R	RN72K1J-000JE	1	435030004R1
R420	C-CARBON R	RN72K1J-153JE0	1	435011534R1
R421	C-CARBON R	RN72K1J-153JE0	1	435011534R1
R424	C-CARBON R	RN72K1J-000JE	1	435030004R1
R425	C-CARBON R	RN72K1J-000JE	1	435030004R1
R428	C-CARBON R	RN72K1J-220JE	1	435032204R1
R429	C-CARBON R	RN72K1J-220JE	1	435032204R1
R431	C-CARBON R	RN72K1J-000JE0	1	435010004R1
E200	TRM(SCREW)	NEJITANSI M3	1	25065425
E201	TRM(SCREW)	NEJITANSI M3	1	25065425
E202	TRM(SCREW)	NEJITANSI M3	1	25065425
E203	TRM(SCREW)	NEJITANSI M3	1	25065425
P200	SOCKET	J0026D21NL	1	25053250

P201A	PLUG	NPLG-4P917	1	25055964R2
P202A	PLUG	NPLG-6P919	1	25055966R2
P204A	PLUG	NPLG-5P918	1	25055965R2
P205A	SOCKET	NSCT-9P2472	1	25052575R2
P207	SOCKET	09FMN-SMT-A-TF	1	25052826R2
P208	SOCKET	NSCT-15P2478	1	25052581R2

TX-NR906/NA906

## PACKING PROCEDURE PARTS LIST

REF. NO.	PART NAME	DESCRIPTION	Q'TY	PART NO. (SN)	REMARKS
A600	SHEET	.	1	29095906	
A602	TAPE	(SEROHAN)NITTO NO.29	2	29110149	
A603	SHEET	T0.515*1300*900	1	29096066	
A604	POLY BAG	(W1020xD770)	1	29100253	
A608	PAD	AS	1	29092384A	
A610	CARTON	TXNR906MDC	1	29054920A	<DC, DD>
A610	CARTON	TXNR906MMP	1	29054921A	<MP, MT, DT>
A610	CARTON	TXNA906MMR	1	29054925A	<NA906>
A614a	UPC LABEL	TXNR906BDC	1	29390434	<DC>
A614a	UPC LABEL	TXNR906SDD	1	29390435	<DD>
A614a	EAN LABEL	TXNR906BMP	1	29390439	(B)<MP>
A614a	EAN LABEL	TXNR906SMP	1	29390440	(S)<MP>
A614a	EAN LABEL	TXNR906GDT	1	29390445	<DT>
A614a	EAN LABEL	TXNR906SMT	1	29390447	(S)<MT>
A614a	EAN LABEL	TXSR906GMT	1	29390448	(G)<MT>
A614a	EAN LABEL	TXNA906BMMR	1	29390631	(B)<NA906>
A614a	EAN LABEL	TXNA906GMR	1	29390450	(G)<NA906>
A616	LABEL	(APV)	1	29390190	<NA906>
A618	LABEL	(CHINA)	1	29390648	(B)<NA906>
A618	LABEL	(CHINA)	1	29390395	(G)<NA906>
A620	CARTON	(ACC)	1	29054470	
A622	PP TAPE	W50 SBT-70	1	29110200	
A624	STAPLE	FUKAN-BARI(1000KO)	4	282321	
A803	POLY BAG	w250xd350	1	29100250A	
A810	POLY BAG	w250xd350	1	29100250A	<DC, MP>
A819	INS MANUAL	U9(RC-687M-692M)	1	29344467	
A832	INS MANUAL	U3EnFrEs(XM/SIRIUS_876/906)	1	29344772	<DC, DD>
A833	INST SHEET	En(XM RADIO)	1	29355602	<DC, DD>
A834	INS MANUAL	En(TX-SR876/NR906)	1	29344753A	<NR906>
A835	INS MANUAL	En(QSS_TX-SR876/NR906)	1	29344760	
A836	INS MANUAL	Ct(TX-SR876/NR906)	1	29344757	<DT, MT>
A837	INS MANUAL	U2FrEs(TX-SR876/NR906)	1	29344754A	<DC, MP>
A838	INS MANUAL	U2ItDe(TX-SR876/NR906)	1	29344755	<MP>
A839	INS MANUAL	U2NISv(TX-SR876/NR906)	1	29344756	<MP>
A840	INS MANUAL	En(TX-SA876/NA906)	1	29344771	<NR906>
A841	INS MANUAL	Cs(TX-SA876/NA906)	1	29344758	<NA906>
A842	INS MANUAL	Cs(QSS_TX-SA876/NA906)	1	29344761	<NA906>
A843	ANT COIL	NMA-3064	1	232201	<NR906>
A844	BATTERY	R6/AA(UM-3)	3	3010194	
A844 or	BATTERY	R6/AA(UM-3)	( 3)	3010054	

A845	FM ANT AS	Type W	1	292191	<NR906>
A846	INST SHEET	U3(876RIHD)EnFrEs	1	29355725	<DC, DD>
A847	INST SHEET	En(876RIHD)notUS	1	29355726	<MP, MT, DT, NA906>
A848	POLY BAG	t0.1*70*100	1	29100217A	
A849	INST SHEET	U8(876RIHD)FrEsItDeNISvCtCs	1	29355727	<MP, MT, DT, NA906>
A852	LABEL	(SPCABLE)	1	29390189	
A854	HANDBILL	(DS-A2X)US	1	29380150	<DC, DD>
A854	HANDBILL	(DS-A2X)EU	1	29380151	<MP>
A856	WRNTY CARD	(ONKYO)	1	29365135	<DC, DD>
A856	WRNTY CARD	(ONKYO-CH)	1	29365098B	<NA906>
A866	INST SHEET	WEEE	1	29355537	<MP>
A874	INST SHEET	U2EnJa(SOFTWARENOTICE_905)	1	29355663A	
A876	INST SHEET	CHINA ROHS	1	29355616A	<NA906>
A877	INS MANUAL	Ru(TX-SR876/906)	1	29344865	<MP>
A880	HANDBILL	(SIRIUS)	1	29380149	<DC, DD>
A881	INST SHEET	En(I-RADIOSETUP)	1	29355666	
A882	INST SHEET	U8(I-RADIOSETUP)	1	29355667	
A890	REMO CON	RC-687M	1	24140687	
A891	MIC	MIC-7000	1	245044	
P901	AC CORD	AS-UC-2	1	253301VOL	!, <DC, DD>
P901	AC CORD	AS-CEE-3	1	253298VOL	!, <MP, MT>
P901	AC CORD	AS-CNS	1	253432VOL	!, <DT>
P901	AC CORD	AS-CCC	1	253358VOL	!, <NA906>

---

**ONKYO CORPORATION**

Sales & Product Planning Div. : 2-1, Nisshin-cho, Neyagawa-shi, OSAKA 572-8540, JAPAN  
Tel: 072-831-8023 Fax: 072-831-8124

**ONKYO U.S.A. CORPORATION**

18 Park Way, Upper Saddle River, N.J. 07458, U.S.A.  
Tel: 201-785-2600 Fax: 201-785-2650 <http://www.us.onkyo.com/>

**ONKYO EUROPE ELECTRONICS GmbH**

Liegnitzerstrasse 6, 82194 Groebenzell, GERMANY  
Tel: +49-8142-4401-0 Fax: +49-8142-4401-555 <http://www.eu.onkyo.com/>

**ONKYO EUROPE UK Office**

Suite 1, Gregories Court, Gregories Road, Beaconsfield, Buckinghamshire, HP9 1HQ  
UNITED KINGDOM Tel: +44-(0)1494-681515 Fax: +44(0)-1494-680452

**ONKYO CHINA LIMITED**

Units 2102-2107, Metroplaza Tower I, 223 Hing Fong Road, Kwai Chung,  
N.T., HONG KONG Tel: 852-2429-3118 Fax: 852-2428-9039  
<http://www.ch.onkyo.com/>

