

Service Manual

SR7002 /FN/N1B/N1S/U1B

AV Surround Receiver

PS7002 /K1G
AV Surround Amplifier

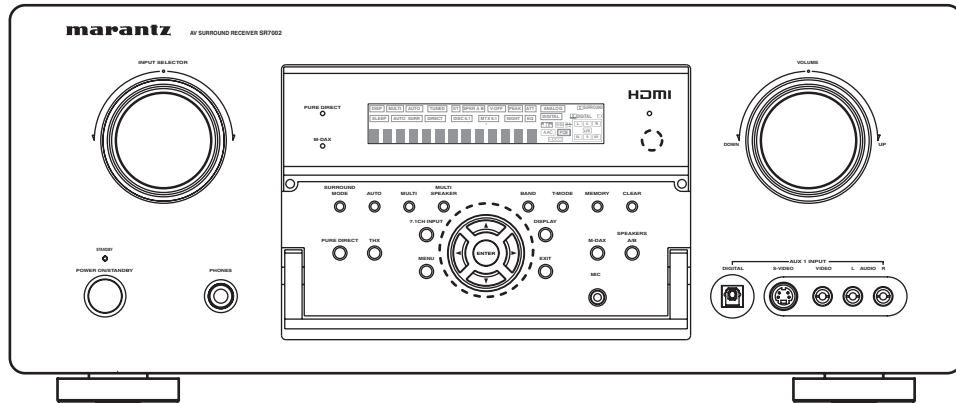


TABLE OF CONTENTS

SECTION	PAGE
1. TECHNICAL SPECIFICATIONS.....	1
2. TECHNICAL DESCRIPTION	5
3. POWER AMPLIFIER ADJUSTMENT	11
4. SERVICE MODE.....	12
5. SYSTEM ERROR.....	14
6. DUAL BACKUP MEMORY	18
7. UPDATE FIRMWARE.....	19
Mode 1: Update/Download MAIN CPU's software to internal Flash-ROM.....	20
Mode 2: Update/Download DSP's software to 32M Flash-ROM.....	25
Mode 3: Update/Download HDMI CPU's software to internal Flash-ROM.....	30
8. WIRING DIAGRAM	35
9. BLOCK DIAGRAM	39
10. SCHEMATIC DIAGRAM.....	43
11. PARTS LOCATION	75
12. EXPLODED VIEW AND PARTS LIST	109
13. MICROPROCESSOR AND IC DATA.....	115
14. ELECTRICAL PARTS LIST	155
15. ABOUT REPLACE THE MICROPROCESSOR WITH A NEW ONE.....	223

Please use this service manual with referring to the user guide (D.F.U.) without fail.
修理の際は、必ず取扱説明書を準備し操作方法を確認の上作業を行ってください。

marantz®

SR7002 / PS7002

Ver. 3

Please refer to the
MODIFICATION NOTICE.

MARANTZ DESIGN AND SERVICE

Using superior design and selected high grade components, **MARANTZ** company has created the ultimate in stereo sound. Only original **MARANTZ** parts can insure that your **MARANTZ** product will continue to perform to the specifications for which it is famous.

Parts for your **MARANTZ** equipment are generally available to our National Marantz Subsidiary or Agent.

ORDERING PARTS :

Parts can be ordered either by mail or by Fax.. In both cases, the correct part number has to be specified.

The following information must be supplied to eliminate delays in processing your order :

1. Complete address
2. Complete part numbers and quantities required
3. Description of parts
4. Model number for which part is required
5. Way of shipment
6. Signature : any order form or Fax. must be signed, otherwise such part order will be considered as null and void.

USA

MARANTZ AMERICA, INC
100 CORPORATE DRIVE
MAHWAH, NEW JERSEY 07430
USA

EUROPE / TRADING

D&M EUROPE B. V.
P. O. BOX 8744, BUILDING SILVERPOINT
BEEMDSTRAAT 11, 5653 MA EINDHOVEN
THE NETHERLANDS
PHONE : +31 - 40 - 2507844
FAX : +31 - 40 - 2507860

CANADA

D&M Canada Inc.
5-505 APPLE CREEK BLVD.
MARKHAM, ONTARIO L3R 5B1
CANADA
PHONE : 905 - 415 - 9292
FAX : 905 - 475 - 4159

JAPAN

D&M Holdings Inc.
D&M BUILDING, 2-1 NISSHIN-CHO,
KAWASAKI-KU, KAWASAKI-SHI,
KANAGAWA, 210-8569 JAPAN

株式会社 ディーアンドエムホールディングス

本 社 〒210-8569
神奈川県川崎市川崎区日進町2-1 D&Mビル



KOREA

D&M SALES AND MARKETING KOREA LTD.
CHUNG JIN B/D., #1001,
53-5, WONHYORO 3 GA, YONGSAN-GU,
SEOUL, 140-719, KOREA
PHONE : +82 - 2 - 323 - 2155
FAX : +82 - 2 - 323 - 2154


CHINA

D&M SALES AND MARKETING SHANGHAI LTD.
ROOM.808 SHANGHAI AIRPORT CITY TERMINAL
NO.1600 NANJING (WEST) ROAD, SHANGHAI,
CHINA. 200040
TEL : 021 - 6248 - 5151
FAX : 021 - 6248 - 4434

NOTE ON SAFETY :

Symbol  Fire or electrical shock hazard. Only original parts should be used to replaced any part marked with symbol . Any other component substitution (other than original type), may increase risk of fire or electrical shock hazard.

安全上の注意 :

がついている部品は、安全上重要な部品です。必ず指定されている部品番号のものを使用して下さい。

SHOCK, FIRE HAZARD SERVICE TEST :

CAUTION : After servicing this appliance and prior to returning to customer, measure the resistance between either primary AC cord connector pins (with unit NOT connected to AC mains and its Power switch ON), and the face or Front Panel of product and controls and chassis bottom.

Any resistance measurement less than 1 Megohms should cause unit to be repaired or corrected before AC power is applied, and verified before it is return to the user/customer.

Ref. UL Standard No. 60065.

In case of difficulties, do not hesitate to contact the Technical
Department at above mentioned address.

1. TECHNICAL SPECIFICATIONS

FM TUNER SECTION (Except PS7002)

Frequency Range..... 76.0 - 90.0 MHz [/F]
 87.5 - 108.0 MHz [/N]
 87.5 - 107.9 MHz [/U]
 Usable Sensitivity IHF 1.8 μ V/16.4 dBf
 Signal to Noise Ratio..... Mono/Stereo 75/70 dB
 Distortion..... Mono/Stereo 0.2/0.3 %
 Stereo Separation 1 kHz 45 dB
 Alternate Channel Selectivity \pm 300 kHz 60 dB [/F/N]
 \pm 400 kHz 60 dB [/U]
 Image Rejection 98 MHz 70 dB [/F/N]
 98.1 MHz 70 dB [/U]
 Tuner Output Level 1 kHz, \pm 75 kHz Dev 800 mV

AM TUNER SECTION (Except PS7002)

Frequency Range..... 531 - 1602 kHz [/F/N]
 530 - 1710 kHz [/U]
 Signal to Noise Ratio..... 50 dB
 Usable Sensitivity..... Loop 400 μ V [/F/N]
 Loop 500 μ V [/U]
 Distortion..... 400Hz, 30 % Mod. 0.5 %
 Selectivity..... \pm 20 kHz 70 dB

HDMI SECTION

Version 1.3a [INPUT]
 1.3a [OUTPUT]

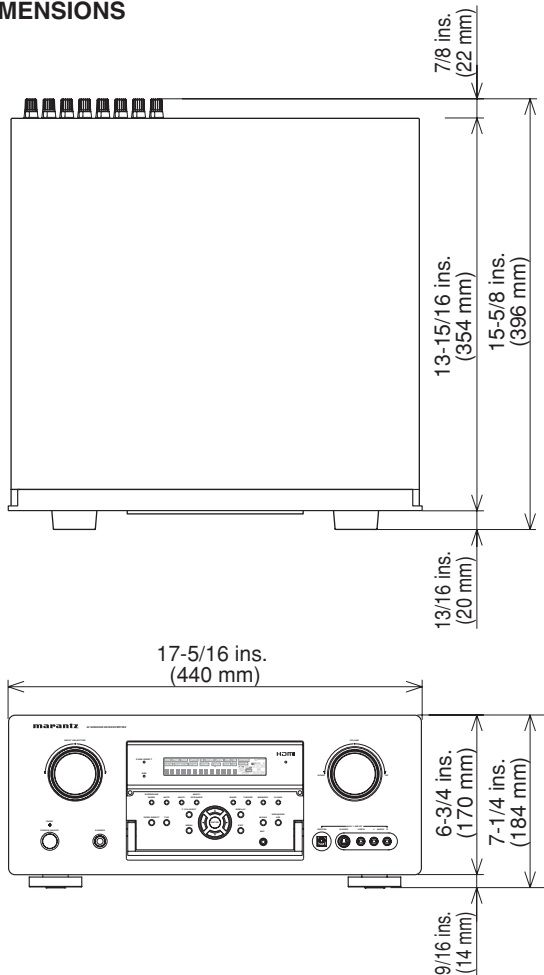
AUDIO SECTION

Power Output (20 Hz - 20 kHz/THD=0.08%)
 Front L&R 8 ohms 110 W/Ch
 Center 8 ohms 110 W/Ch
 Surround L&R 8 ohms 110 W/Ch
 Surround Back L&R..... 8 ohms 110 W/Ch
 Front L&R 6 ohms 140 W/Ch
 Center 6 ohms 140 W/Ch
 Surround L&R 6 ohms 140 W/Ch
 Surround Back L&R..... 6 ohms 140 W/Ch
 Input Sensitivity/Impedance 168 mV/47 kohms
 Signal to Noise Ratio
 Analog Input / Pure Direct..... 105 dB
 Frequency Response
 Analog Input / Pure Direct..... 8 Hz - 100 kHz (\pm 3 dB)
 Digital Input / 96 kHz PCM..... 8 Hz - 45 kHz (\pm 3 dB)

VIDEO SECTION

Television Format NTSC/PAL
 Input Level/Impedance 1 Vp-p/75 ohms
 Output Level/Impedance 1 Vp-p/75 ohms
 Video Frequency Response 5 Hz to 8 MHz (- 1 dB)
 Video Frequency (Component) 5 Hz to 80 MHz (- 1 dB)
 S/N..... 60 dB

DIMENSIONS




GENERAL

Power Requirement AC 100 V 50/60 Hz [/F]
 AC 220 V 50 Hz [/K]
 AC 230 V 50/60 Hz [/N]
 AC 120 V 60 Hz [/U]
 Power Consumption 770 W [/F/K/N]
 6.5 A [/U]
 Weight 15.0 kg (33.1 lbs)

ACCESSORIES

Remote Control Unit RC8001SR..... 1
 Remote Control Unit RC101 1
 AAA-size batteries 5
 Microphone 1
 FM Antenna (Except PS7002) 1
 AM Loop Antenna (Except PS7002) 1
 Front AUX Jack Cover 1
 AC cable 1



SURROUND MODE

This unit is equipped with many surround modes. These are provided to reproduce a variety of surround sound effects, according to the content of the source to be played.
The available surround modes may be restricted depending on the input signal and speaker setup.

The relationship between the selected surround mode and the input signal

The surround mode is selected with the surround mode selector on the unit or the remote controller. However, the sound you hear is subject to the relationship between the selected surround mode and the input signal. That relationship is as follows:

Surround Mode	Input Signal	Decoding	Output Channel					Front information display	
			L/R	C	SL SR	SBL SBR	SubW	Signal format indicators	Channel status
AUTO	Dolby Surr.EX	Dolby Digital EX	○	○	○	○	○	□ DIGITAL EX	L, C, R, SL, SR, S, LFE
	Dolby D (5.1ch)	Dolby Digital 5.1	○	○	○	-	○	□ DIGITAL	L, C, R, SL, SR, LFE
	Dolby D (2ch)	Dolby Digital 2.0	○	-	-	-	○	□ DIGITAL	L, R
	Dolby D (2ch Surr)	Pro Logic IIx movie	○	○	○	○	○	□ DIGITAL □ SURROUND	L, R, S
	Dolby Digital Plus (5.1ch)	DolbyDigital +	○	○	○	-	○	□ DIGITAL	L, C, R, SL, SR, LFE
	Dolby Digital Plus (6.1ch)	DolbyDigital +	○	○	○	○	○	□ DIGITAL	L, C, R, SL, SR, S, LFE
	Dolby Digital Plus (7.1)	DolbyDigital +	○	○	○	○	○	□ DIGITAL	L, C, R, SL, SR, S, LFE
	Dolby TrueHD (5.1ch)	DolbyTrueHD	○	○	○	-	○	□ DIGITAL	Depend on speaker setup
	Dolby TrueHD (6.1ch)	DolbyTrueHD	○	○	○	○	○	□ DIGITAL	Depend on speaker setup
	Dolby TrueHD (7.1ch)	DolbyTrueHD	○	○	○	○	○	□ DIGITAL	Depend on speaker setup
	DTS-ES	DTS-ES	○	○	○	○	○	dtS, ES	L, C, R, SL, SR, S, LFE
	DTS 96/24	DTS-96/24	○	○	○	-	○	dtS 96/24	L, C, R, SL, SR, LFE
	DTS (5.1ch)	DTS 5.1	○	○	○	-	○	dtS	L, C, R, SL, SR, LFE
	DTS-HD (5.1)	DTS-HD	○	○	○	-	○	dtS	L, C, R, SL, SR, LFE
	DTS-HD (6.1)	DTS-HD	○	○	○	○	○	dtS	L, C, R, SL, SR, S, LFE
	DTS-HD (7.1)	DTS-HD	○	○	○	○	○	dtS	L, C, R, SL, SR, S, LFE
	Multi Ch-PCM	Multi Ch-PCM	○	○	○	-	○	PCM	L, C, R, SL, SR, LFE
	Multi Ch-PCM 96kHz	Multi Ch-PCM 96kHz	○	○	○	-	○	PCM	L, C, R, SL, SR, LFE
	SA-CD (5.1ch)	Multi Ch-PCM	○	○	○	-	○	DSD	L, C, R, SL, SR, LFE
	SA-CD (2ch)	PCM (Stereo)	○	-	-	-	○	DSD	L, R
	PCM (Audio)	PCM (Stereo)	○	-	-	-	○	PCM	L, R
	PCM 96kHz	PCM (Stereo 96kHz)	○	-	-	-	○	PCM	L, R
	HDCD	HDCD	○	-	-	-	○	PCM, HDCD	L, R
Analog	Stereo	○	-	-	-	○	ANALOG	-	
7.1ch input	Multi Ch	○	○	○	○	○	ANALOG	-	
SOURCE DIRECT PURE DIRECT	Dolby Surr.EX	Dolby Digital EX	○	○	○	○	○	□ DIGITAL EX	L, C, R, SL, SR, S, LFE
	Dolby D (5.1ch)	Dolby Digital 5.1	○	○	○	-	○	□ DIGITAL	L, C, R, SL, SR, LFE
	Dolby D (2ch)	Dolby Digital 2.0	○	-	-	-	○	□ DIGITAL	L, R
	Dolby D (2ch Surr)	Pro Logic IIx movie	○	○	○	○	○	□ DIGITAL □ SURROUND	L, R, S
	Dolby Digital Plus (5.1)	DolbyDigital +	○	○	○	-	○	□ DIGITAL	L, C, R, SL, SR, LFE
	Dolby Digital Plus (6.1)	DolbyDigital +	○	○	○	○	○	□ DIGITAL	L, C, R, SL, SR, S, LFE
	Dolby Digital Plus (7.1)	DolbyDigital +	○	○	○	○	○	□ DIGITAL	L, C, R, SL, SR, S, LFE
	Dolby TrueHD (5.1)	DolbyTrueHD	○	○	○	-	○	□ DIGITAL	Depend on speaker setup
	Dolby TrueHD (6.1)	DolbyTrueHD	○	○	○	○	○	□ DIGITAL	Depend on speaker setup
	Dolby TrueHD (7.1)	DolbyTrueHD	○	○	○	○	○	□ DIGITAL	Depend on speaker setup
	DTS-ES	DTS-ES	○	○	○	○	○	dtS, ES	L, C, R, SL, SR, S, LFE
	DTS 96/24	DTS-96/24	○	○	○	-	○	dtS 96/24	L, C, R, SL, SR, LFE
	DTS (5.1ch)	DTS 5.1	○	○	○	-	○	dtS	L, C, R, SL, SR, LFE
	DTS-HD (5.1)	DTS-HD	○	○	○	-	○	dtS	L, C, R, SL, SR, LFE
	DTS-HD (6.1)	DTS-HD	○	○	○	○	○	dtS	L, C, R, SL, SR, S, LFE
	DTS-HD (7.1)	DTS-HD	○	○	○	○	○	dtS	L, C, R, SL, SR, S, LFE
	Multi Ch-PCM	Multi Ch-PCM	○	○	○	-	○	PCM	L, C, R, SL, SR, LFE
	Multi Ch-PCM 96kHz	Multi Ch-PCM 96kHz	○	○	○	-	○	PCM	L, C, R, SL, SR, LFE
	SA-CD (5.1ch)	SA-CD (5.1ch)	○	○	○	-	○	DSD	L, C, R, SL, SR, LFE
	SA-CD (2ch)	SA-CD (2ch)	○	-	-	-	○	DSD	L, R
	PCM (Audio)	PCM (Stereo)	○	-	-	-	-	PCM	L, R
	PCM 96kHz	PCM (Stereo 96kHz)	○	-	-	-	-	PCM	L, R
	HDCD	HDCD	○	-	-	-	-	PCM, HDCD	L, R
Analog	Stereo	○	-	-	-	-	ANALOG	-	
7.1ch input	Multi Ch	○	○	○	○	○	ANALOG	-	
EX/ES	Dolby Surr.EX	Dolby Digital EX	○	○	○	○	○	□ DIGITAL EX	L, C, R, SL, SR, S, LFE
	Dolby D (5.1ch)	Dolby Digital EX	○	○	○	○	○	□ DIGITAL	L, C, R, SL, SR, LFE
	Dolby Digital Plus (5.1)	DolbyDigital +	○	○	○	○	○	□ DIGITAL	L, C, R, SL, SR, LFE
	Dolby TrueHD (5.1)	DolbyTrueHD	○	○	○	○	○	□ DIGITAL	Depend on speaker setup
	DTS-ES	DTS-ES	○	○	○	○	○	dtS, ES	L, C, R, SL, SR, S, LFE
	DTS (5.1ch)	DTS-ES	○	○	○	○	○	dtS	L, C, R, SL, SR, LFE
	Multi-PCM	Multi Ch-PCM + Dolby Digital EX	○	○	○	○	○	PCM	L, C, R, SL, SR, LFE
SA-CD (5.1ch)	Multi Ch-PCM + Dolby Digital EX	○	○	○	○	○	DSD	L, C, R, SL, SR, LFE	

Surround Mode	Input Signal	Decoding	Output Channel					Front information display	
			L/R	C	SL SR	SBL SBR	SubW	Signal format indicators	Channel status
DOLBY (PLIIx movie) (PLIIx music) (PLIIx game)	Dolby Surr.EX	Dolby Digital EX	○	○	○	-	○	Ⓜ DIGITAL EX	L, C, R, SL, SR, S, LFE
	Dolby D (5.1ch)	Dolby Digital 5.1	○	○	○	-	○	Ⓜ DIGITAL	L, C, R, SL, SR, LFE
	Dolby D (5.1ch)	Dolby Digital 5.1 + PLIIx	○	○	○	○	○	Ⓜ DIGITAL	L, C, R, SL, SR, LFE
	Dolby D (2ch)	Pro Logic IIx	○	○	○	○	○	Ⓜ DIGITAL	L, R
	Dolby D (2ch Surr)	Pro Logic IIx	○	○	○	○	○	Ⓜ DIGITAL Ⓜ SURROUND	L, R, S
	Dolby Digital Plus (5.1)	DolbyDigital +	○	○	○	-	○	Ⓜ DIGITAL	L, C, R, SL, SR, LFE
	Dolby Digital Plus (6.1)	DolbyDigital +	○	○	○	○	○	Ⓜ DIGITAL	L, C, R, SL, SR, S, LFE
	Dolby Digital Plus (7.1)	DolbyDigital +	○	○	○	○	○	Ⓜ DIGITAL	L, C, R, SL, SR, S, LFE
	Dolby TrueHD (5.1)	DolbyTrueHD	○	○	○	-	○	Ⓜ DIGITAL	Depend on speaker setup
	Dolby TrueHD (6.1)	DolbyTrueHD	○	○	○	○	○	Ⓜ DIGITAL	Depend on speaker setup
	Dolby TrueHD (7.1)	DolbyTrueHD	○	○	○	○	○	Ⓜ DIGITAL	Depend on speaker setup
	Multi Ch-PCM	Multi Ch-PCM + PLIIx	○	○	○	○	○	PCM	L, C, R, SL, SR, LFE
	SA-CD (5.1ch)	Multi Ch-PCM + PLIIx	○	○	○	○	○	DSD	L, C, R, SL, SR, LFE
	SA-CD (2ch)	Pro Logic IIx	○	○	○	○	○	DSD	L, R
PCM (Audio)	Pro Logic IIx	○	○	○	○	○	PCM	L, R	
HDCD	Pro Logic IIx	○	○	○	○	○	PCM, HDCD	L, R	
Analog	Pro Logic IIx	○	○	○	○	○	ANALOG	-	
DTS (Neo:6 Cinema) (Neo:6 Music)	DTS-ES	DTS 5.1	○	○	○	-	○	dtc, ES	L, C, R, SL, SR, S, LFE
	DTS 96/24	DTS-96/24	○	○	○	-	○	dtc 96/24	L, C, R, SL, SR, LFE
	DTS (5.1ch)	DTS 5.1	○	○	○	-	○	dtc	L, C, R, SL, SR, LFE
	DTS-HD(5.1)	DTS-HD	○	○	○	-	○	dtc	L, C, R, SL, SR, LFE
	DTS-HD(6.1)	DTS-HD	○	○	○	○	○	dtc	L, C, R, SL, SR, S, LFE
	DTS-HD(7.1)	DTS-HD	○	○	○	○	○	dtc	L, C, R, SL, SR, S, LFE
	Dolby D (2ch)	Neo:6	○	○	○	○	○	Ⓜ DIGITAL	L, R
	Dolby D (2ch Surr)	Neo:6	○	○	○	○	○	Ⓜ DIGITAL Ⓜ SURROUND	L, R, S
	SA-CD (2ch)	Neo:6	○	○	○	○	○	DSD	L, R
	PCM (Audio)	Neo:6	○	○	○	○	○	PCM	L, R
	HDCD	Neo:6	○	○	○	○	○	PCM, HDCD	L, R
Analog	Neo:6	○	○	○	○	○	ANALOG	-	
CSII Cinema CSII Music CSII Mono	Dolby D (2ch)	CSII	○	○	○	○	○	Ⓜ DIGITAL	L, R
	Dolby D (2ch Surr)	CSII	○	○	○	○	○	Ⓜ DIGITAL Ⓜ SURROUND	L, R, S
	SA-CD (2ch)	CSII	○	○	○	○	○	DSD	L, R
	PCM (Audio)	CSII	○	○	○	○	○	PCM	L, R
	HDCD	CSII	○	○	○	○	○	PCM, HDCD	L, R
Analog	CSII	○	○	○	○	○	ANALOG	-	
STEREO	Dolby Surr.EX	Stereo	○	-	-	-	○	Ⓜ DIGITAL EX	L, C, R, SL, SR, S, LFE
	Dolby D (5.1ch)	Stereo	○	-	-	-	○	Ⓜ DIGITAL	L, C, R, SL, SR, LFE
	Dolby D (2ch)	Stereo	○	-	-	-	○	Ⓜ DIGITAL	L, R
	Dolby D (2ch Surr)	Stereo	○	-	-	-	○	Ⓜ DIGITAL Ⓜ SURROUND	L, R, S
	Dolby Digital Plus (5.1)	Stereo	○	-	-	-	○	Ⓜ DIGITAL	L, C, R, SL, SR, LFE
	Dolby Digital Plus (6.1)	Stereo	○	-	-	-	○	Ⓜ DIGITAL	L, C, R, SL, SR, S, LFE
	Dolby Digital Plus (7.1)	Stereo	○	-	-	-	○	Ⓜ DIGITAL	L, C, R, SL, SR, S, LFE
	Dolby TrueHD (5.1)	Stereo	○	-	-	-	○	Ⓜ DIGITAL	Depend on speaker setup
	Dolby TrueHD (6.1)	Stereo	○	-	-	-	○	Ⓜ DIGITAL	Depend on speaker setup
	Dolby TrueHD (7.1)	Stereo	○	-	-	-	○	Ⓜ DIGITAL	Depend on speaker setup
	DTS-ES	Stereo	○	-	-	-	○	dtc, ES	L, C, R, SL, SR, S, LFE
	DTS 96/24	Stereo	○	-	-	-	○	dtc 96/24	L, C, R, SL, SR, LFE
	DTS (5.1ch)	Stereo	○	-	-	-	○	dtc	L, C, R, SL, SR, LFE
	DTS-HD (5.1)	Stereo	○	-	-	-	○	dtc	L, C, R, SL, SR, LFE
	DTS-HD (6.1)	Stereo	○	-	-	-	○	dtc	L, C, R, SL, SR, S, LFE
	DTS-HD (7.1)	Stereo	○	-	-	-	○	dtc	L, C, R, SL, SR, S, LFE
	Multi Ch-PCM	Stereo	○	-	-	-	○	PCM	L, C, R, SL, SR, LFE
	Multi Ch-PCM 96kHz	Stereo	○	-	-	-	○	PCM	L, C, R, SL, SR, LFE
	SA-CD (5.1ch)	Stereo	○	-	-	-	○	DSD	L, C, R, SL, SR, LFE
	SA-CD (2ch)	Stereo	○	-	-	-	○	DSD	L, R
PCM (Audio)	Stereo	○	-	-	-	○	PCM	L, R	
PCM 96kHz	Stereo	○	-	-	-	○	PCM	L, R	
HDCD	Stereo	○	-	-	-	○	PCM, HDCD	L, R	
Analog	Stereo	○	-	-	-	○	ANALOG	-	
Dolby Virtual Speaker	Dolby Surr.EX	Dolby Virtual Speaker	○	-	-	-	-	Ⓜ DIGITAL EX	L, C, R, SL, SR, S, LFE
	Dolby D (5.1ch)	Dolby Virtual Speaker	○	-	-	-	-	Ⓜ DIGITAL	L, C, R, SL, SR, LFE
	Dolby D (2ch)	Dolby Virtual Speaker	○	-	-	-	-	Ⓜ DIGITAL	L, R
	Dolby D (2ch Surr)	Dolby Virtual Speaker	○	-	-	-	-	Ⓜ DIGITAL Ⓜ SURROUND	L, R, S
	DTS-ES	Dolby Virtual Speaker	○	-	-	-	-	dtc, ES	L, C, R, SL, SR, S, LFE
	DTS 96/24	Dolby Virtual Speaker	○	-	-	-	-	dtc 96/24	L, C, R, SL, SR, LFE
	DTS (5.1ch)	Dolby Virtual Speaker	○	-	-	-	-	dtc	L, C, R, SL, SR, LFE
	Multi Ch-PCM	Dolby Virtual Speaker	○	-	-	-	-	PCM	L, C, R, SL, SR, LFE
	SA-CD (5.1ch)	Dolby Virtual Speaker	○	-	-	-	-	DSD	L, C, R, SL, SR, LFE
	SA-CD (2ch)	Dolby Virtual Speaker	○	-	-	-	-	DSD	L, R
	PCM (Audio)	Dolby Virtual Speaker	○	-	-	-	-	PCM	L, R
	HDCD	Dolby Virtual Speaker	○	-	-	-	-	PCM, HDCD	L, R
Analog	Dolby Virtual Speaker	○	-	-	-	-	ANALOG	-	
Multi Ch. Movie Music (O): Movie mode only.	Dolby Surr.EX	Dolby Digital EX	○	(○)	○	○	○	Ⓜ DIGITAL EX	L, C, R, SL, SR, S, LFE
	Dolby D (5.1ch)	Dolby Digital 5.1	○	(○)	○	-	○	Ⓜ DIGITAL	L, C, R, SL, SR, LFE
	Dolby D (2ch)	Multi Channel	○	(○)	○	○	○	Ⓜ DIGITAL	L, R
	Dolby D (2ch Surr)	Multi Channel	○	(○)	○	○	○	Ⓜ DIGITAL Ⓜ SURROUND	L, R, S

Surround Mode	Input Signal	Decoding	Output Channel					Front information display				
			L/R	C	SL SR	SBL SBR	SubW	Signal format indicators	Channel status			
Multi Ch. Movie Music	DTS-ES	DTS-ES	○	(○)	○	○	○	○	○	○	dts, ES	L, C, R, SL, SR, S, LFE
	DTS 96/24	DTS-96/24	○	(○)	○	-	-	-	○	○	dts 96/24	L, C, R, SL, SR, LFE
	DTS (5.1ch)	DTS 5.1	○	(○)	○	-	-	-	○	○	dts	L, C, R, SL, SR, LFE
	Multi Ch-PCM	Multi Ch-PCM	○	(○)	○	-	-	-	○	○	PCM	L, C, R, SL, SR, LFE
	Multi Ch-PCM 96kHz	Multi Ch-PCM 96kHz	○	(○)	○	-	-	-	○	○	PCM	L, C, R, SL, SR, LFE
	SA-CD (5.1ch)	Multi Ch-PCM	○	(○)	○	-	-	-	○	○	DSD	L, C, R, SL, SR, LFE
	SA-CD (2ch)	Multi Channel	○	(○)	○	○	○	○	○	○	DSD	L, R
	PCM (Audio)	Multi Channel	○	(○)	○	○	○	○	○	○	PCM	L, R
(○): Movie mode only.	HDCCD	Multi Channel	○	(○)	○	○	○	○	○	PCM, HDCCD	L, R	
	Analog	Multi Channel	○	(○)	○	○	○	○	○	ANALOG	-	
Dolby H.P	Dolby Surr.EX	Dolby H.P	○	-	-	-	-	-	-	○	DIGITAL EX	L, C, R, SL, SR, S, LFE
	Dolby D (5.1ch)	Dolby H.P	○	-	-	-	-	-	-	○	DIGITAL	L, C, R, SL, SR, LFE
	Dolby D (2ch)	Dolby H.P	○	-	-	-	-	-	-	○	DIGITAL	L, R
	Dolby D (2ch Surr)	Dolby H.P	○	-	-	-	-	-	-	○	DIGITAL SURROUND	L, R, S
	Dolby Digital Plus (5.1)	Stereo	○	-	-	-	-	-	○	○	DIGITAL	L, C, R, SL, SR, LFE
	Dolby Digital Plus (6.1)	Stereo	○	-	-	-	-	-	○	○	DIGITAL	L, C, R, SL, SR, S, LFE
	Dolby Digital Plus (7.1)	Stereo	○	-	-	-	-	-	○	○	DIGITAL	L, C, R, SL, SR, S, LFE
	Dolby TrueHD (5.1)	Stereo	○	-	-	-	-	-	○	○	DIGITAL	Depend on speaker setup
	Dolby TrueHD (6.1)	Stereo	○	-	-	-	-	-	○	○	DIGITAL	Depend on speaker setup
	Dolby TrueHD (7.1)	Stereo	○	-	-	-	-	-	○	○	DIGITAL	Depend on speaker setup
	DTS-ES	Dolby H.P	○	-	-	-	-	-	-	-	dts, ES	L, C, R, SL, SR, S, LFE
	DTS 96/24	Dolby H.P	○	-	-	-	-	-	-	-	dts 96/24	L, C, R, SL, SR, LFE
	DTS (5.1ch)	Dolby H.P	○	-	-	-	-	-	-	-	dts	L, C, R, SL, SR, LFE
	DTS-HD (5.1)	Stereo	○	-	-	-	-	-	○	○	dts	L, C, R, SL, SR, LFE
	DTS-HD (6.1)	Stereo	○	-	-	-	-	-	○	○	dts	L, C, R, SL, SR, S, LFE
	DTS-HD (7.1)	Stereo	○	-	-	-	-	-	○	○	dts	L, C, R, SL, SR, S, LFE
	Multi Ch-PCM	Dolby H.P	○	-	-	-	-	-	-	-	PCM	L, C, R, SL, SR, LFE
	SA-CD (5.1ch)	Dolby H.P	○	-	-	-	-	-	-	-	DSD	L, C, R, SL, SR, LFE
	SA-CD (2ch)	Dolby H.P	○	-	-	-	-	-	-	-	DSD	L, R
PCM (Audio)	Dolby H.P	○	-	-	-	-	-	-	-	PCM	L, R	
HDCCD	Dolby H.P	○	-	-	-	-	-	-	-	PCM, HDCCD	L, R	
Analog	Dolby H.P	○	-	-	-	-	-	-	-	ANALOG	-	
THX (AUTO)	Dolby Surr.EX	Dolby Digital + THX Surround EX	○	○	○	○	○	○	○	○	DIGITAL EX	L, C, R, SL, SR, S, LFE
	Dolby D (5.1ch)	Dolby Digital 5.1+ THX 5.1	○	○	○	-	-	-	○	○	DIGITAL	L, C, R, SL, SR, LFE
	Dolby D (2ch)	Pro Logic IIx movie + THX	○	○	○	○	○	○	○	○	DIGITAL	L, R
	Dolby D (2ch Surr)	Pro Logic IIx movie + THX	○	○	○	○	○	○	○	○	DIGITAL SURROUND	L, R, S
	DTS-ES	DTS-ES + THX	○	○	○	○	○	○	○	○	dts, ES	L, C, R, SL, SR, S, LFE
	DTS (5.1ch)	DTS + THX 5.1	○	○	○	-	-	-	○	○	dts	L, C, R, SL, SR, LFE
	Multi Ch-PCM	Multi Ch-PCM + THX5.1	○	○	○	-	-	-	○	○	PCM	L, C, R, SL, SR, LFE
	SA-CD (5.1ch)	Multi Ch-PCM + THX5.1	○	○	○	-	-	-	○	○	DSD	L, C, R, SL, SR, LFE
	SA-CD (2ch)	Pro Logic IIx movie + THX	○	○	○	○	○	○	○	○	DSD	L, R
	PCM (Audio)	Pro Logic IIx movie + THX	○	○	○	○	○	○	○	○	PCM	L, R
	HDCCD	Pro Logic IIx movie + THX	○	○	○	○	○	○	○	○	PCM, HDCCD	L, R
	Analog	Pro Logic IIx movie + THX	○	○	○	○	○	○	○	○	ANALOG	-
	THX Select2 (THX EX) (THX Cinema) (THX Music) (THX Games)	Dolby Surr.EX	Dolby Digital + THX Surround EX	○	○	○	○	○	○	○	○	DIGITAL EX
Dolby D (5.1ch)		Dolby Digital 5.1+ THX Select2 Cinema	○	○	○	○	○	○	○	○	DIGITAL	L, C, R, SL, SR, LFE
Dolby D (2ch)		Pro Logic IIx movie + THX	○	○	○	○	○	○	○	○	DIGITAL	L, R
Dolby D (2ch Surr)		Pro Logic IIx movie + THX	○	○	○	○	○	○	○	○	DIGITAL SURROUND	L, R, S
DTS-ES		DTS-ES + THX	○	○	○	○	○	○	○	○	dts, ES	L, C, R, SL, SR, S, LFE
DTS (5.1ch)		DTS + THX Select2 Cinema	○	○	○	○	○	○	○	○	dts	L, C, R, SL, SR, LFE
Multi Ch-PCM		Multi Ch-PCM + THX Select2 Cinema	○	○	○	○	○	○	○	○	PCM	L, C, R, SL, SR, LFE
SA-CD (5.1ch)		Multi Ch-PCM + THX Select2 Cinema	○	○	○	○	○	○	○	○	DSD	L, C, R, SL, SR, LFE
SA-CD (2ch)		Pro Logic IIx movie + THX	○	○	○	○	○	○	○	○	DSD	L, R
PCM (Audio)		Pro Logic IIx movie + THX	○	○	○	○	○	○	○	○	PCM	L, R
HDCCD		Pro Logic IIx movie + THX	○	○	○	○	○	○	○	○	PCM, HDCCD	L, R
Analog		Pro Logic IIx movie + THX	○	○	○	○	○	○	○	○	ANALOG	-

Notes:

- Dolby Digital (2 channel L/R): Speakers for signal with Dolby Surround are fully equipped.
- No sound is outputs from the surround speaker, center speaker and subwoofer if the DVD disc has no surround data.
- Surround modes other than Stereo are not available during Dolby TrueHD, Dolby Digital Plus, or DTS-HD playback.


If surround modes other than Stereo are selected and Dolby TrueHD, Dolby Digital Plus, or DTS-HD content is played, the surround mode setting is disabled.

Abbreviations

- L/R : Front speakers
- C : Center speaker
- SL/SR : Surround speakers
- SBL/SBR : Surround back speakers
- SubW : Subwoofer

2. TECHNICAL DESCRIPTION

DESCRIPTION



RECOMMENDED USE
Medium-sized Home Theater or Living Room

THX CERTIFICATION FEATURES
THX Cinema, Music, Games modes using:

- Re-Equalization
- Timbre Matching
- Adaptive Decorrelation
- ASA Technology

Boundary Gain Compensation

ADDITIONAL THX TECHNOLOGIES
Neural-THX Surround

THX PERFORMANCE
Capable of THX Reference Level at approx. 9 feet (3 meters) viewing/listening distance

Visit www.thx.com for further technical details.

THX® is an exclusive set of standards and technologies established by the world-renowned film production company, Lucasfilm Ltd. THX resulted from George Lucas' desire to reproduce the movie soundtrack as faithfully as possible both in the movie theater and in the home theater.

THX engineers developed patented technologies to accurately translate the sound from a movie theater environment into the home, correcting the tonal and spatial errors that occur.

When the THX mode of the unit is on, three distinct THX technologies are automatically added:

Re-Equalization—restores the correct tonal balance for watching a movie in a home environment.

These sounds are otherwise mixed to be brighter for a large movie theater. Re-EQ compensates for this and prevents the soundtracks from being overly bright and harsh when played in a home theater.

Timbre Matching—filters the information going to the surround speakers so they more closely match the tonal characteristics of the sound coming from the front speakers.

This ensures seamless panning between the front and surround speakers.

Adaptive Decorrelation—slightly changes one surround channel's time and phase relationship with respect to the other surround channel.

This expands the listening position and creates with only two surround speakers the same spacious surround experience as in a movie theater with multiple surround speakers.

The unit was required to pass a rigorous series of quality and performance tests, in addition to incorporating the technologies explained above, in order to be THX certified.

THX requirements cover every aspect of performance including pre-amplifier and power amplifier performance and operation, and hundreds of other parameters in both the digital and analog domain.

Movies which have been encoded in Dolby Digital, DTS, Dolby Pro Logic, stereo and Mono will all benefit from the THX mode when being viewed.

The THX mode should only be activated when watching movies which were originally produced for a movie theater environment.

THX need not be activated for music, movies made especially for TV, or shows such as sports programming, talk shows, etc.

This is because they were originally mixed for a small room environment.

THX and Select 2 are trademarks of THX Ltd. THX may be registered in some jurisdictions. Surround EX is a trademark of Dolby Laboratories. Used with permission.

THX SURROUND EX

THX Surround EX—Dolby Digital Surround EX is a joint development of Dolby Laboratories and THX Ltd.

In a movie theater, film soundtracks that have been encoded with Dolby Digital Surround EX technology are able to reproduce an extra channel which has been added during the mixing of the program. This channel, called Surround Back, places sounds behind the listener in addition to the currently available front left, front center, front right, surround right, surround left and subwoofer channels. This additional channel provides the opportunity for more detailed imaging behind the listener and brings more depth, spacious ambience and sound localization than ever before.

Movies that were created using the Dolby Digital Surround EX technology, when released into the home consumer market may exhibit wording to that effect on the packaging. A list of movies created using this technology can be found on the Dolby web site at www.dolby.com. A list of available DVD software titles encoded with this technology can be found at www.thx.com.

Only receiver and controller products bearing the THX Surround EX logo, when in the THX Surround EX mode, faithfully reproduce this new technology in the home. This product may also engage the THX Surround EX mode during the playback of 5.1 channel material that is not Dolby Digital Surround EX encoded. In such case, the information delivered to the Surround Back channel will be program dependent and may or may not be very pleasing depending on the particular soundtrack and the tastes of the individual listener.

“SURROUND EX™” is a trademark of Dolby Laboratories. Used under authorization.

THX Select2

Before any home theater component can be THX Select2 certified, it must pass a rigorous series of quality and performance tests. Only then can a product feature the THX Select2 logo, which is your guarantee that the Home Theater products you purchase will give you superb performance for many years to come. THX Select2 requirements define hundreds of parameters, including power amplifier performance, and pre-amplifier performance and operation for both digital and analog domains. THX Select2 receivers also feature proprietary THX technologies (e.g., THX Mode) which accurately translate movie soundtracks for home theater playback.



Neural Surround™, THX® Technologies has been chosen as the official surround sound broadcast format for XM Satellite Radio’s “XM HD Surround” and other leading FM/HD radio stations in the USA and worldwide. Neural Surround, THX Technologies delivers the rich envelopment and discrete image detail of surround sound in a format 100% compatible with stereo.

Neural Surround, THX Technologies draws the brain’s attention to sonic details in musical instruments, vocals and ambience that are typically masked by other playback systems. This allows the listener to fully experience the richness and subtleties in recorded performance as never before for both surround encoded material and regular stereo material such as CDs or digital media players. Neural Surround, THX Technologies is enabling the second surround sound revolution, bringing surround directly to your ears!

This product is manufactured under license from Neural Audio Corporation and THX Ltd. Marantz hereby grants the user a non-exclusive, non-transferable, limited right of use to this product under USA and foreign patent, patent pending and other technology or trademarks owned by Neural Audio Corporation and THX Ltd. “Neural Surround”, “Neural Audio”, “Neural” and “NRL” are trademarks and logos owned by Neural Audio Corporation, THX is a trademark of THX Ltd., which may be registered in some jurisdictions. All rights reserved.



Manufactured under license under U.S. Patent #'s: 5,451,942; 5,956,674; 5,974,380; 5,978,762; 6,226,616; 6,487,535; 7,003,467 & other U.S. and worldwide patents issued & pending. DTS, DTS Digital Surround, ES, and Neo:6 are registered trademarks and the DTS logos, Symbol and DTS 96/24 are trademarks of DTS, Inc. © 1996-2007 DTS, Inc. All Rights Reserved.

• dts Digital Surround

DTS was introduced in 1994 to provide 5.1 channels of discrete digital audio into home theater systems. DTS brings you premium quality discrete multichannel digital sound to both movies and music. DTS is a multichannel sound system designed to create full range digital sound reproduction. The no compromise DTS digital process sets the standard of quality for cinema sound by delivering an exact copy of the studio master recordings to neighborhood and home theaters. Now, every moviegoer can hear the sound exactly as the moviemaker intended. DTS can be enjoyed in the home for either movies or music on of DVD’s, LD’s, and CD’s.

• dts Neo:6®

The advantages of discrete multichannel systems over matrix are well known. But even in homes equipped for discrete multichannel, there remains a need for high-quality matrix decoding. This is because of the large library of matrix surround motion pictures available on disc and on VHS tape; and analog television broadcasts. The typical matrix decoder of today derives a center channel and a mono surround channel from two-channel matrix stereo material. It is better than a simple matrix in that it includes steering logic to improve separation, but because of its mono, band-limited surround it can be disappointing to users accustomed to discrete multichannel.

Neo:6 offers several important improvements as follow,

- Neo:6 provides up to six full-band channels of matrix decoding from stereo matrix material. Users with 6.1 and 5.1 systems will derive six and five separate channels, respectively, corresponding to the standard home-theater speaker layouts.
- Neo:6 technology allows various sound elements within a channel or channels to be steered separately, and in a way which follows naturally from the original presentation.
- Neo:6 offers a music mode to expand stereo nonmatrix recordings into the five- or six-channel layout, in a way which does not diminish the subtlety and integrity of the original stereo recording.

• **dts Digital Surround ES®**

DTS-ES Extended Surround is a new multichannel digital signal format developed by Digital Theater Systems Inc. While offering high compatibility with the conventional DTS Digital Surround format, DTS-ES Extended Surround greatly improves the 360-degree surround impression and space expression thanks to further expanded surround signals. This format has been used professionally in movie theaters since 1999.

In addition to the 5.1 surround channels (FL, FR, C, SL, SR and LFE), DTS-ES Extended Surround also offers the SB (Surround Back) channel for surround playback with a total of 6.1 channels. DTS-ES Extended Surround includes two signal formats with different surround signal recording methods, as DTS-ES Discrete 6.1 and DTS-ES Matrix 6.1.

• **dts Digital Surround 96/24**

The stereo CD is a 16-bit medium with sampling at 44.1 kHz. Professional audio has been 20- or 24-bit for some time, and there is increasing interest in higher sampling rates both for recording and for delivery into the home. Greater bit depths provide extended dynamic range. Higher sampling rates allow wider frequency response and the use of anti-alias and reconstruction filters with more favorable aural characteristics.

DTS 96/24 allows for 5.1 channel sound tracks to be encoded at a rate of 96kHz/24bits on DVD-Video titles.

When DVD-video appeared, it became possible to deliver 24-bit, 96 kHz audio into the home, but only in two channels, and with serious limitations on picture. This capability has had little use.

DVD-audio allows 96/24 in six channels, but a new player is needed, and only analog outputs are provided, necessitating the use of the D/A converters and analog electronics provided in the player.

DTS 96/24 offers the following:

1. Sound quality transparent to the original 96/24 master.
2. Full backward compatibility with all existing decoders. (Existing decoders will output a 48 kHz signal)
3. No new player required: DTS 96/24 can be carried on DVD-video, or in the video zone of DVD-audio, accessible to all DVD players.
4. 96/24 5.1-channel sound with full-quality full-motion video, for music programs and motion picture soundtracks on DVD-video.



DTS-HD Master Audio is capable of delivering audio that is a bit-for-bit identical to the studio master. DTS-HD Master Audio delivers audio at super high variable bit rates -24.5 mega-bits per second (Mbps) on Blu-ray discs and 18.0 Mbps on HD-DVD - that are significantly higher than standard DVDs. This bit stream is so "fast" and the transfer rate is so "high" that it can deliver the Holy Grail of audio: 7.1 audio channels at 96k sampling frequency/24 bit depths that are identical to the original. With DTS-HD Master Audio, you will be able to experience movies and music, exactly as the artist intended: clear, pure, and uncompromised.

Manufactured under license under U.S. Patent #'s: 5,451,942; 5,956,674; 5,974,380; 5,978,762; 6,226,616; 6,487,535 & other U.S. and worldwide patents issued & pending. DTS is a registered trademark & the DTS logos and Symbol are trademarks of DTS, Inc. © 1996-2007 DTS, Inc. All Rights Reserved.



DTS-HD High Resolution Audio can deliver up to 7.1 channels of sound that is virtually indistinguishable from the original. DTS-HD High Resolution Audio delivers audio at high constant bit rates superior to standard DVDs--6.0 Mbps on Blu-ray discs and 3.0 Mbps on HD-DVD to produce outstanding sound quality. It is capable of delivering up to 7.1 channels at 96k sampling frequency/24 bit depth resolution. It allows content creators to deliver rich, high definition audio on movies where disc space may not allow for DTS-HD Master Audio.

Manufactured under license under U.S. Patent #'s: 5,451,942; 5,956,674; 5,974,380; 5,978,762; 6,226,616; 6,487,535 & other U.S. and worldwide patents issued & pending. DTS is a registered trademark and the DTS logos, Symbol, DTS-HD, DTS-HD High Resolution Audio and DTS-HD High Res Audio are trademarks of DTS, Inc. © 1996-2007 DTS, Inc. All Rights Reserved.



Dolby Digital identifies the use of Dolby Digital audio coding for such consumer formats as DVD and DTV. As with film sound, Dolby Digital can provide up to five full-range channels for left, center, and right screen channels, independent left and right surround channels, and a sixth (".1") channel for low-frequency effects.

Dolby Surround Pro Logic II is an improved matrix decoding technology that provides better spatiality and directionality on Dolby Surround program material; provides a convincing three-dimensional soundfield on conventional stereo music recordings; and is ideally suited to bring the surround experience to automotive sound. While conventional surround programming is fully compatible with Dolby Surround Pro Logic II decoders, soundtracks will be able to be encoded specifically to take full advantage of Pro Logic II playback, including separate left and right surround channels. (Such material is also compatible with conventional Pro Logic decoders.)

Dolby Digital EX creates six full-bandwidth output channels from 5.1-channel sources. This is done using a matrix decoder that derives three surround channels from the two in the original recording. For best results, Dolby Digital EX should be used with movies soundtracks recorded with Dolby Digital Surround EX.

About Dolby Pro Logic IIx

Dolby Pro Logic IIx technology delivers a natural and immersing 7.1-channel listening experience to the home theater environment. A product of Dolby's expertise in surround sound and matrix decoding technologies, Dolby Pro Logic IIx is a complete surround sound solution that maximizes the entertainment experience from stereo as well as 5.1-channel encoded sources.

Dolby Pro Logic IIx is fully compatible with Dolby Surround Pro Logic technology and can optimally decode the thousands of commercially available Dolby Surround encoded video cassettes and television programs with enhanced depth and spatiality. It can also process any high-quality stereo or Advanced Resolution 5.1-channel music content into a seamless 6.1- or 7.1-channel listening experience.



The Dolby Headphone technology provides a surround sound listening experience over headphones. When listening to multichannel content such as DVD movies over headphones, the listening experience is fundamentally different than listening to speakers. Since the headphone speaker drivers are covering the pinna of the ear, the listening experience differs greatly from traditional speaker playback. Dolby utilizes patented headphone perspective curves to solve this problem and provides a non-fatiguing, immersive, home theater listening experience. Dolby Headphone also delivers exceptional 3D audio from stereo material.



Dolby Virtual Speaker is a technology certified by Dolby Laboratories that creates a virtualized surround sound experience from two speakers using a multichannel Dolby Digital source. Additionally, Dolby Virtual Speaker can simulate the surround sound effect produced by Dolby Pro Logic or Dolby Pro Logic II.

Dolby Virtual Speaker retains all the original Multichannel audio information and provides the listener with the sensation of being surrounded by additional speakers.

Manufactured under license from Dolby Laboratories. "Dolby", "Pro Logic", "Surround EX", and the double-D symbol are trademarks of Dolby Laboratories.



Dolby® TrueHD is Dolby's next-generation lossless technology developed for high-definition disc-based media. Dolby TrueHD delivers tantalizing sound that is bit-for-bit identical to the studio master, unlocking the true high-definition entertainment experience on next-generation discs. When coupled with high-definition video, Dolby TrueHD offers an unprecedented home theater experience that lets you enjoy sound as stunning as the high-definition picture.

Manufactured under license from Dolby Laboratories. "Dolby", "Pro Logic", "Surround EX", and the double-D symbol are trademarks of Dolby Laboratories.




Dolby Digital Plus is a highly sophisticated and versatile audio codec based on Dolby Digital and designed specifically to adapt to the changing demands of future audio, video delivery, and audio storage systems while simultaneously retaining backwards compatibility with the existing Dolby Digital 5.1-channel home theater systems in use today.

Manufactured under license from Dolby Laboratories. "Dolby", "Pro Logic", "Surround EX", and the double-D symbol are trademarks of Dolby Laboratories.



Circle Surround II (CS-II) is a powerful and versatile multichannel technology. CS-II is designed to enable up to 6.1 multichannel surround sound playback from mono, stereo, CS encoded sources and other matrix encoded sources. In all cases the decoder extends it into 6 channels of surround audio and a LFE/subwoofer signal. The CS-II decoder creates a listening environment that places the listener "inside" music performances and dramatically improves both hi-fi audio conventional surround-encoded video material. CS-II provides composite stereo rear channels to greatly improve separation and image positioning— adding a heightened sense of realism to both audio and A/V productions.


CS-II is packed with other useful feature like dialog clarity (SRS Dialog) for movies and cinema-like bass enrichment (TruBass). CS-II can enable the dialog to become clearer and more discernable in movies and it enables the bass frequencies contained in the original programming to more closely achieve low frequencies—overcoming the low frequency limitations of the speakers by full octave.

Circle Surround II, Dialog Clarity, TruBass, SRS and  symbol are trademarks of SRS Labs, Inc. Circle Surround II, Dialog Clarity and TruBass technology are incorporated under license from SRS Labs, Inc.



HDCD® (High Definition Compatible Digital ®) is a patented process for delivering on Compact Disc the full richness and details of the original microphone feed. HDCD encoded CDs sound better because they are encoded with 20-bits of real musical information as compared to 16-bits for all other CDs. HDCD overcomes the limitation of the 16-bit CD format by using a sophisticated system to encode the additional four bits onto the CD while remaining completely compatible with the CD format. When listening to HDCD recordings, you hear more dynamic range, a focused 3-D sound stage, and extremely natural vocal and musical timbre. With HDCD, you get the body, depth and emotion of the original performance not a flat, digital imitation. HDCD system manufactured under license from Microsoft. This product is covered by one or more of the following: In the United States 5,479,168 5,638,074 5,640,161 5,808,574 5,838,274 5,854,600 5,864,311 5,872,531 and in Australia 669,114 with other patents pending.



HDMI, the  and High-Definition Multimedia Interface are trademarks or registered trademarks of HDMI Licensing LLC.

XM Satellite Radio Ready



READY

The XM name and related logos are registered trademarks of XM Satellite Radio Inc.

XM HD Surround uses Neural Surround™ technology to achieve optimal surround sound from XM radio.



There are several factors that can degrade the sound from even the best loudspeakers in a listening room. One of the most important is the interaction of sound from the loudspeakers with large surfaces such as walls, the floor, and the ceiling in the room. Even with careful loudspeaker placement and acoustical treatments, there are significant problems that are caused by room acoustics. These include reflections from nearby surfaces and standing waves that are created between large parallel surfaces in the room. In a home theater the situation is further complicated because there are several listening locations. The effects of room acoustics on the sound arriving at each person's ears are very different and the result is a listening experience that is degraded in a different way for every person in the room. It is not uncommon to have variations in two adjacent seats that are as large as 10 dB, particularly in the frequency range below 250 Hz.

The solution to this problem is to apply room correction after precisely measuring how each loudspeaker interacts with the room. Because the room causes variations in the frequency response of the loudspeakers that are so large from seat to seat, it is important to measure each loudspeaker at several locations in the listening room. This should be done even if there is only one listener. Measurement at a single location is not representative of the acoustical problems in the room and will in most cases, degrade overall performance. Audyssey MultEQ is the only technology that can achieve room correction for multiple listeners in a large listening area. It does so by combining the data collected at several points in the room from each loudspeaker and then applying correction that minimizes the acoustical effects of the room and is matched to the frequency resolution of human perception (known as psychoacoustics). Furthermore, MultEQ correction is applied both in frequency and time domains and so there are no artifacts (such as smearing of sound or modal ringing) that are sometimes associated with traditional methods of room equalization.

In addition to correcting frequency response problems over a wide listening area, Audyssey MultEQ provides a completely automated sound system set-up process. It identifies how many loudspeakers are connected to the amplifiers and whether they are full-range, satellites, or subwoofers. If there is a least one subwoofer connected, Audyssey MultEQ determines the optimum crossover frequency between each satellite and the subwoofer(s). It automatically checks the polarity of each loudspeaker and alerts the user if there are any that may be wired out-of-phase relative to the others. It measures the distance to each loudspeaker from the main listening position and adjusts the delays so that sound from each loudspeaker arrives at the same time. Finally, Audyssey MultEQ determines the playback level of each loudspeaker and adjusts the volume trims so that all levels are equal.



MultEQ and the Audyssey MultEQ logo are trademarks of Audyssey Laboratories, Inc. All rights reserved.

3. POWER AMPLIFIER ADJUSTMENT

Idling Current Alignment

- Each of the measurement points are provided with the two test points. Set a digital Voltage meter to DC voltage input, connect the meter to the test points at both contact points.
- After the setup above, turn on the main switch.
- Adjust variable resistors (VR41 - VR71) according to the digital voltmeter readings. The target setting value is the following table for each channel.

Settings: Master Volume — Minimum
 Speaker out — No Load
 Top lid — OPEN

アイドリング電流調整

- 電源を ON する前にそれぞれの "+" 端子と "-" 端子間にデジタルボルトメーターを接続します。デジタルボルトメーターを DC 電圧入力にセットします。
- 上記のセットアップの後に、本機の電源を ON します。
- デジタルボルトメーターの電圧値を監視しながら可変抵抗器 (VR41 ~ VR71) を調節します。各チャンネルの目標値は下記の表を参照下さい。

セッティング: マスター・ボリューム — 最小
 スピーカー接続 — 無し
 トップカバー — 無し

Channel	Alignment Point	Measurement Point
Front L	VR41	CN41
Center	VR61	CN61
Front R	VR51	CN51
Surround L	VR42	CN42
Surround R	VR52	CN52
Surround Back L	VR62	CN62
Surround Back R	VR71	CN71

Time Table of Idling Current Rise

After Turning ON	Ambient temperature 20 to 30 degrees centigrade
	Measurement Voltage
10 min.	2.4 mV ± 0.3 mV
20 min.	2.4 mV ± 0.3 mV
30 min.	2.4 mV ± 0.3 mV

4. SERVICE MODE

MAIN CPU Version, DSP Version, HDMI CPU Version and Segment Check Mode.

1. Connect the mains cord into the unit.
2. Press the **POWER ON/STANDBY** button for turn on the unit.
3. Press the **PURE DIRECT, 7.1CH INPUT** and **M-DAX** buttons simultaneously more then 3 seconds.
4. The FL display shows "SERVICE MODE" for 2 seconds then shows the model name.

S	E	R	V	I	C	E		M	O	D	E	
---	---	---	---	---	---	---	--	---	---	---	---	--

			S	R	7	0	0	2				
--	--	--	---	---	---	---	---	---	--	--	--	--

(/K Ver. : P S 7 0 0 2)

5. Press the **ENTER** button, the software version of the MAIN CPU (IC17) is displayed in the format below.

V	0	7	0	8	0	4		1	U			
Year			Month			Date			Release No.		Destination	

6. Press the **ENTER** button again, the serial Number of the unit is displayed.

M	Z		2	9	4	9	6	7	2	9	5	
---	---	--	---	---	---	---	---	---	---	---	---	--

7. Press the **ENTER** button, the software version of the TI DSP (IC34) B1 Code is displayed in the format below.

B	1		1	0	7	0	7	0	5	1		
---	---	--	---	---	---	---	---	---	---	---	--	--

8. Press the **ENTER** button, the software version of the TI DSP (IC34) B2 Code is displayed in the format below.

B	2		1	0	7	0	7	0	5	1		
---	---	--	---	---	---	---	---	---	---	---	--	--

9. Press the **ENTER** button, the software version of the HDMI CPU (IC81) is displayed in the format below.

H	D	M	I		V	e	r	.	h	2	1	
---	---	---	---	--	---	---	---	---	---	---	---	--

10. Press the **ENTER** button again, the left half, right half and center of the label area in the FLD light on and off each other.
11. Press the **ENTER** button again, the segments of the character area in the FLD flick in checker pattern.
12. Press the **ENTER** button again, all the FL segments turns off.
13. Press the **ENTER** button again to quit this mode.

4. SERVICE MODE

MAIN CPU Version, DSP Version, HDMI CPU Version and Segment Check Mode.

1. 本機に電源コードを接続します。
2. **POWER ON/STANDBY**ボタンを押し、本機の電源を入れます。
3. **PURE DIRECT, 7.1CH INPUT, M-DAX**の3つのボタンを同時に3秒以上押します。
4. FLに"SERVICE MODE"と2秒表示し、次にモデル名を表示します。

S	E	R	V	I	C	E		M	O	D	E	
---	---	---	---	---	---	---	--	---	---	---	---	--

			S	R	7	0	0	2				
--	--	--	---	---	---	---	---	---	--	--	--	--

5. **ENTER**ボタンを押すと、MAINマイコン(IC17)のバージョンが表示されます。

V	0	7	0	8	0	4		1	U			
Year			Month			Date			リリース No.		仕向け	

6. 更に**ENTER**ボタンを押すと、シリアルナンバーが表示されます。

M	Z		2	9	4	9	6	7	2	9	5	
---	---	--	---	---	---	---	---	---	---	---	---	--

7. 更に**ENTER**ボタンを押すと、TI DSP (IC34) B1 Codeのバージョンが表示されます。

B	1		1	0	7	0	7	0	5	1		
---	---	--	---	---	---	---	---	---	---	---	--	--

8. 更に**ENTER**ボタンを押すと、TI DSP (IC34) B2 Codeのバージョンが表示されます。

B	2		1	0	7	0	7	0	5	1		
---	---	--	---	---	---	---	---	---	---	---	--	--

9. 更に**ENTER**ボタンを押すと、HDMI CPU (IC81)のバージョンが表示されます。

H	D	M	I		V	e	r	.	h	2	1	
---	---	---	---	--	---	---	---	---	---	---	---	--

10. 更に**ENTER**ボタンを押すと、FLのラベル部分の左半分と右半分および中心部が交互に点灯と消灯を繰り返します。
11. 更に**ENTER**ボタンを押すと、FLのキャラクタセグメント部がチェッカーフラグのように点灯と消灯を繰り返します。
12. 更に**ENTER**ボタンを押すと、FLは全消灯します。
13. 更に**ENTER**ボタンを押すと、サービスモードを終了します。

Product Reset

To reset the back up memory of the unit into the default status, follow the procedure below.

Should the operation or display seem to be abnormal, reset the unit with the following procedure.

To turn on the SR7002/SR8002, press and hold the **MULTI** and **SPEAKERS A/B** buttons simultaneously for 3 seconds or more.

Remember that the procedure will reset the settings of the function selector, Surround mode, delay time, TUNER PRESET etc., to their initial settings.

初期状態に戻すには（リセット）

但しリセット行くと、セットアップメニューにて設定した内容、サラウンドモードの設定の情報が消去されますことをご了承ください。

1. 電源が入っていることを確認します。
2. 本機の**MULTI** ボタンを押しながら、**SPEAKERS A/B** ボタンを3秒以上押します。

本機は一度スタンバイ状態になった後、再度POWER – ON 状態となり、各種設定された内容が初期化され、工場出荷時の状態に戻ります。

5. SYSTEM ERROR

Check 1

- **Indication of abnormalities with the EEPROM (DSP PWB / IC15) Interface**

This indicates a communication error wherein the ACK will not return for 2 seconds or more while the system is in communication with the EEPROM (DSP PWB / IC15).

- Message on FL display

C	H	E	C	K	E	2	P	I	F
---	---	---	---	---	---	---	---	---	---

Points to be checked

- 1) The IIC Clock Line (IC17/130pin – IC15/6pin) is normal when the power is ON;
- 2) The IIC Data Line (IC17/131pin – IC15 / 5pin) is normal when the power is ON;
- 3) The IC15/8pin is supplied with VCC +3.3V;
- 4) If none of the above is negative, the IC15 may be having a defect.

Check 2

- **+5V supply Error Detection (_5V DOWN)**

When the power is turned on or while the unit is in normal operation, an abnormality occurs with the +5V power supply, and the +5V power into the CPU 68 pin cannot be detected.

- **Detection of DC on Power Amp Output (_P AMP FAIL)**

When the power is turned on or while the unit is in normal operation, an abnormality occurs with the Power Amp, and DC is detected on the CPU 29 pin.

- **Detection of abnormal heat of Power Amp (_P AMP FAIL)**

The Power Amp is overheated while in normal operation, with an abnormality detected on the CPU 29pin.

- **Detection of Overcurrent below 200msec on Power Amp (_P CUR FAIL)**

When the product is in normal operation, an abnormality occurs with the POWER AMP, and an overcurrent of less than 200msec is detected on the CPU 109pin.

When errors like the above abnormalities are detected, the software automatically puts the product into STANDBY mode, with the STANDBY LED flickering approximately every 500msec.

NOTE : The product can recover from the SYSTEM ERROR when the user turns on and then off the STANDBY. However, once any of the above errors is redetected, the product goes into STANDBY again.

Points to be checked :

- 1) The CN30 (DSP PWB) 6 & 7 pins are supplied with +5V when the power is ON
- 2) The Microprocessor 29pin (Power Amp Fail) is outputting the "H" signal; (If the 29pin continues to

5. SYSTEM ERROR

Check 1

- **EEP-ROM (DSP PWB / IC15) Interface異常検出**

EEP-ROM (DSP PWB / IC15)との通信でACKが帰ってこない状態（通信エラー）が約2秒以上生じた場合FL

Displayに下記のような表示がされます。

- FL DisplayへのError表示

回路上の確認箇所

- ① Power ON時にIIC Clock Line (IC17/130pin - IC15 / 6pin)が正常なのを確認する。
- ② Power ON時にIIC Data Line (IC17/131pin - IC15 / 5pin)が正常なのを確認する。
- ③ IC15 / 8pinにVCC (+3.3V)が供給されていることを確認する。
- ④ 上記の①-③に不具合が生じていない場合はIC15の不良が考えられます。

Check 2

- **+5V Supply異常検出 (_5V DOWN)**

電源ON時又は通常動作時に+5V電源に異常が発生し、CPUの68pinに輸入される+5Vの検出が出来なかった（出来なくなった）場合。

- **Power Amp出力のDC検出 (_P AMP FAIL)**

電源ON時又は通常動作時にPower Ampに異常が発生し、CPUの29pinでPower Amp出力のDC検出がされた場合

- **Power Ampの異常温度検出 (_P AMP FAIL)**

通常動作時にPower Ampの異常な温度上昇が発生し、CPUの29pinで異常が検出がされた場合。

- **Power Ampの200msec未満の過電流検出 (_P CUR FAIL)**

通常動作時にPower Ampに異常が発生し、CPUの109pinでPower Ampの過電流が200msec未満で検出された場合。

上記のような異常検出がされた場合は、Softwareは自動的に製品をSTANDBY状態にして、STANDBY LEDを約500msec間隔で点滅させます。

復帰操作 :

このSystem ErrorはUserがSTANDBY ON/OFF操作を行うことで通常動作に復帰しますが、上記の異常を再検出することで製品は再びSystem Errorとなります。

回路上の確認箇所

- ① 電源ON時にCN30 (DSP PWB) 6, 7pinに+5Vが供給されていることを確認する。
- ② 電源ON時にマイコンの29pin (Power Amp Fail)が"H"になっていることを確認する。
(29pinが電源ONしてから2秒以上"L"状態が継続している場合はPOWER AMP回路に異常が発生している)

be in the "L" state for 2 seconds or more after the power is turned ON, the Power Amp circuit is having a problem.)

- 3) Check that the speaker cable connected to the product is not in contact and shorting out.
- 4) The Microprocessor 77pin (Power Down) is outputting the "H" signal when the power is turned ON; (If the 77pin continues to be in the "L" state after the power is turned on, the STANDBY PWB circuit, the IC74 and its adjacent circuits are developing an abnormality.)

NOTE : HOW TO RECOVER FROM SYSTEM ERROR (STANDBY LED flickering)

The product can recover by turning on STANDBY on the remote controller after the above errors are rectified.

Check 3

• **Detection of Overcurrent over 200msec on POWER AMP (_P CUR FAIL)**

When the power is turned on or while the product is in normal operation, an abnormality occurs with the POWER AMP, and an overcurrent of 200msec or more (500msec or more when the power is on) is detected on the CPU 109pin.

• **Detection of an abnormality on +/-15V Supply or Power Amp power supply (_P LINE FAIL)**

When the power is turned on or while the product is in normal operation, an abnormality occurs with the +/-15V supply or POWER AMP power supply with an abnormality detected on CPU 66pin.

When errors like the above abnormalities are detected, the software automatically puts the product into STANDBY mode, with the STANDBY LED flickering approximately every 125msec.

NOTE : This SYSTEM ERROR cannot be rectified by users. In order to power on the product, please do the following:

Hold down "PURE DIRECT", "7.1CH INPUT" & "CLEAR" at the same time for 3 seconds or more. However, if any problem remains with the product, the SYSTEM ERROR will occur again.

Points to be checked on the circuit

- 1) Check that the 109pin (_P CUR FAIL) of the microprocessor is outputting "H". (If the 109pin is in the L-state for 500msec or more after the power is turned on, the POWER AMP circuit is developing an abnormality.)
- 2) Make sure that the 66pin of the microprocessor (POWER LINE FAIL) is "H". (If the 66pin is in the L-state for 2 seconds or more after the power is turned on, the +/-15V power supply or the POWER AMP power supply is developing an abnormality.)

- ③ 製品に接続されているSpeaker Cableが+/-又はRear Panel等にShortしていないか確認する。
- ④ 電源ON時にマイコンの77pin (Power Down)が"H"になっていることを確認する。
(電源ONしても、77pinが"L"状態で継続している場合はSTANDBY PWB上のIC74及び周辺回路に異常が発生している)

復帰操作 :

System Error (STANDBY LEDの点滅)からの復帰は上記の不具合を改善後リモコンのSTANDBY ON操作で復帰できます。

Check 3

• **Power Ampの200msec以上の過電流検出 (_P CUR FAIL)**

電源ON時又は通常動作時にPower Ampに異常が発生し、CPUの109pinでPower Ampの過電流が200msec以上 (Power ON時は500msec以上)検出された場合。

• **+/- 15V Supply又は、Power Amp用電源の異常検出 (_P LINE FAIL)**

電源ON時又は通常動作時に+/-15V電源又は、Power Amp用の電源に異常が発生し、CPUの66pinで異常検出がされた場合。

上記の様な異常検出がされた場合は、製品をSTANDBY状態にして、STANDBY LEDを約125 msec間隔で点滅させます。

Note : このSystem ErrorはUserが通常動作に復帰させることは出来ません。製品の電源をONさせる場合は次の操作を行います。

復帰操作 :

"PURE DIRECT" + "7.1CH INPUT" + "CLEAR"ボタンを同時に押して3秒以上保持する。
但し、製品に不具合が残っている場合は再びSYSTEM ERRORが働きます。

回路上の確認箇所

- ① 電源ON時にマイコンの109pin (_P CUR Fail) が"H"になっていることを確認する。
(109pinが電源ONしてから500 msec以上"L"状態が継続している場合はPOWER AMP回路に異常が発生している)
- ② 電源ON時にマイコンの66pin (Power Line Fail)が"H"になっていることを確認する。
(66pinが電源ONしてから2秒以上"L"状態が継続している場合は+/-15V電源又は、Power Amp用の電源に異常が発生している)

Check 4

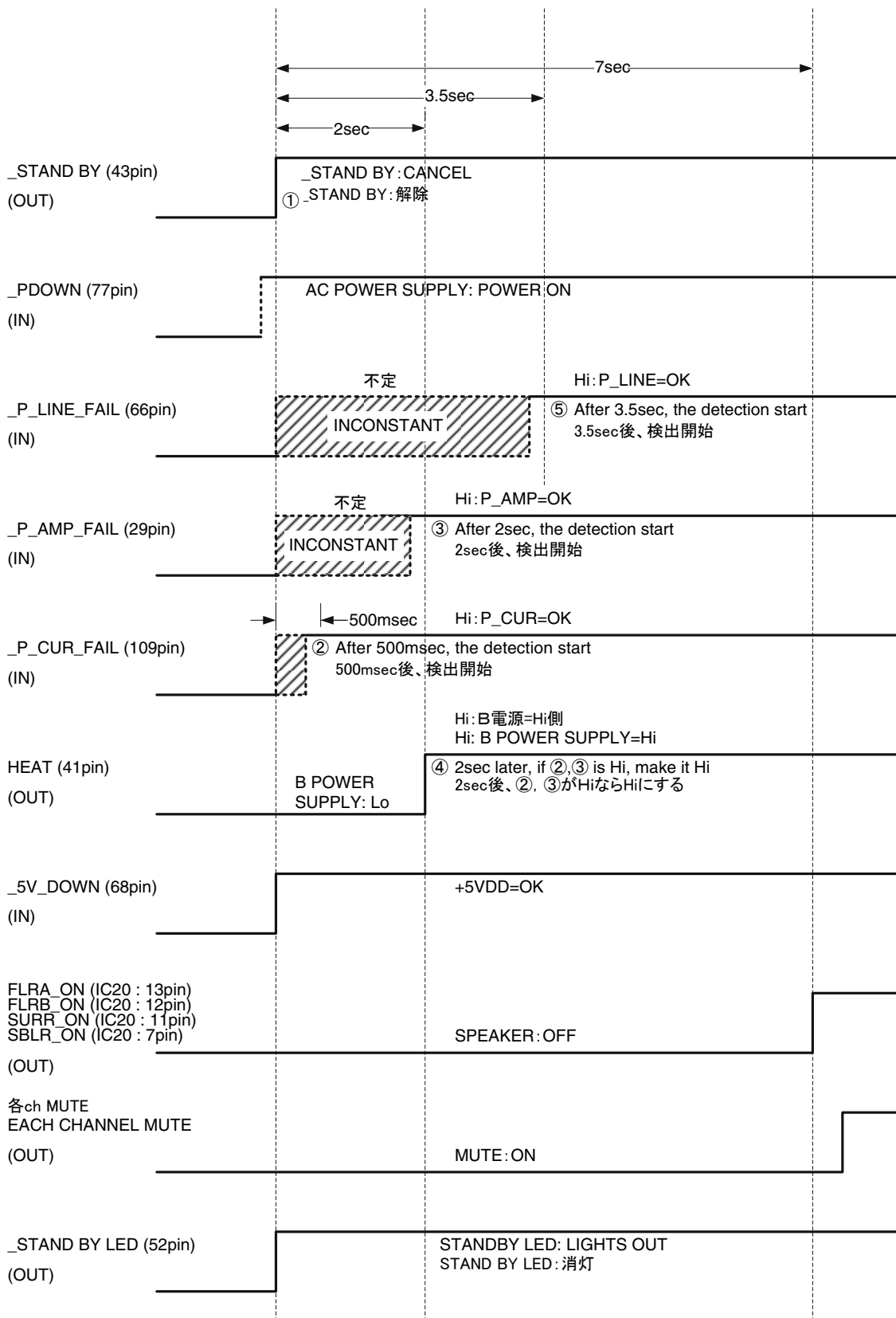
• TIMING CHART

Normal operation when the power is turned on

Check 4.

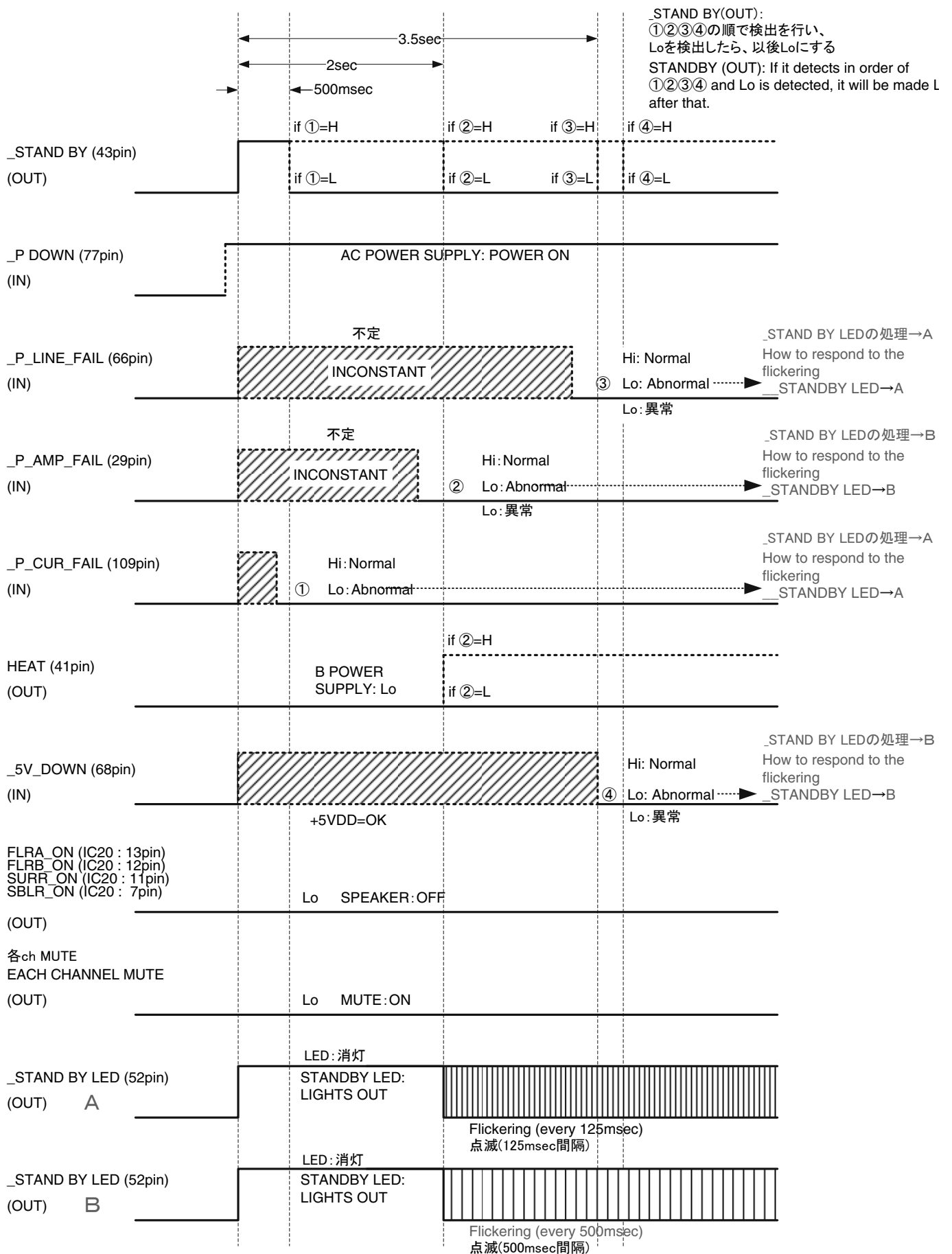
• TIMING CHART

電源ON時の正常動作



For the product to start operating normally when the power is turned on, the circuit connected to each input port of _P DOWN, _5V DOWN, _P CUR FAIL, _P AMP FAIL and _P LINE FAIL needs to be operating normally.

電源ON時に製品が通常動作を開始するためには、上図の様なTimingで_P DOWN, _5V DOWN, _P CUR FAIL, _P AMP FAIL, _P LINE FAILの各入力Portで接続されている回路が正常動作している必要があります。



6. DUAL BACKUP MEMORY

This product has a Dual Backup Memory function. The conventional Backup functions to memorize, in the EEPROM in the circuit, a current setting of the moment the main power is turned off so that it can be restored when it is turned ON again. Meanwhile, the DUAL BACKUP MEMORY is capable of memorizing any arbitrary setting that is configured while the product is in operation so as to restore it at any time.

When servicing units returned from end-users for repairs, use this function to back up the current setting (e.g. Tuner Preset). This will enable the units to be returned to the users after repairs, with the setting unchanged.

NOTE : If end-users use this function, the data will be overwritten.

• HOW TO OPERATE

-Backup-

1. Configure a setting you would like to save in the MEMORY and hold down the [MEMORY] and [ENTER] buttons on the Front Panel at the same time for 3 seconds or more.
2. The FL Display indicates "MEMORY SAVING" while the Backup is being performed..
3. The FL Display indicates "COMPLETE" when the Backup is completed.

-Recovery-

1. Hold down the [MEMORY] and [ENTER] buttons on the Front Panel at the same time for 3 seconds or more.
2. The FL Display indicates "MEMORY LOAD" while the Recovery is being performed.
3. After the FL Display indicates "COMPLETE", the product goes into Standby mode. When the power is restored, the Recovery is completed. The FL Display indicates "NO BACKUP" if the DUAL BACKUP MEMORY has not been activated with no data to be recovered saved in the Memory. This function does not back up the levels of Main Room Volume, Multi Room Volume and Multi Speaker Volume. When the Recovery is done, ∞ is indicated.

• SERVICE PRECAUTIONS

When the Flash Rom (IC34) on the DSP PWB is replaced or when the DSP CODE is rewritten for a version upgrade, make sure, in order to maintain consistency with the Backup Memory, to clear the DUAL BACKUP MEMORY in the following way :

-How to clear the Backup Memory-

1. Hold down the [MENU] and [CLEAR] buttons on the Front Panel at the same time for 3 seconds or more.
2. The FL Display indicates "BACKUP CLEAR" while the memory is being cleared.
3. After the FL Display indicates "COMPLETE", the operation is completed.

6. DUAL BACKUP MEMORY

本機はDual Backup Memory機能を持っています。

通常のBackupは製品の主電源が切られた時に、その時の状態を回路上のEEP-Rom (IC15)にMemoryして、電源がONされた時にその状態を復帰させますが、DUAL BACKUP MEMORY機能は、動作状態にある任意の状態をMemoryして、いつでもその状態を復帰させることが出来る機能です。

この機能を使ってEnd Userから修理依頼を受けた時の状態をBack Upさせておけば、修理後に確認の操作をしても、Userが使用していたときの状態(TunerのPreset等)を復帰させて返却することもできます。

注意 : End Userがこの機能を使用していた場合はそのDataは上書きされてしまうので注意が必要です。

• 操作方法

-Backup操作-

1. 製品をMemoryしたい状態にして、Front Panel上の[MEMORY]と[ENTER]ボタンを同時に3秒以上押し続けます。
2. FL Displayに"MEMORY SAVING"と表示されBackup処理が行われます。
3. FL Displayに"COMPLETE"と表示されれば処理は完了です。

-Recovery操作-

1. Front Panel上の[MEMORY]と[MENU]ボタンを同時に3秒以上押し続けます。
2. FL Displayに"MEMORY LOAD"と表示されRecovery処理が行われます。
3. FL Displayに"COMPLETE"と表示され製品は一度Standby状態となり復帰後Recovery処理が完了します。この時、DUAL BACK UP MEMORY操作がされてなく、RecoveryするDataがMemoryされていない場合はFL Displayに"NO BACKUP"と表示されます。また、Main Room Volume , Multi Room Volume , Multi Speaker Volumeの各Volume値についてはこの機能ではBackupされずに-∞でRecoveryされます。

• Service時の注意点

DSP PWB上のFlash Rom (IC34)を交換した場合または、DSP CODEをVersion Up等の理由から書き換えた場合は、Backup Memoryとの整合性の為に必ず次の方法でDUAL BACKUP MEMORYの消去を行います。

-Backup MemoryのClear操作-

1. Front Panel上の[MENU]と[CLEAR]ボタンを同時に3秒以上押し続けます。
2. FL Displayに"BACKUP CLEAR"と表示されClear処理が行われます。
3. FL Displayに"COMPLETE"と表示されれば処理は完了です。

7. UPDATE FIRMWARE

WRITING AND UPDATE SOFTWARE

Software for MAIN CPU, flash ROM for DSP and HDMI CPU can be updated/downloaded.

Have update/download application software. ("H8Download.exe", "da708_writer.exe", "wr36049.exe")

There are three mode of download, regarding to the target of software as bellow.

•Mode 1: Update/Download MAIN CPU's software to internal Flash-ROM.

This mode is to update/download the software for MAIN CPU.

The target devise is internal flash ROM of CPU (IC17) on CUP11872Z (DSP PWB).

The unit needs to be set to writing condition, by pushing internal switch from rear panel.

The updating of software takes about 2 minutes and 30 seconds.

•Mode 2: Update/Download DSP's software to 32M Flash-ROM.

This mode is to update/download the software for DSP.

The target devise is 32M Flash-ROM (IC34) on CUP11989Z (DSP PWB).

The unit needs to be set writing condition, by three front buttons.

The updating of software takes about 6 minutes and 30 seconds.

•Mode 3: Update/Download HDMI CPU's software to internal Flash-ROM.

This mode is to update/download the software for HDMI CPU.

The target devise is internal flash ROM of CPU (IC90) on CUP11982Z (HDMI PWB).

The unit needs to be set writing condition, by three front buttons.

The updating of software takes about 2 minutes.

NECESSARY EQUIPMENT

The following items are required for updating/downloading.

Windows PC (OS: Windows2000 or WindowsXP) with Serial port.

RS-232C Dsub-9 pin cable (female to female/straight type)

Update software to MAIN CPU. (H8Download.exe, etc... in MAIN folder)

Update software to flash ROM for DSP. (da708_writer.exe, etc... in DSP folder)

Update software to HDMI CPU. (Writing data in HDMI folder)

Use RS232C Dsub-9 pin cable (female to female/straight type) to connect PC and the RS-232C port in rear panel of the unit, when updating/downloading MAIN CPU, DSP and HDMI CPU.

7. UPDATE FIRMWARE

WRITING AND UPDATE SOFTWARE

MAINマイコン、DSPのフラッシュROM、HDMIマイコンのソフトウェアは更新、および書き込みが出来ます。

更新および書き込みには書き込み用アプリケーションが必要です。("H8Download.exe", "da708_writer.exe", "fdtv306r00.exe")

書き込みには下記の3つのモードがあります。

•Mode 1: Update/Download MAIN CPU's software to internal Flash-ROM.

このモードはMAINマイコンの更新および書き込み用です。基板CUP11989Z (DSP PWB)のIC17のマイコン内部のフラッシュROMに書き込みます。

本機のリアパネルから内部スイッチを押し、書き込みモードにする必要があります。

書き込みにかかる時間は約2分30秒です。

•Mode 2: Update/Download DSP's software to 32M Flash-ROM.

このモードはDSPのフラッシュROMの更新および書き込み用です。

基板CUP11989Z (DSP PWB)のIC34のフラッシュROMに書き込みます。

本機のフロントボタン3つから書き込みモードにする必要があります。

書き込みにかかる時間は約6分30秒です。

•Mode 3: Update/Download HDMI CPU's software to internal Flash-ROM.

このモードはHDMIマイコンの更新および書き込み用です。基板CUP11982Z (HDMI PWB)のIC90のマイコン内部のフラッシュROMに書き込みます。

本機のフロントボタン3つから書き込みモードにする必要があります。

書き込みにかかる時間は約2分です。

必要機器

下記は更新および書き込みに必要な機器です。

Windows PC (OS : Windows2000 またはWindowsXP) で Serial ポートのあるもの

RS-232C ストレートケーブル(9Pin メス-9Pin メス)

MAINマイコン用書き込みソフトウェア(MAINフォルダ内 H8Download.exeなど)

DSPフラッシュROM用書き込みソフトウェア(DSPフォルダ内da708_writer.exeなど)

HDMIマイコン用書き込みソフトウェア(HDMI内 wr36049.exeなど)

MAINマイコン、DSPフラッシュROM、HDMIマイコンのソフトウェアを更新および書き込みする場合、RS-232Cケーブルで本機リアパネルのRS232CコネクタとWindows PCのSerialポートを接続します。

Mode 1: Update/Download MAIN CPU's software to internal Flash-ROM

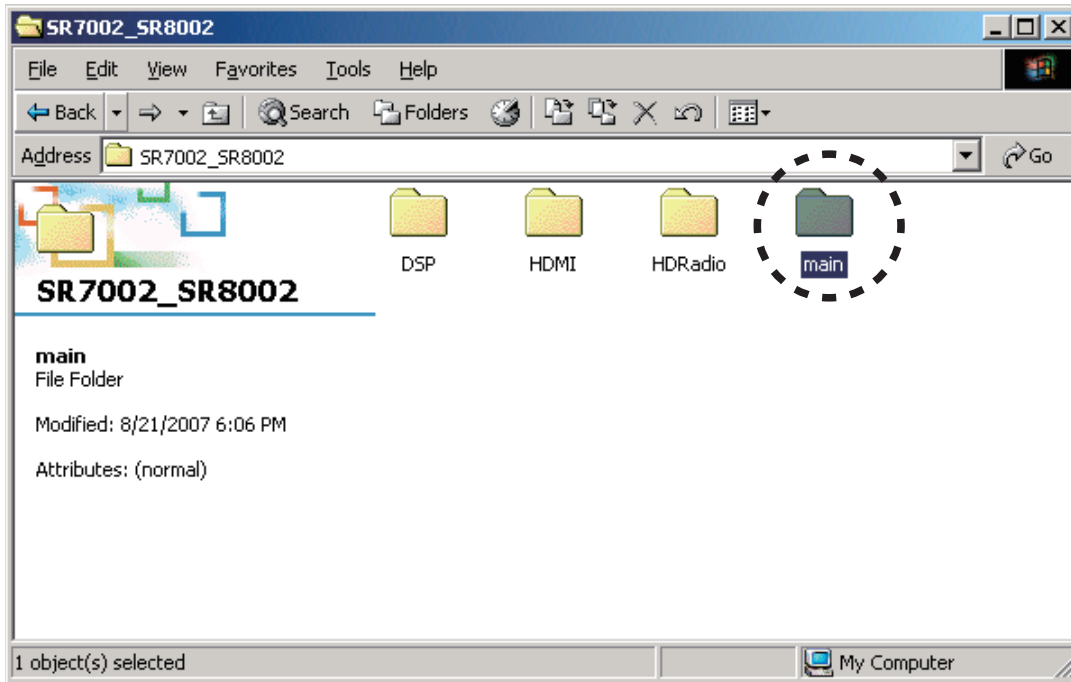
Update/Download software for MAIN CPU (Mode 1)

1. Put the "main" folder into anywhere on your PC's hard disc.

Mode 1: Update/Download MAIN CPU's software to internal Flash-ROM

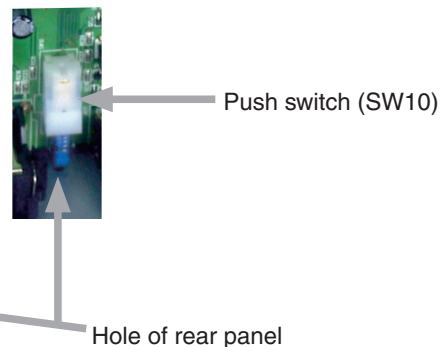

Update/Download software for MAIN CPU (Mode 1)

1. "main"フォルダをPCの任意のフォルダにコピーします。



2. Connect RS-232C on the rear panel of the unit and Serial Port of windows PC with RS-232C cable.
3. Insert a thin rot to the hole near the MULTI RC OUT terminal and push the switch (SW10) inside to turn on the switch.

2. 本機のリアパネルにあるRS-232CコネクタとWindows PCのSerialポートをRS-232Cケーブルで接続します。
3. 細い棒を使い本機のMULTI RC OUT端子の右とりにある穴から内部スイッチ(SW10)を押して書き込みモードにします。

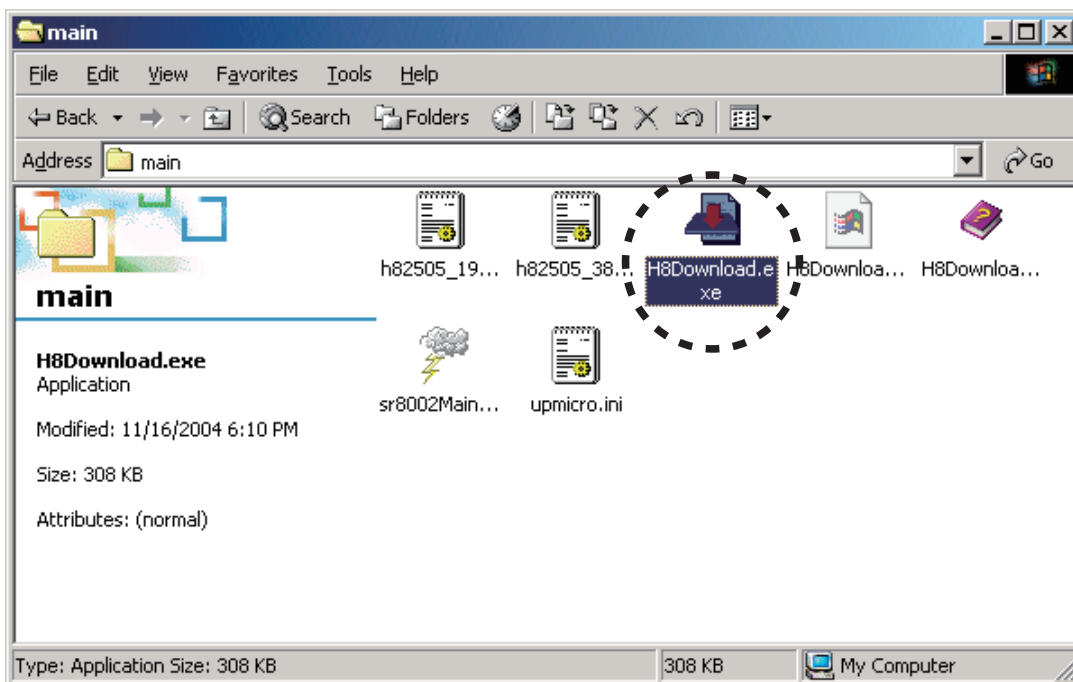


4. Connect the mains cord into the unit. And press the **POWER ON/OFF** button for turn on the unit. (Except U1B)
NOTE : When the unit is into boot mode, STANDBY LED is lights at green.

4. 本機に電源ケーブルを差し、**POWER ON/OFF**ボタンを押して電源を入れます。
注意：本機が書き込みモードになるとSTANDBY LEDが緑色に点灯します。

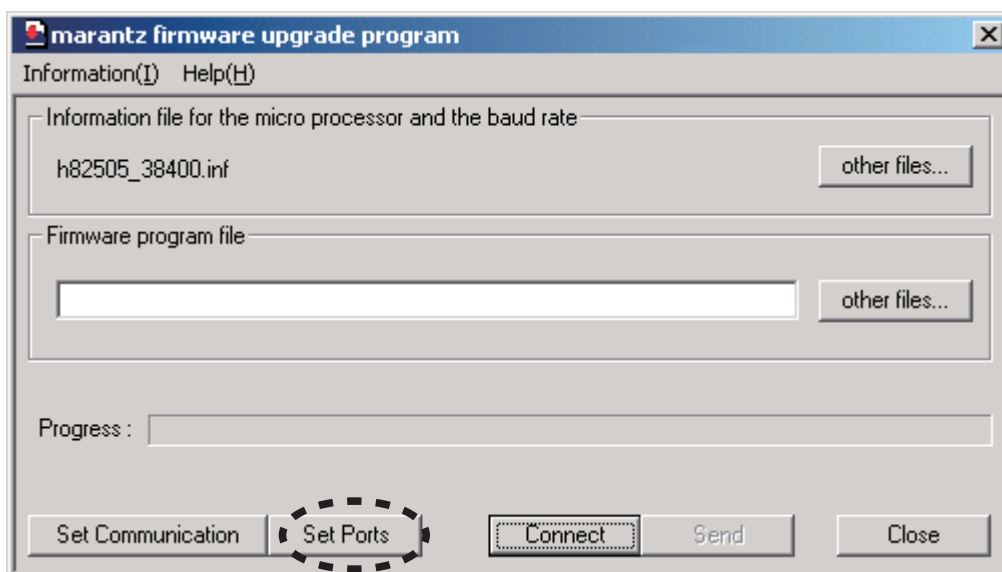
5. Double click the H8Download.exe. And launch the marantz firmware upgrade program.

5. H8Download.exeをダブルクリックし、marantz firmware upgrade programを起動します。



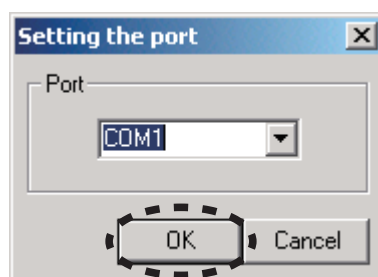
6. Click the **Set Ports**.

6. **Set Ports**をクリックします。



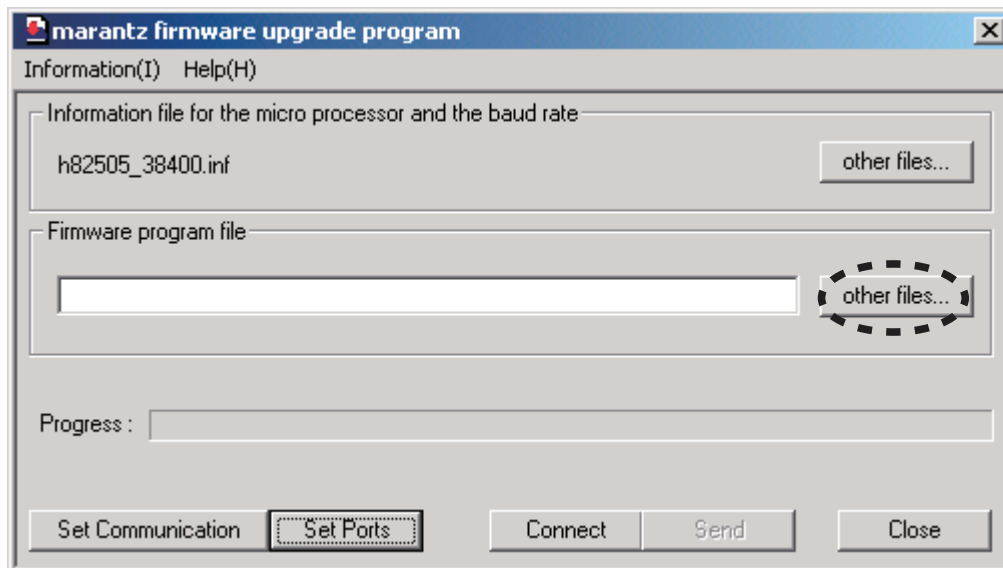
7. Choose the **COM Port number**. And Click the **OK**.

7. 使用する**COMポート番号**を選択し、**OK**をクリックします。



8. Click the **other files...** in the Firmware program file.

8. Firmware program file内の**other files...**をクリックします。

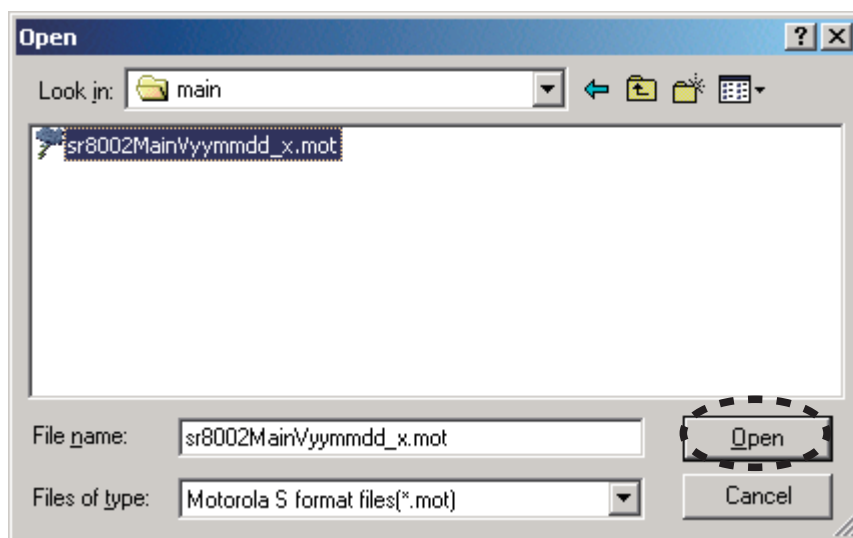


9. Choose the SR8002MainVyyymmdd_x.mot. And click the **Open**.

9. SR8002MainVyyymmdd_x.motを選択し、**Open**をクリックします。

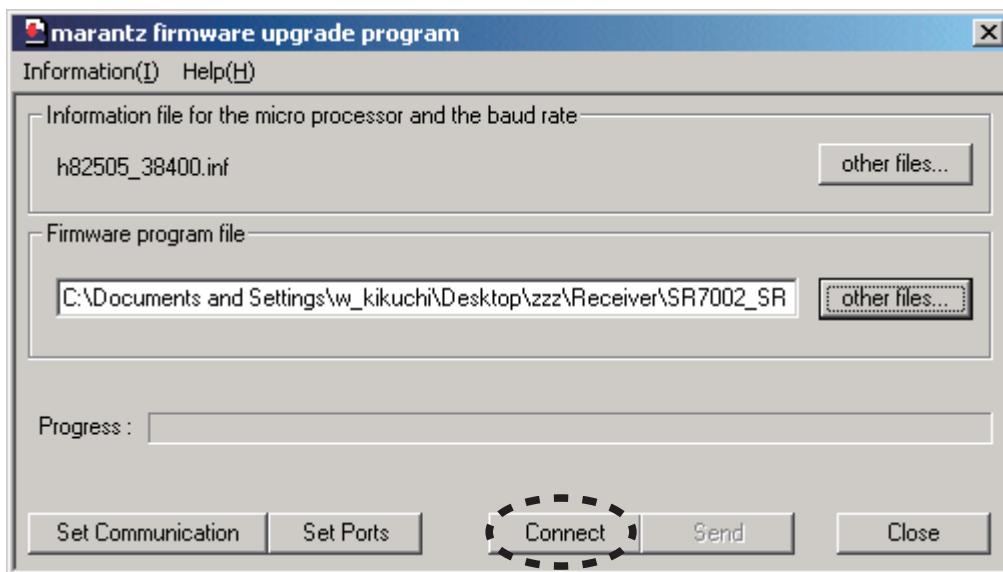
NOTE : The yy is two digits of year. The mm is month. The dd is date. The x is release number.

注意 : yyは年の下二桁、mmは月、ddは日、xはリリースナンバー



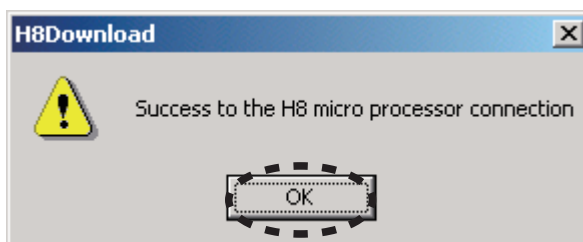
10. Click the **Connect**.

10. **Connect**をクリックします。



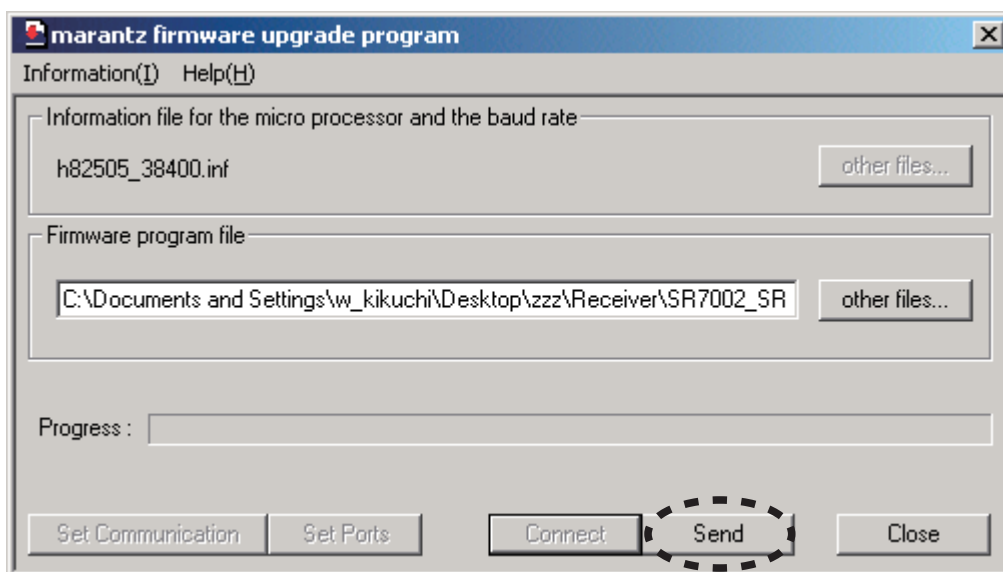
11. If the connection with the H8 μ -P is successfully made, a dialogue box saying "Success to the H8 micro processor connection" appears. If the connection fails, error message will appear. Click the **OK**.

11. H8マイコンとの接続に成功すると"Success to the H8 micro processor connection"と表示したダイアログボックスが表示されます。接続に失敗するとエラーメッセージが表示されます。**OK**をクリックします。



12. Click the **Send** to start update/download. The writing of software takes about 2 minute and 30 seconds.

12. **Send**をクリックし書き込みを開始します。書き込みにかかる時間は約2分30秒です。



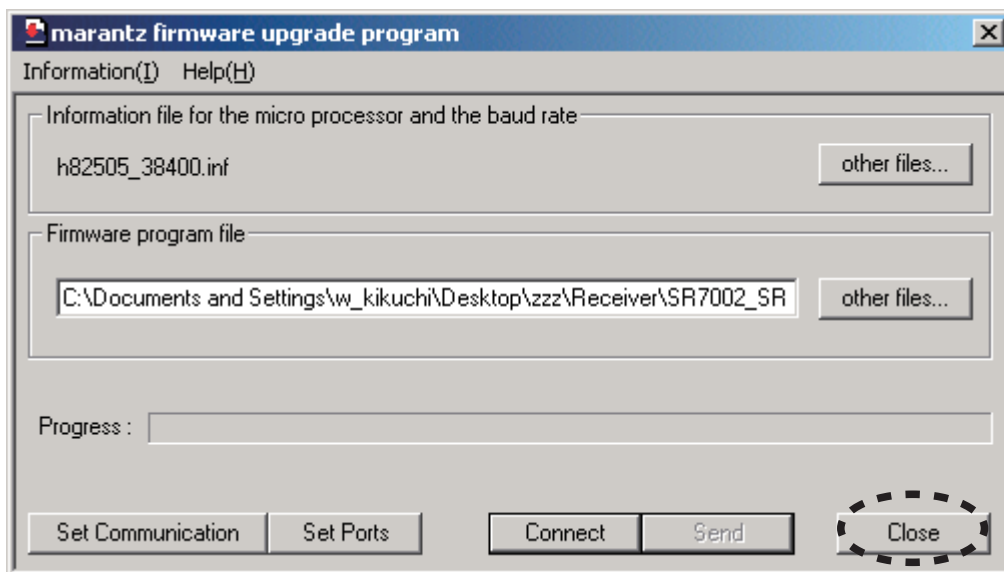
13. If the firmware is updated/downloaded successfully, a dialog box saying "Finished the firmware program sending" appears.
Click the **OK**.

13. 書き込みが成功すると"Finished the firmware program sending"と表示したダイアログボックスが表示されます。
OKをクリックします。



14. Click the **Close** to close the application.

14. **Close**をクリックしアプリケーションを閉じます。



15. Press the **POWER ON/OFF** button for turn off the unit.
(Except U1B)
16. Disconnect the mains cord.
17. Disconnect the RS-232C cable from the unit.
18. Insert a thin rot to the hole and push the switch (SW10) inside to turn off the switch.

15. **POWER ON/OFF**ボタンを押して本機の電源を切ります。
16. 電源ケーブルを本機から外します。
17. RS-232Cケーブルを本機から外します。
18. 細い棒を使い本機のMULTI RC OUT端子の右となりにある穴から内部スイッチ(SW10)を押して書き込みモードを解除します。

Mode 2 : Update/Download DSP's software to 32M Flash-ROM

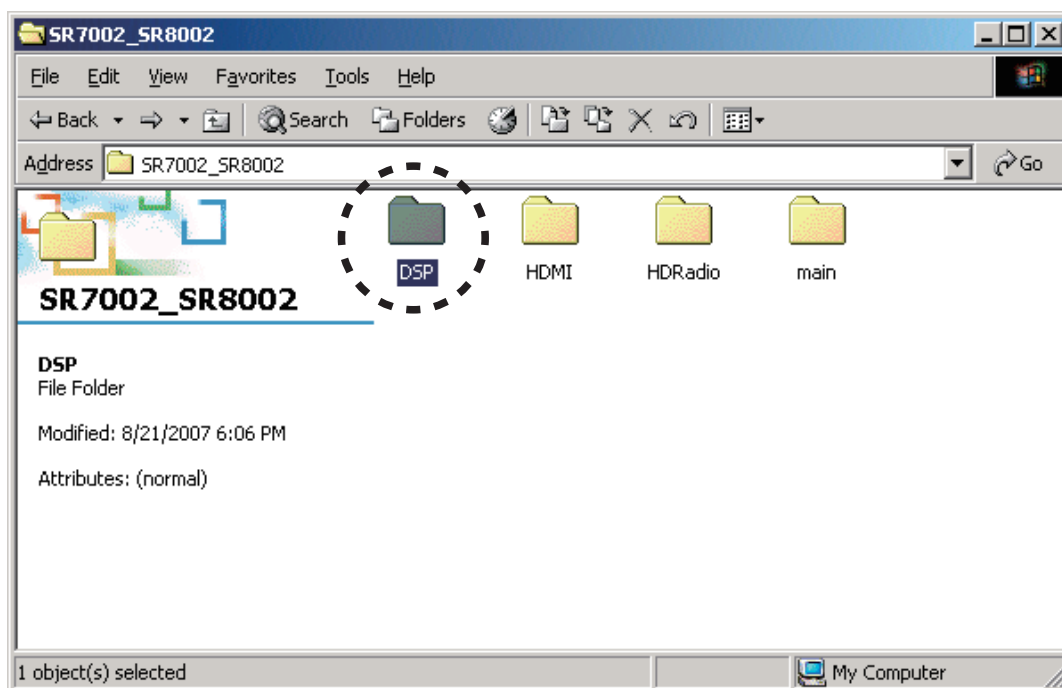
Update/Download Software for DSP (Mode 2)

1. Put the "DSP" folder into anywhere on your PC's hard disc.

Mode 2: Update/Download DSP's software to 32M Flash-ROM

Update/Download Software for DSP (Mode 2)

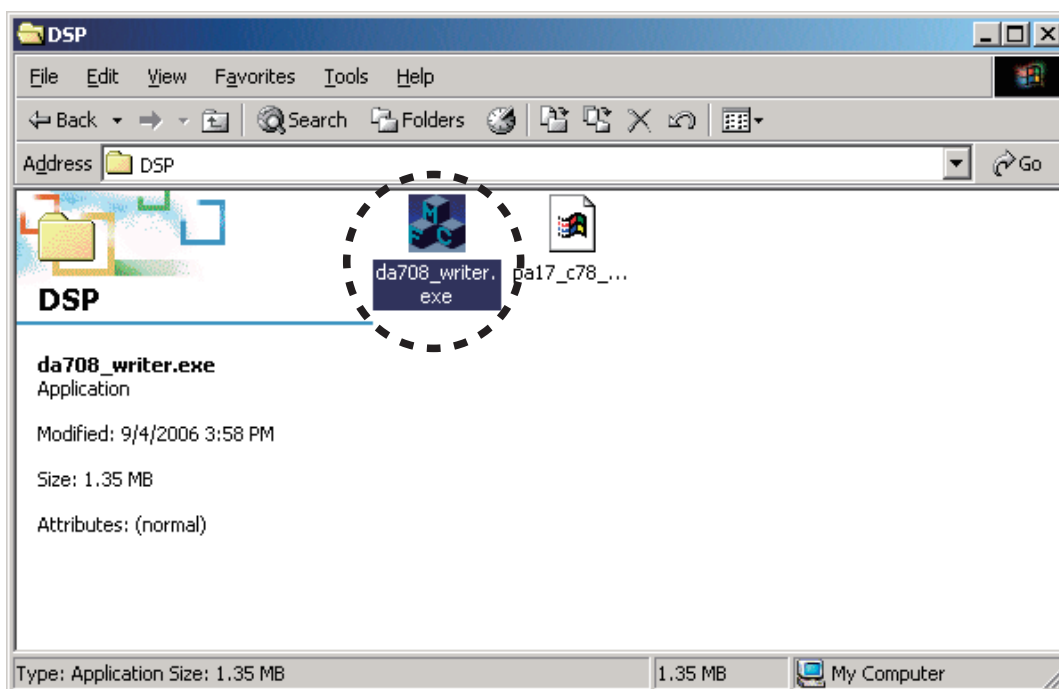
1. "DSP"フォルダをPCの任意のフォルダにコピーします。



2. Connect the RS-232C on rear panel of the unit and the Serial Port of windows PC with RS-232C cable.
 3. Connect the mains cord into the unit.
 4. Press the **POWER ON/OFF (ON/STANDBY)** button for turn on the unit.
 5. Press the **ENTER, SURROUND MODE** and **T-MODE** buttons simultaneously more than 3 seconds to turn the unit into Loading Mode.
 6. The FLD shows "SELECT DSP" after showed "LOADING MODE".
 7. Press the **ENTER** button.
 8. "SELECTED DSP" shows on the FLD.
2. 本機のリアパネルにあるRS-232CコネクタとWindows PCのSerialポートをRS-232Cケーブルで接続します。
 3. 本機に電源ケーブルを差します。
 4. **POWER ON/OFF**ボタンを押し、本機の電源を入れます。
 5. **ENTER, SURROUND MODE, T-MODE**の3つボタンを同時に3秒以上押し続け、本機をローディングモードにします。
 6. FLに"LOADING MODE"と表示された後、"SELECT DSP"と表示されます。
 7. **ENTER**ボタンを押しします。
 8. FLの表示が"SELECTED DSP"に変わります。

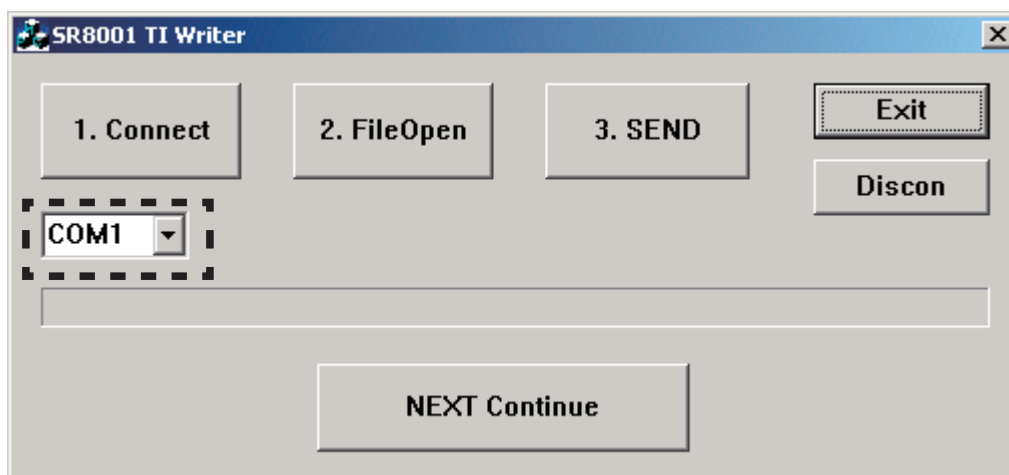
9. Double click the da708_writer.exe. And Launch the SR8001 TI Writer.

9. da708_writer.exeをダブルクリックし、SR8001 TI Writerを起動します。



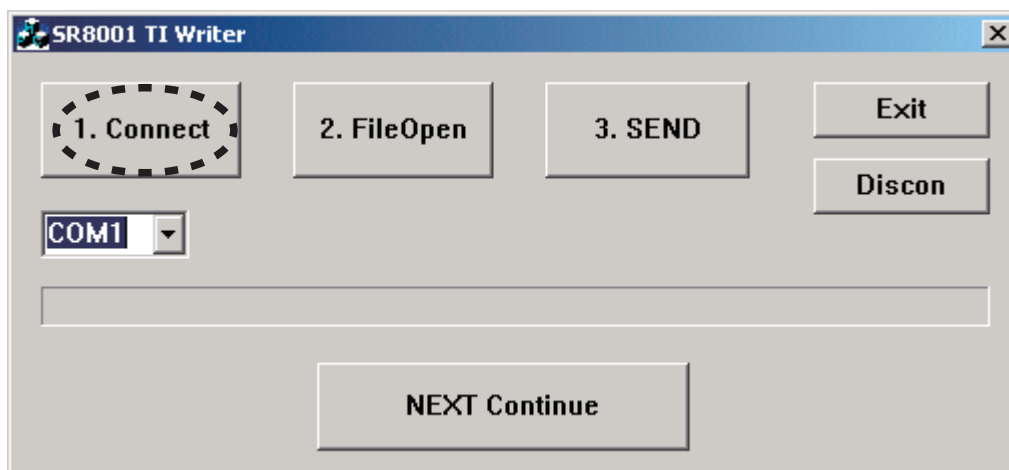
10. Choose the COM Port number.

10. 使用するCOMポート番号を選択します。



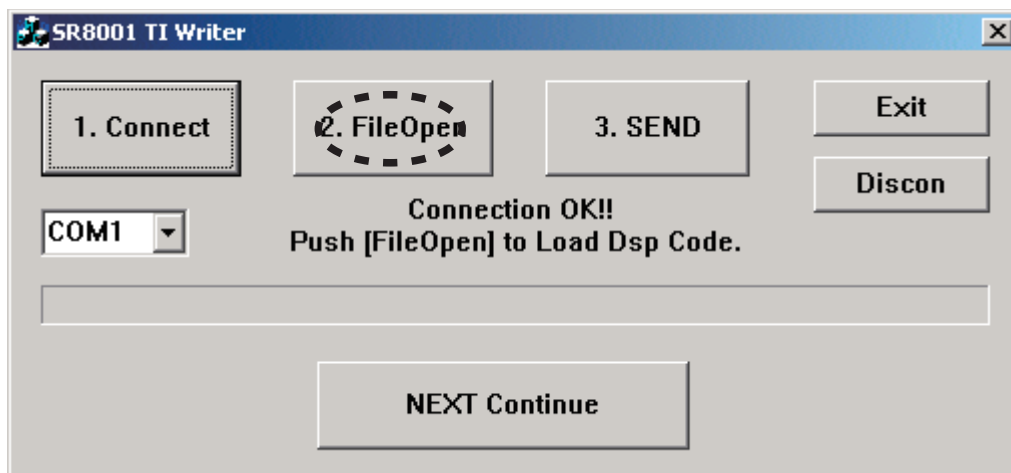
11. Click the Connect.

11. Connectをクリックします。



12. "Connection OK!!" appears on SR8001 TI Writer. And click the **FileOpen**.

12. SR8001 TI Writer上に"Connection OK!!"と表示されたら、**FileOpen**をクリックします。

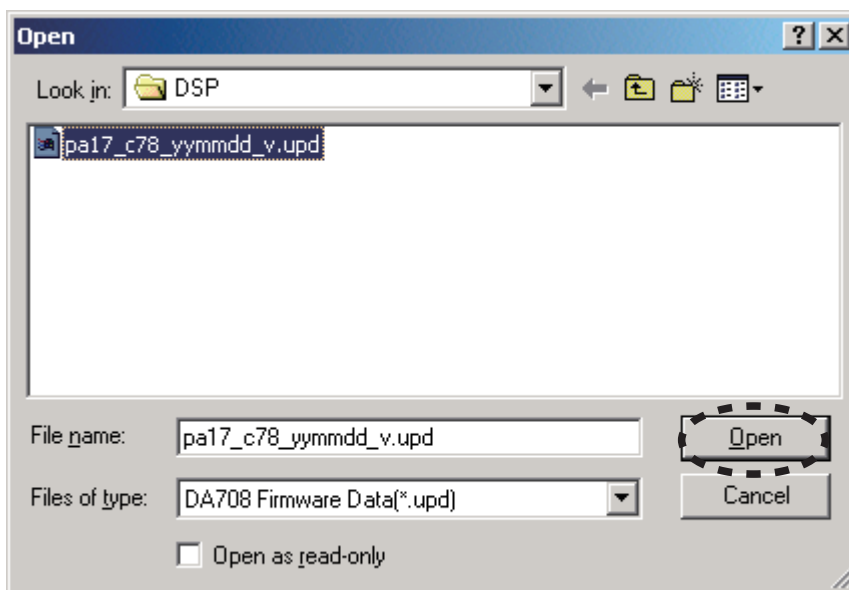


13. Choose the pa17_c78_yymmdd_v.upd. And click the **Open**.

13. pa17_c78_yymmdd_v.updを選択し、**Open**をクリックします。

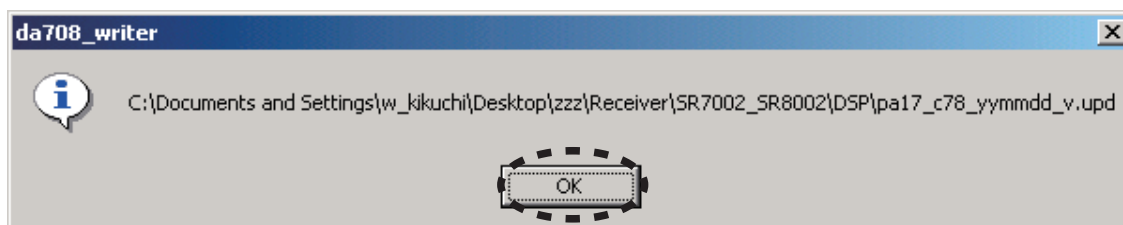
NOTE : The yy is two digits of year. The mm is month. The dd is date. The v is release number.

注意 : yyは年の下二桁、mmは月、ddは日、vはリリース番号



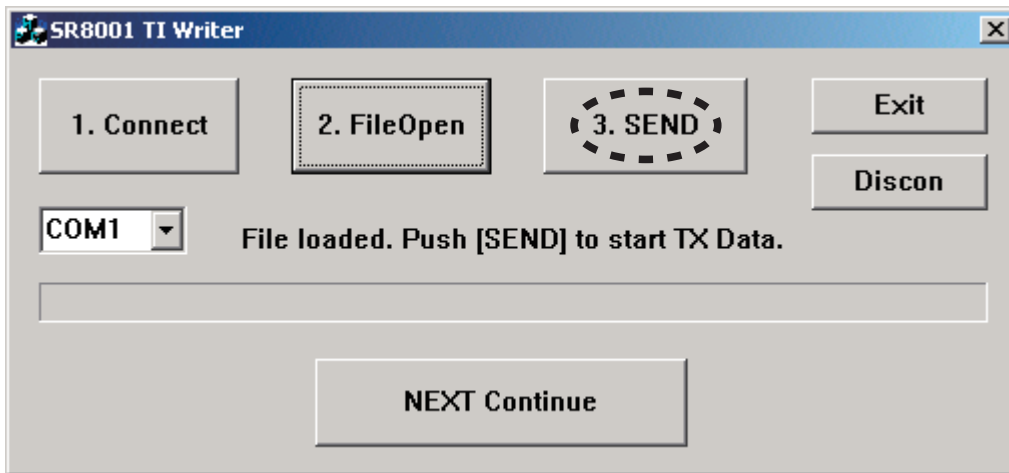
14. Click the **OK**.

14. **OK**をクリックします。



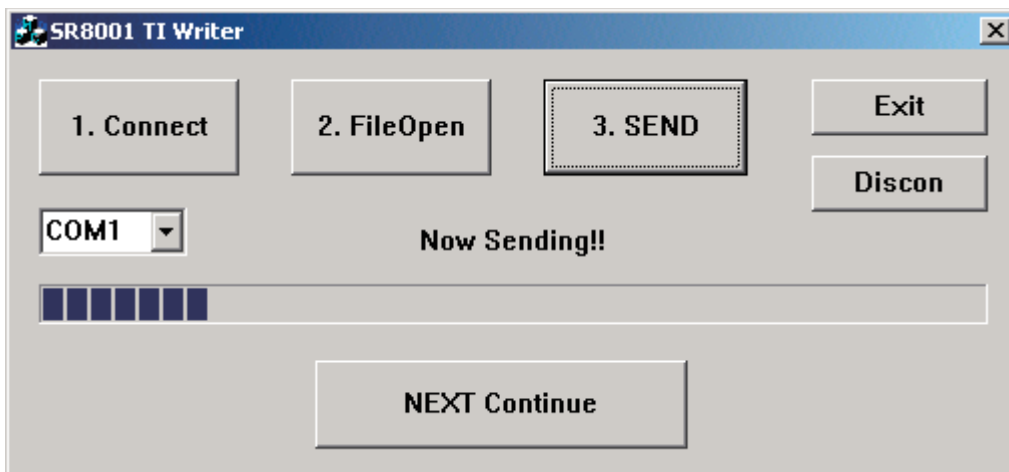
15. Click the **SEND**.

15. **SEND**をクリックします。



16. Software is written into the DSP Flash ROM.
The writing of software takes about 6 minutes and 30 seconds.

16. ソフトウェアがDSPフラッシュROMに書き込まれます。
書き込みにかかる時間は約6分30秒です。



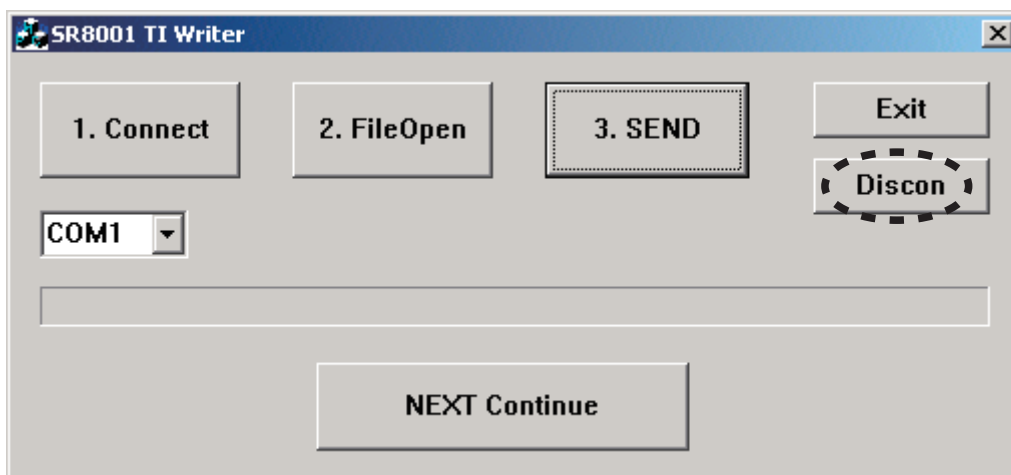
17. Click the **OK**.

17. **OK**をクリックします。



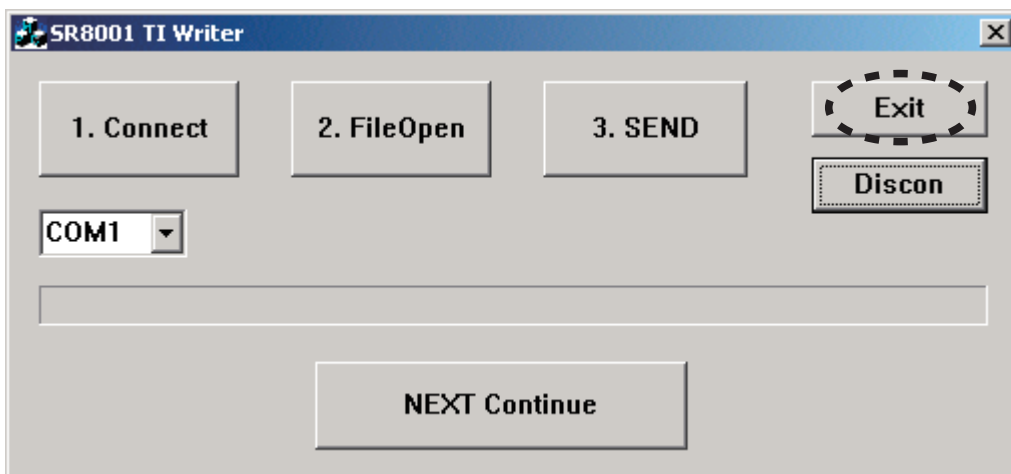
18. Click the **Discon**.

18. **Discon**をクリックします。



19. Click the **Exit**.

19. **Exit**をクリックします。



- 20. Press the **POWER ON/OFF** button for turn off the unit.
(Except U1B)
- 21. Disconnect the mains cord and
- 22. Disconnect the RS-232C cable from the unit.

- 20. **POWER ON/OFF**ボタンを押し、本機の電源を切ります。
- 21. 本機から電源コードを外します。
- 22. RS-232Cケーブルを外します。

Mode 3: Update/Download HDMI CPU's software to internal Flash-ROM.

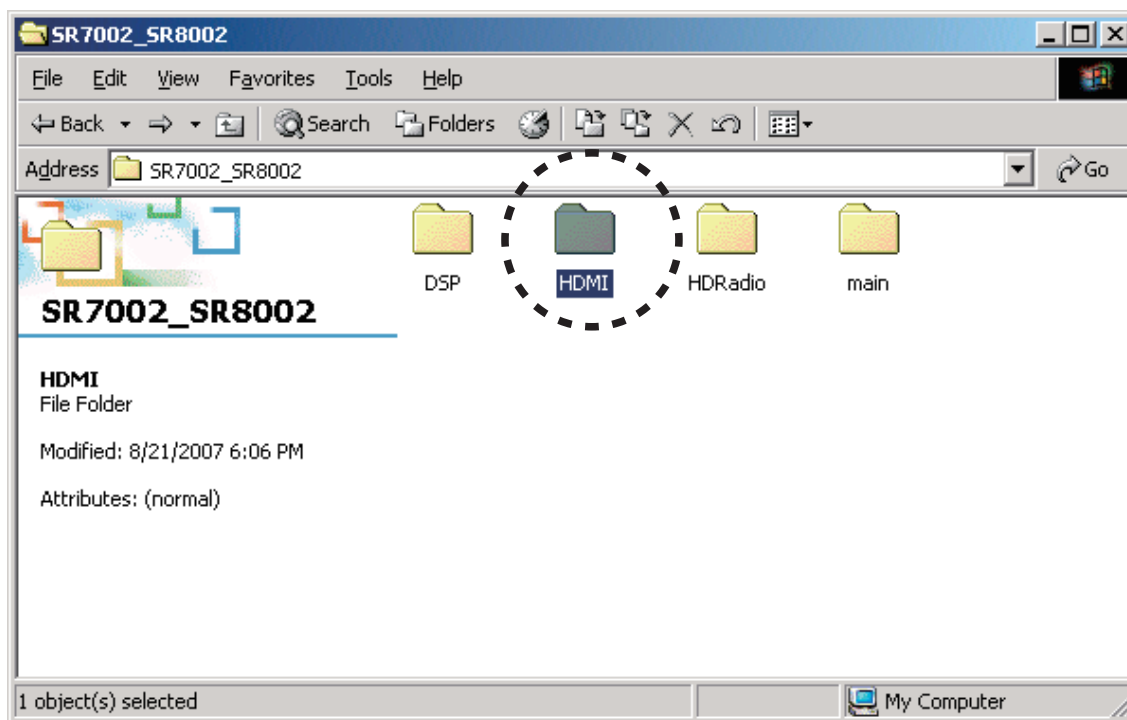
Update/Download software for HDMI CPU (Mode 3)

1. Put the "HDMI" folder into anywhere on your PC's hard disc.

Mode 3: Update/Download HDMI CPU's software to internal Flash-ROM.

Update/Download software for HDMI CPU (Mode 3)

1. "HDMI"フォルダをPCの任意のフォルダにコピーします。

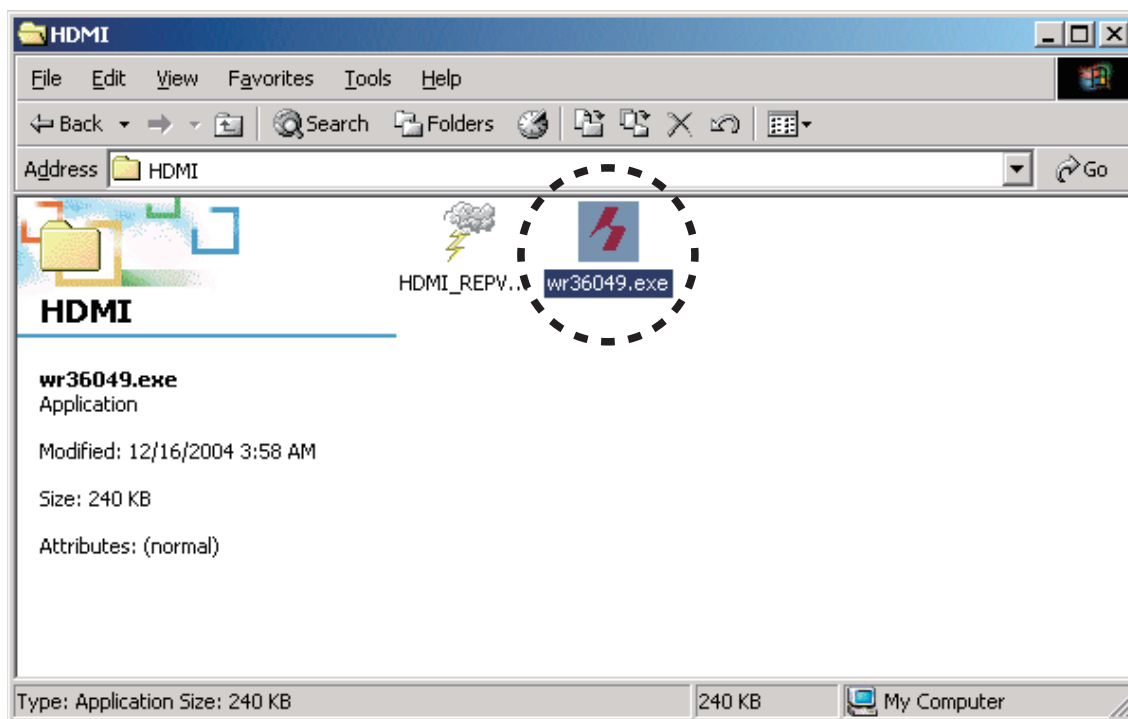


2. Connect the RS-232C on rear panel of the unit and the Serial Port of windows PC with RS-232C cable.
3. Connect the mains cord into the unit.
4. Press the **POWER ON/OFF (ON/STANDBY)** button for turn on the unit.
5. Press the **ENTER, SURROUND MODE and T-MODE** buttons simultaneously more than 3 seconds to turn the unit into Loading Mode.
6. The FLD shows "SELECT DSP" after showed "LOADING MODE".
7. Turn the **INPUT SELECTOR** to change display from "SELECT DSP" to "SELECT HDMI" on FLD.
8. Press the **ENTER** button.
9. "SELECTED HDMI" shows on the FLD.

2. 本機のリアパネルにあるRS-232CコネクタとWindows PCのSerialポートをRS-232Cケーブルで接続します。
3. 本機に電源ケーブルを差します。
4. **POWER ON/OFF**ボタンを押し、本機の電源を入れます。
5. **ENTER, SURROUND MODE, T-MODE**の3つボタンを同時に3秒以上押し続け、本機をローディングモードにします。
6. FLに"LOADING MODE"と表示された後、"SELECT DSP"と表示されます。
7. 本機の**INPUT SELECTOR**を回して、FLの表示が"SELECT DSP"から"SELECT HDMI"に換えます。
8. **ENTER**ボタンを押しします。
9. FLに"SELECTED HDMI"と表示されます。

10. Double click the wr36049.exe. And Launch the 36049 Write.

10.wr36049.exeをダブルクリックし、36049 Writeを起動します。



11. Choose the COM Port number.

11.使用するCOMポート番号を選択します。



12. Click the ... (browse).

12.... (browse)をクリックします。

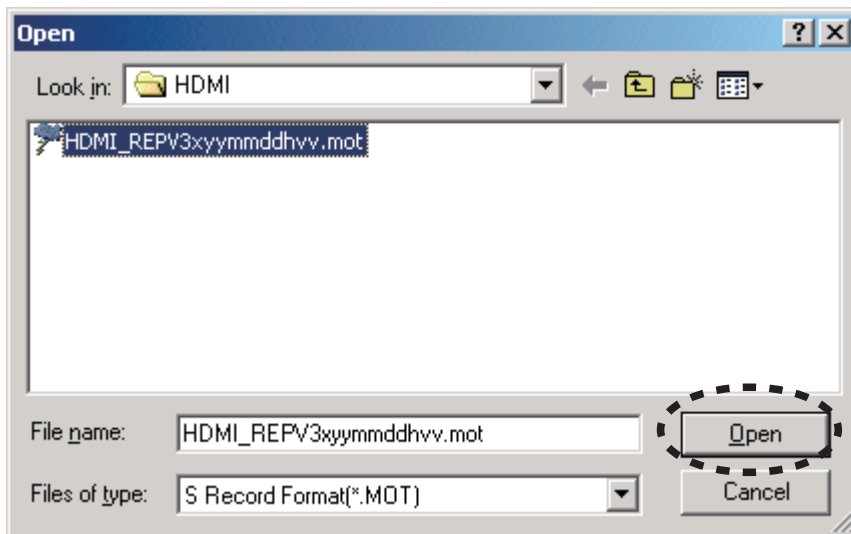


13. Choose the HDMI_REPV3xyymmddhvv.upd. And click the **Open**.

NOTE : The yy is two digits of year. The mm is month. The dd is date. The vv is release number.

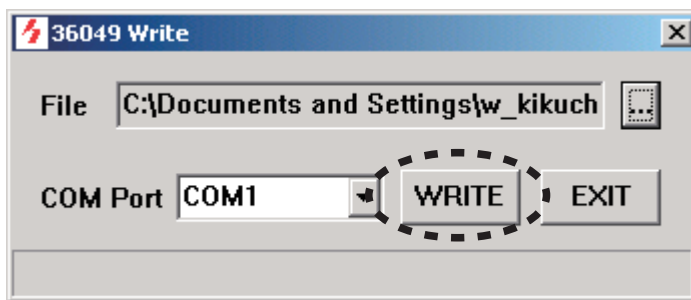
13. HDMI_REPV3xyymmddhvv.updを選択し、**Open**をクリックします。

注意 : yyは年の下二桁、mmは月、ddは日、vvはリリース番号



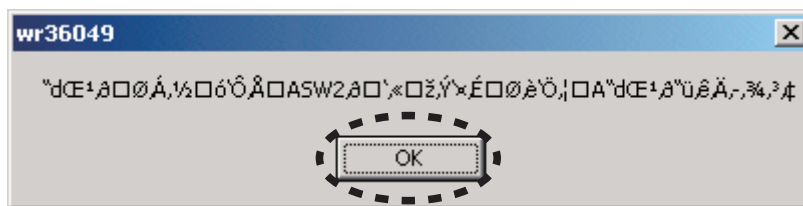
14. Click the **WRITE**.

14. **WRITE**をクリックします。



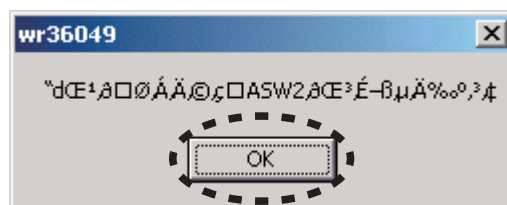
15. Click the **OK** to start update/download.
The writing of software takes about 2 minutes.

15. **OK**をクリックし書き込みを開始します。(ダイアログボックスの文字は無視してください。)
書き込みにかかる時間は約2分です。



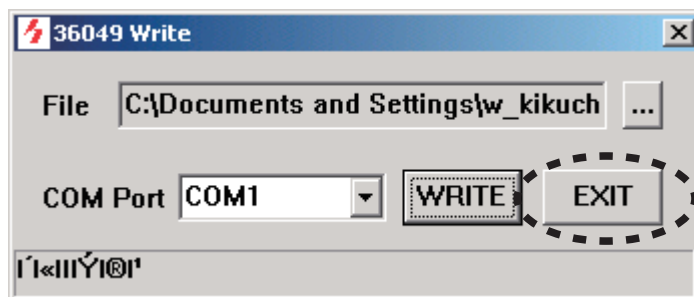
16. Click the **OK**.

16. **OK**をクリックします。(ダイアログボックスの文字は無視してください。)



17. Click the **Exit**.

17. **Exit**をクリックします。



18. Press the **POWER ON/OFF** button for turn off the unit.

(Except U1B)

19. Disconnect the mains cord.

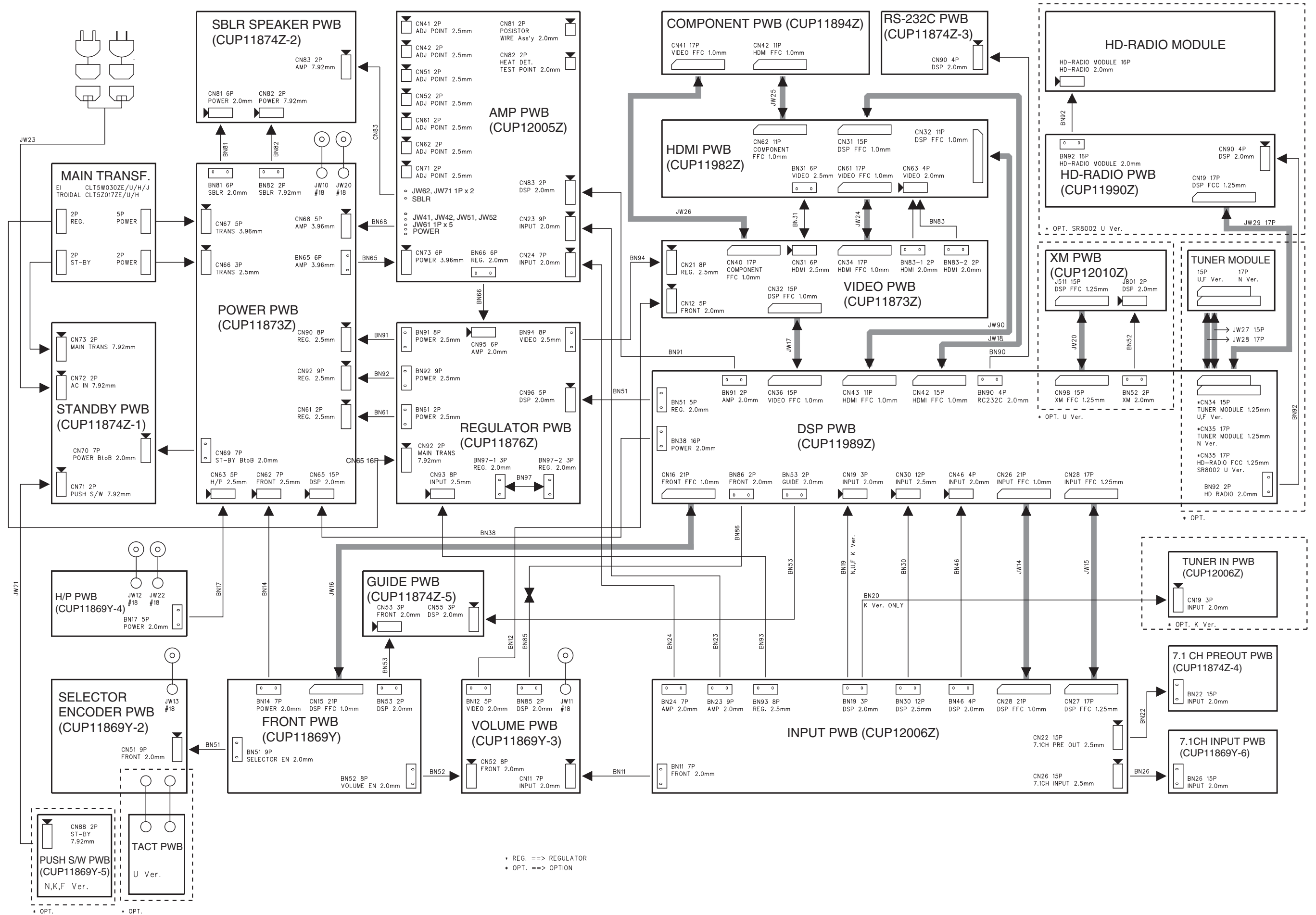
20. Disconnect the RS-232C cable from the unit.

18. **POWER ON/OFF**ボタンを押し、本機の電源を切ります。

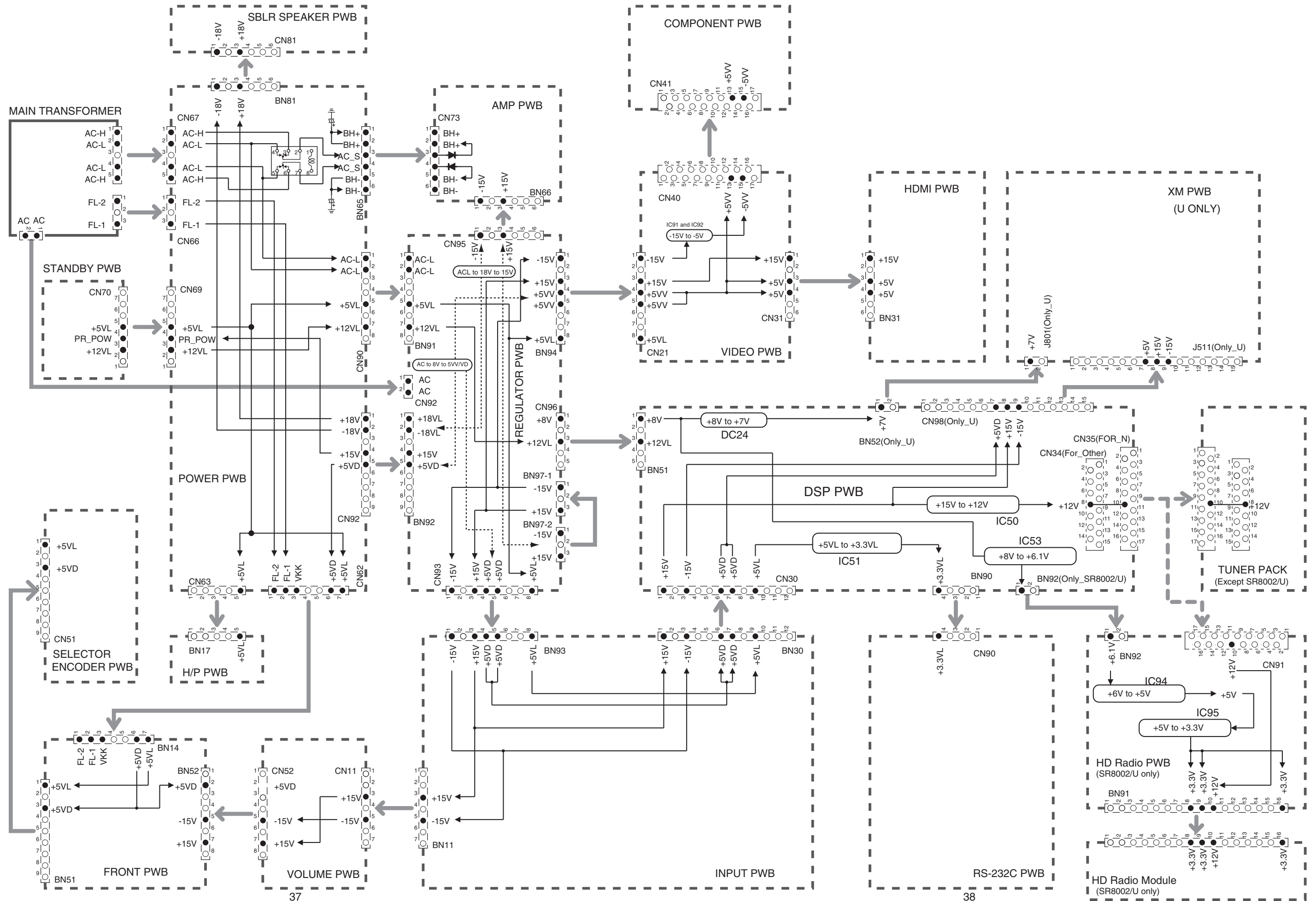
19. 本機から電源コードを外します。

20. 本機からRS-232Cケーブルを外します。

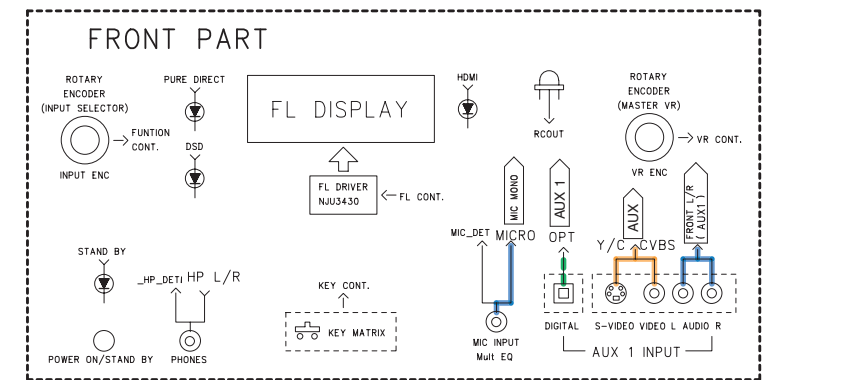
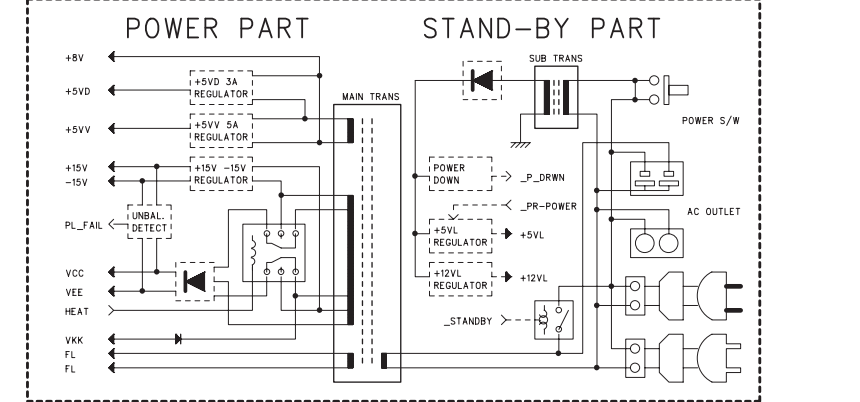
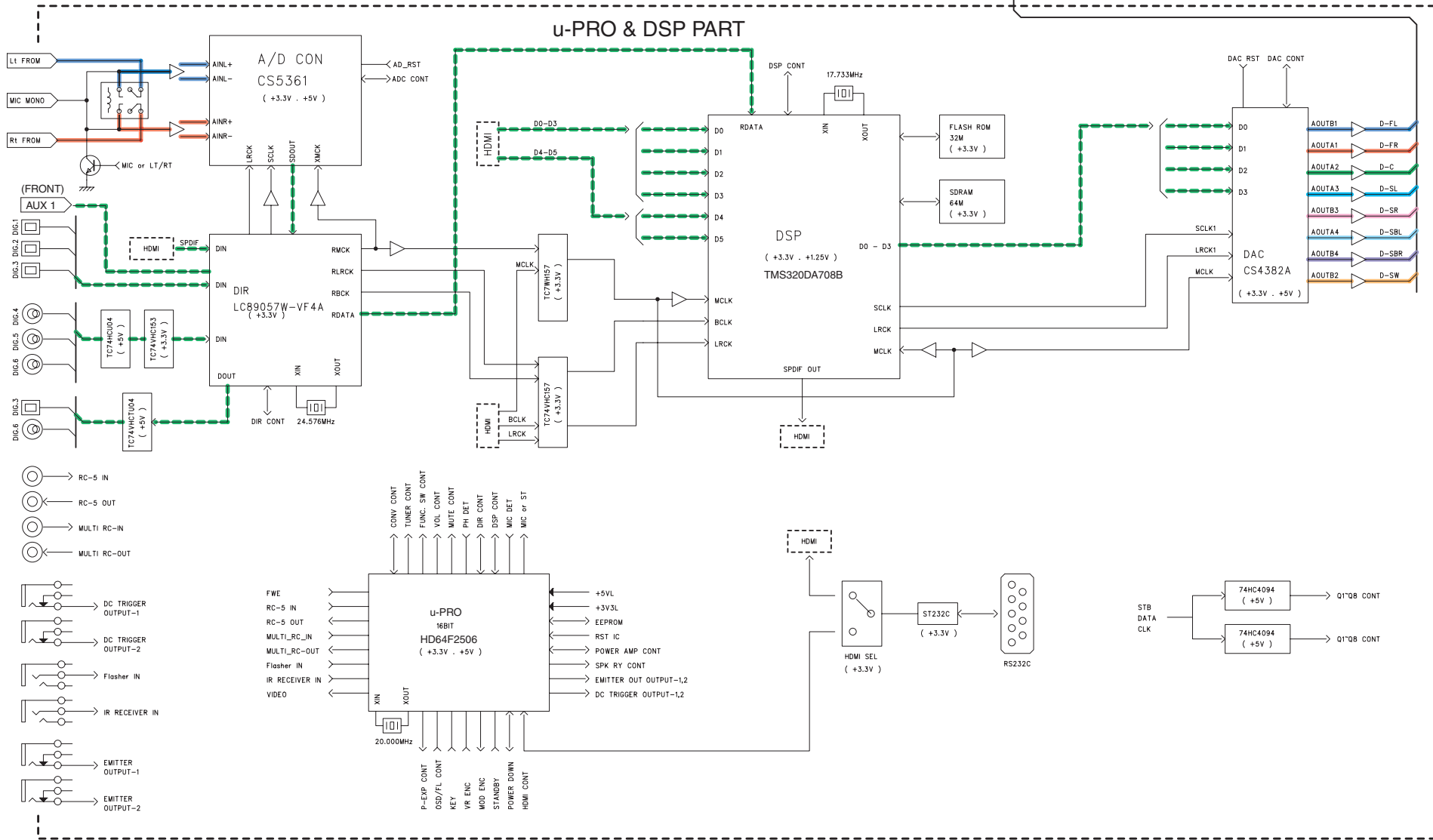
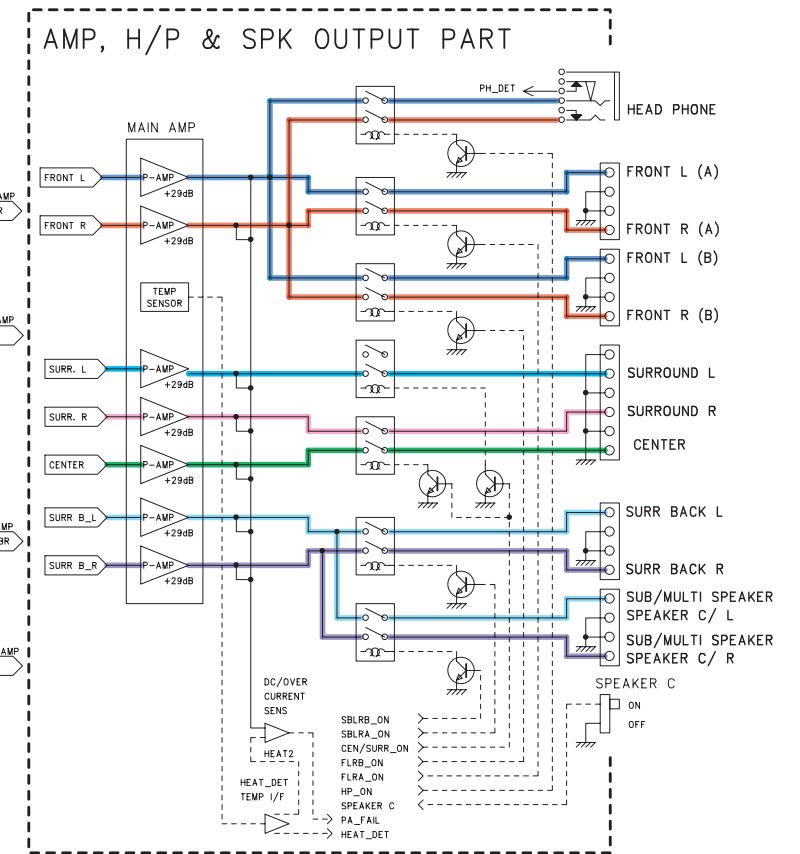
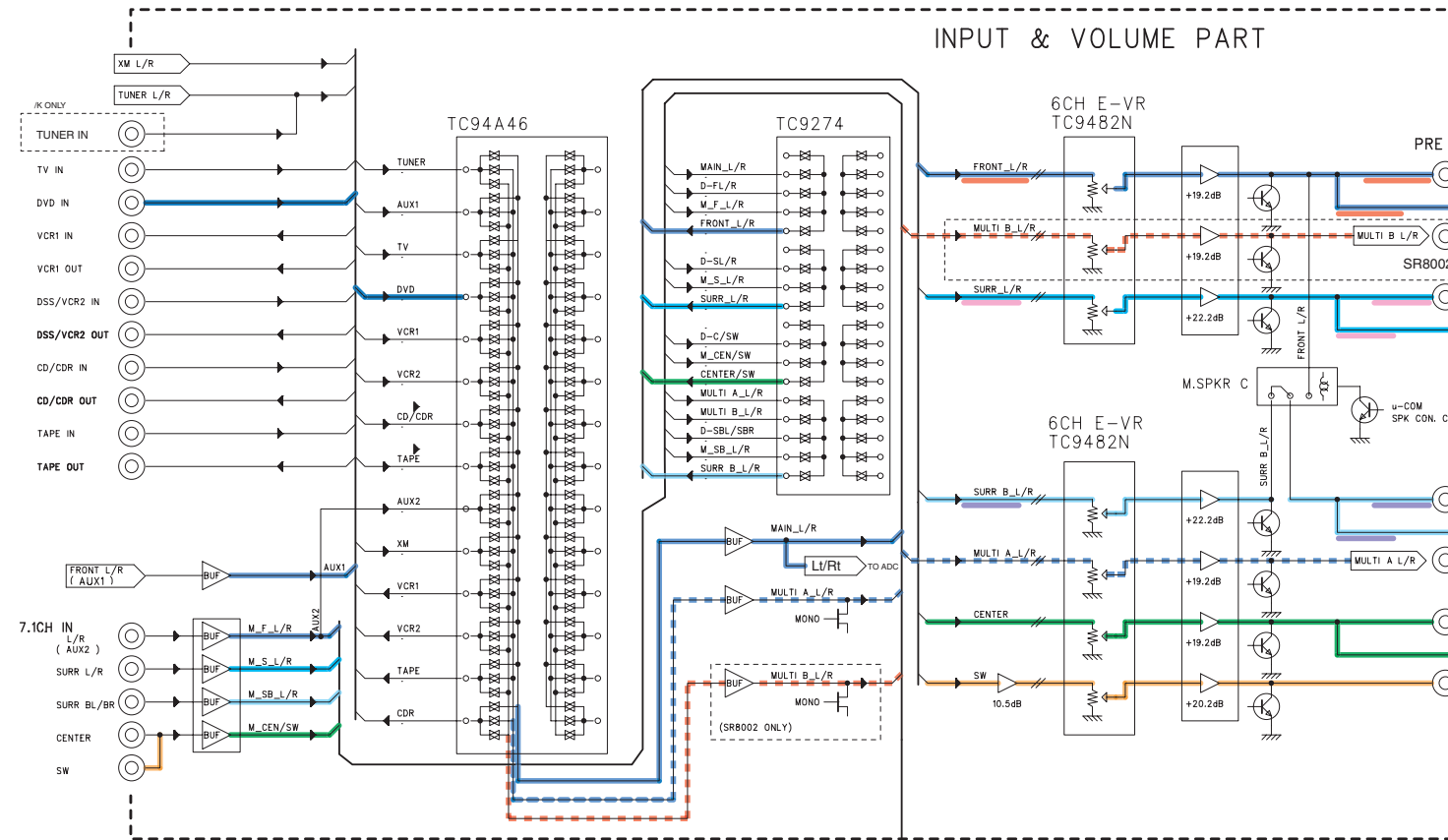
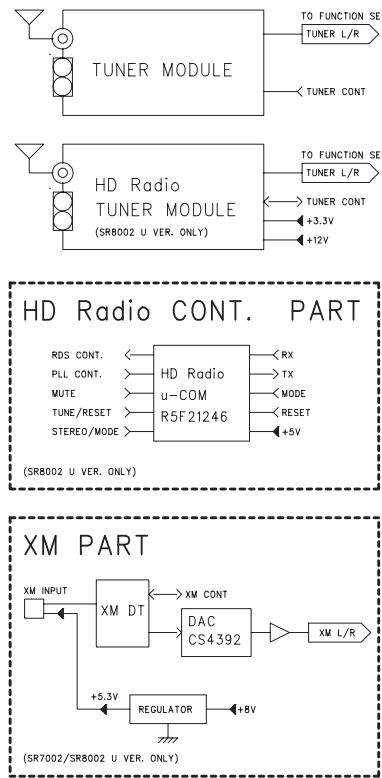
8. WIRING DIAGRAM

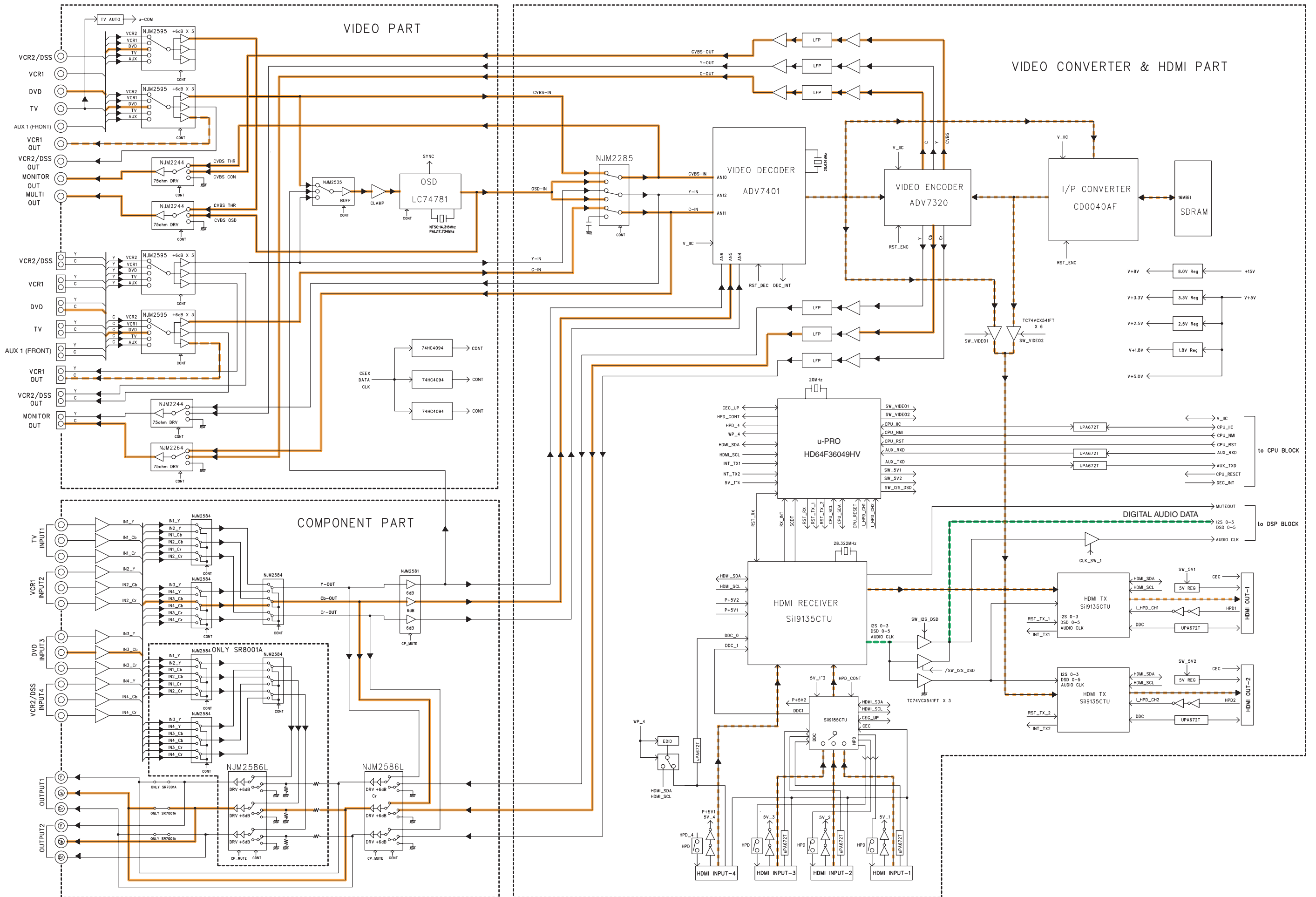


WIRING DIAGRAM with DC VOLTAGE

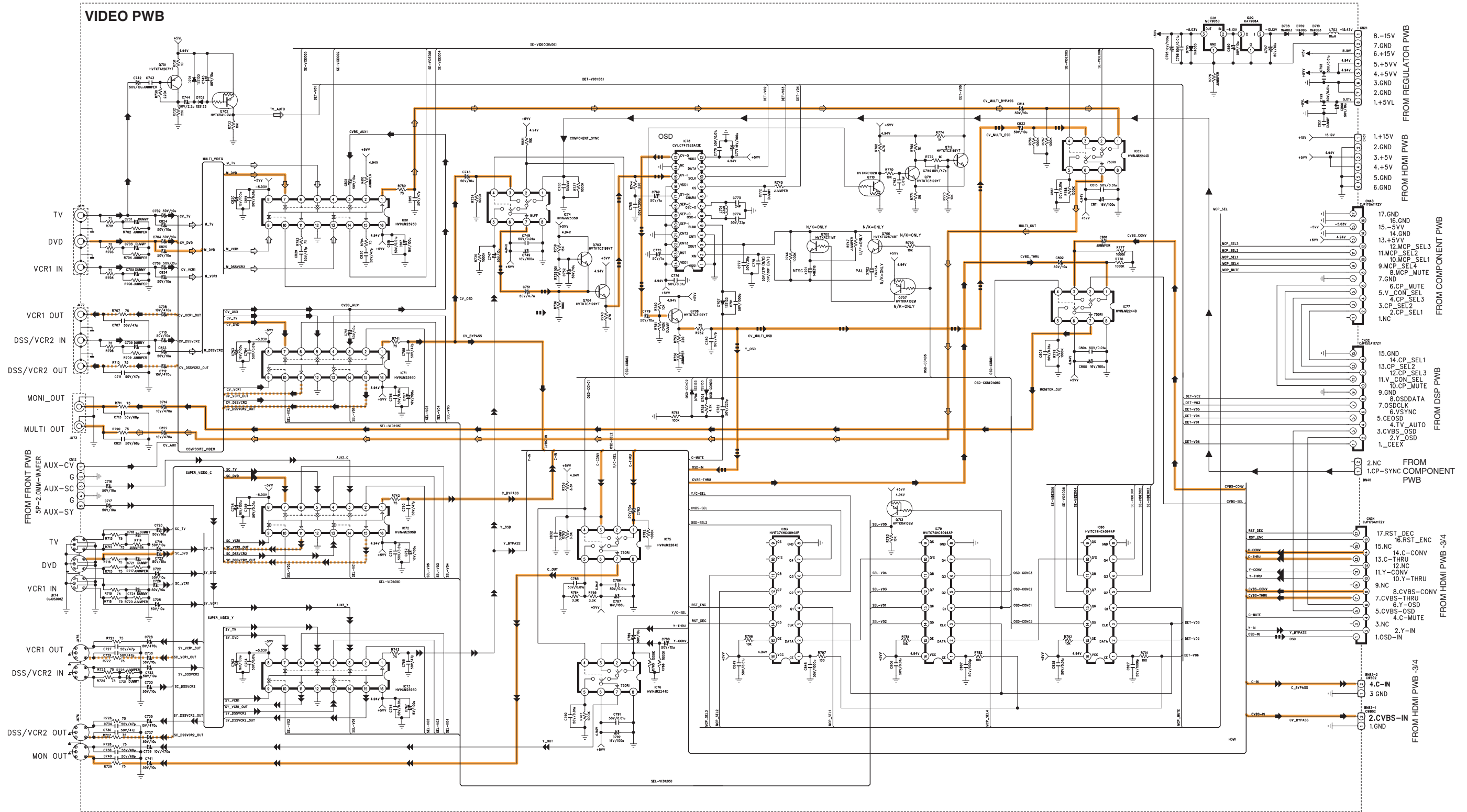


9. BLOCK DIAGRAM



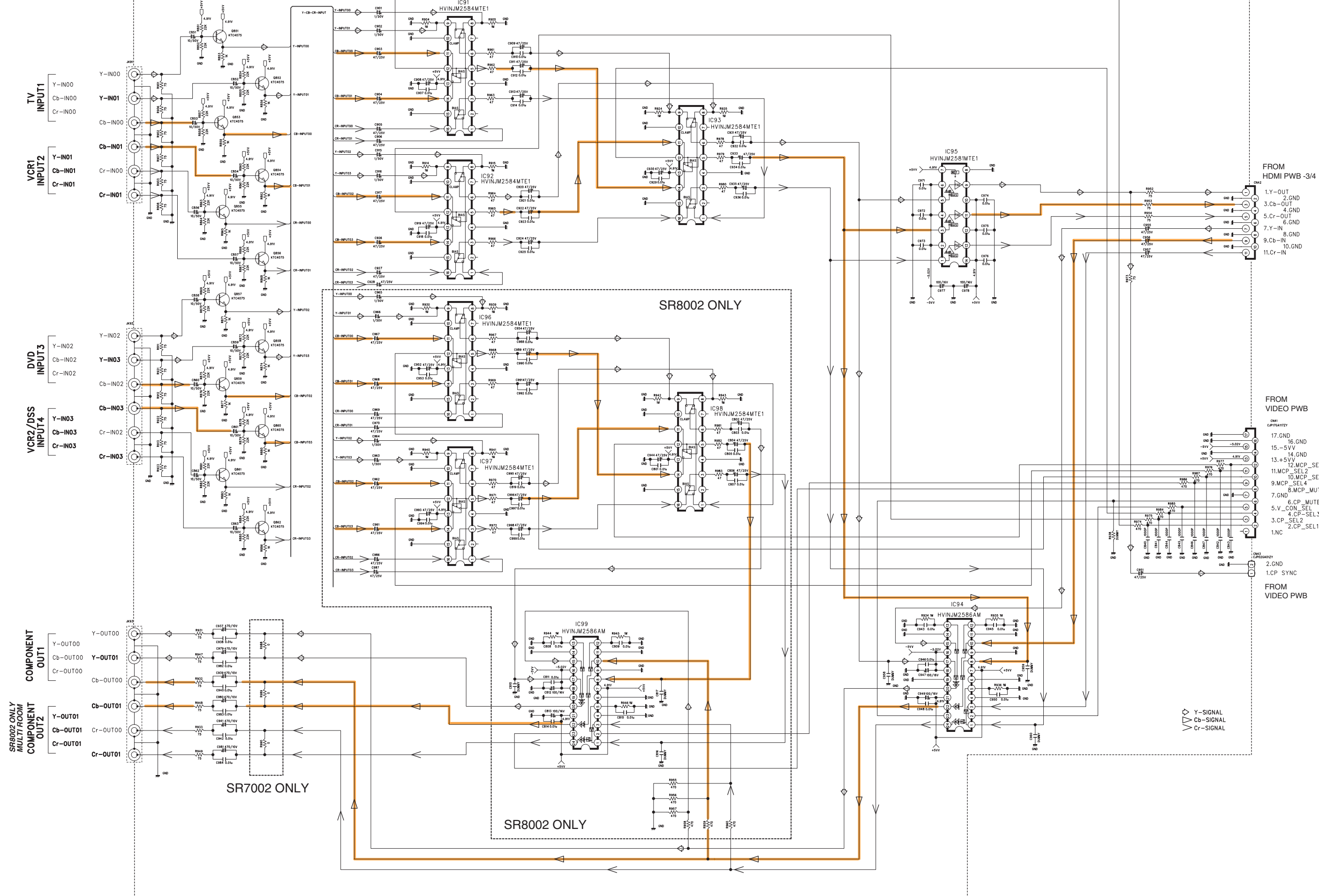


10. SCHEMATIC DIAGRAM



VERSION OPTION TABLE					
		N (EUR)	U (USA)	K (CHINA)	F (JAPAN)
C777	LOAD CAP	30p	30p	30p	30p
C778	LOAD CAP	27p	30p	27p	30p
Q705	KRC111M	○	×	○	×
Q706	KRC111M	○	×	○	×
Q707	KRA102M	○	×	○	×
R747	JUMPER	×	○	×	○
X702	17.7344MHz	○	×	○	×

COMPONENT PWB

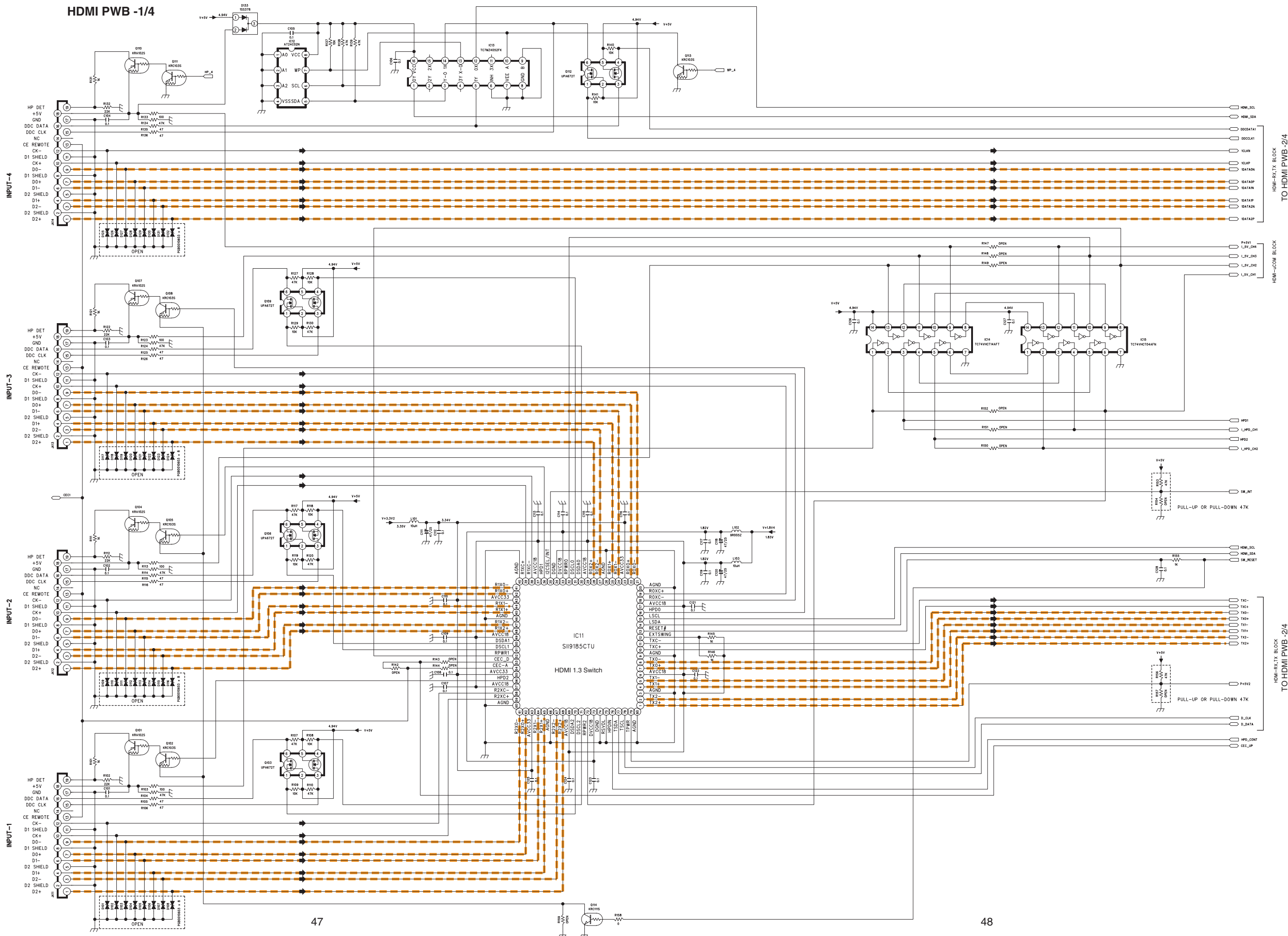


- FROM HDMI PWB -3/4
- 1.Y-OUT
 - 2.GND
 - 3.Cb-OUT
 - 4.GND
 - 5.Cr-OUT
 - 6.GND
 - 7.Y-IN
 - 8.GND
 - 9.Cb-IN
 - 10.GND
 - 11.Cr-IN

- FROM VIDEO PWB
- 17.GND
 - 16.GND
 - 15.-5V
 - 14.GND
 - 13.+5V
 - 12.MCP_SEL3
 - 11.MCP_SEL2
 - 10.MCP_SEL1
 - 9.MCP_SEL4
 - 8.MCP_MUTE
 - 7.GND
 - 6.CP_MUTE
 - 5.V_CON_SEL
 - 4.CP_SEL3
 - 3.CP_SEL2
 - 2.CP_SEL1
 - 1.NC

- FROM VIDEO PWB
- 2.GND
 - 1.CP_SYNC

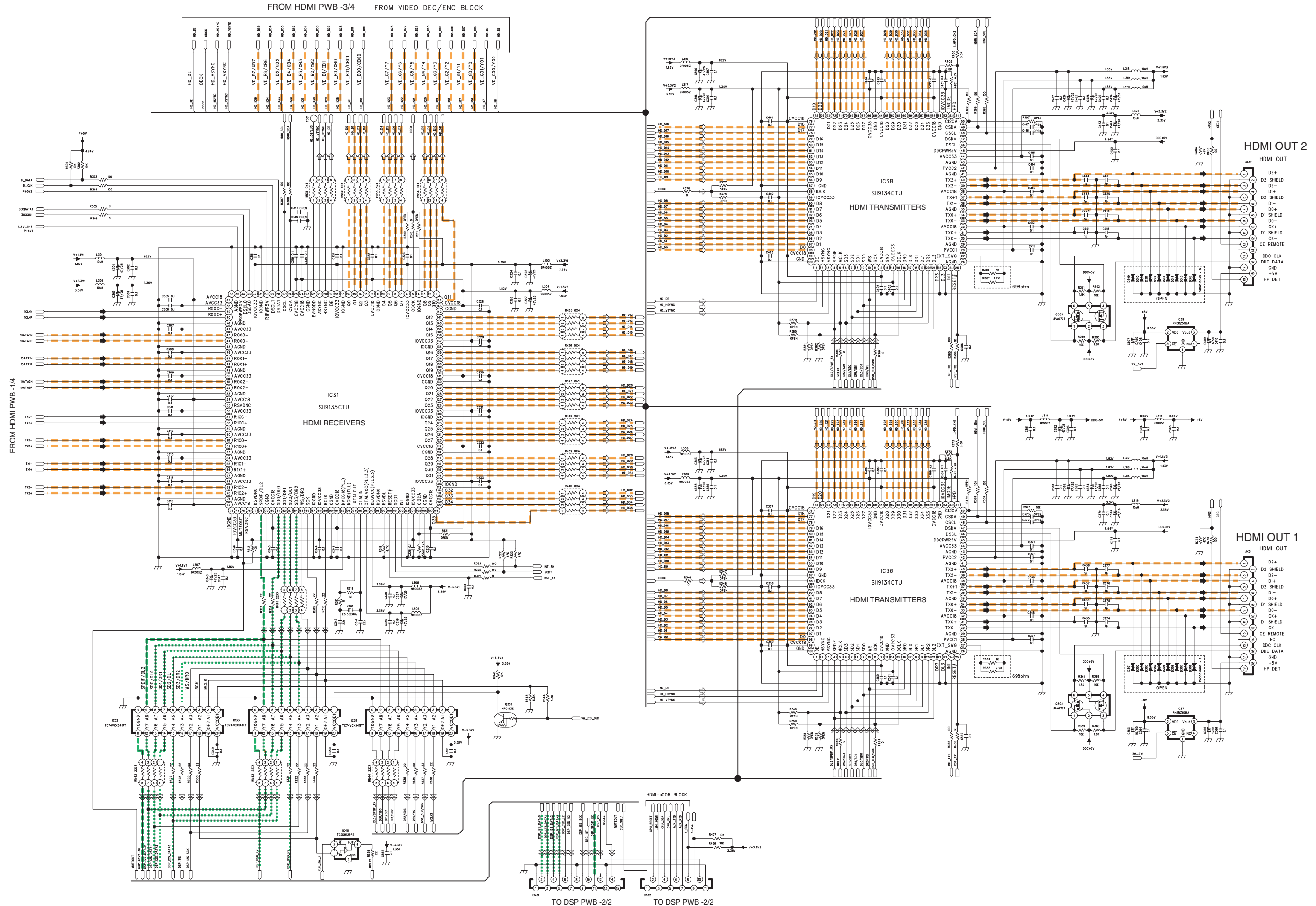
HDMI PWB -1/4



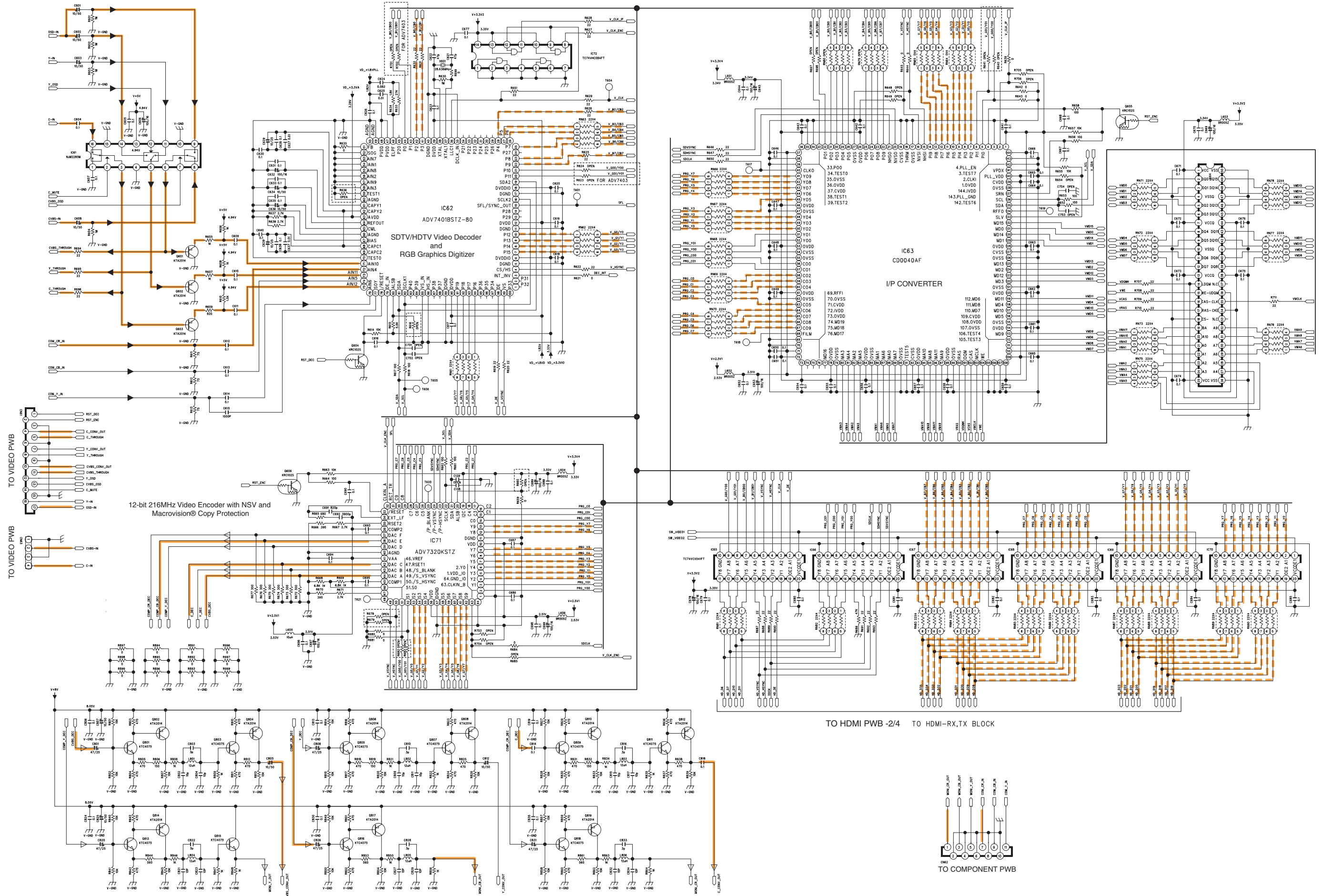
HDMI-RX, TX BLOCK
TO HDMI PWB-2/4

HDMI-ICDM BLOCK

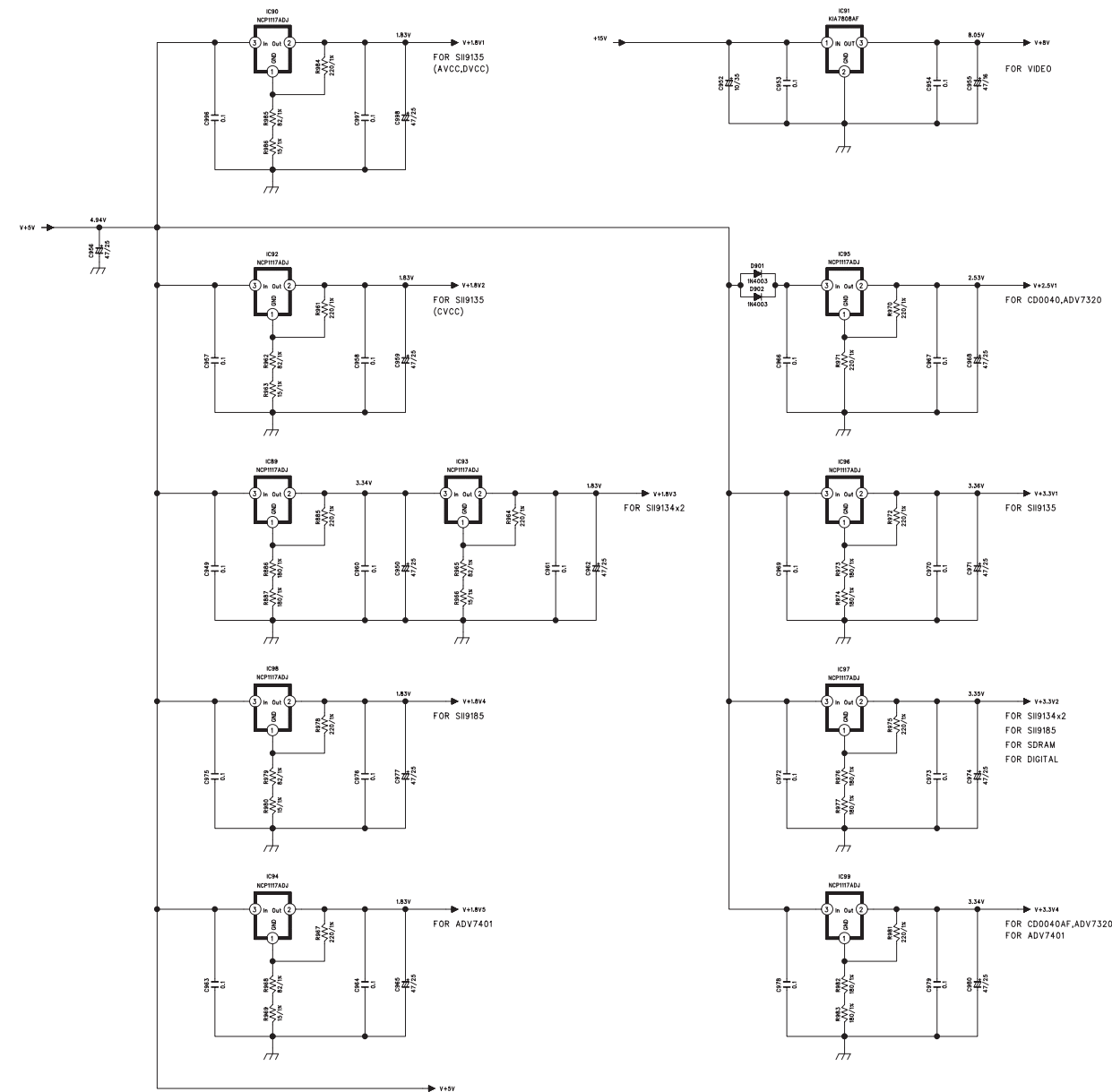
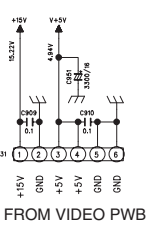
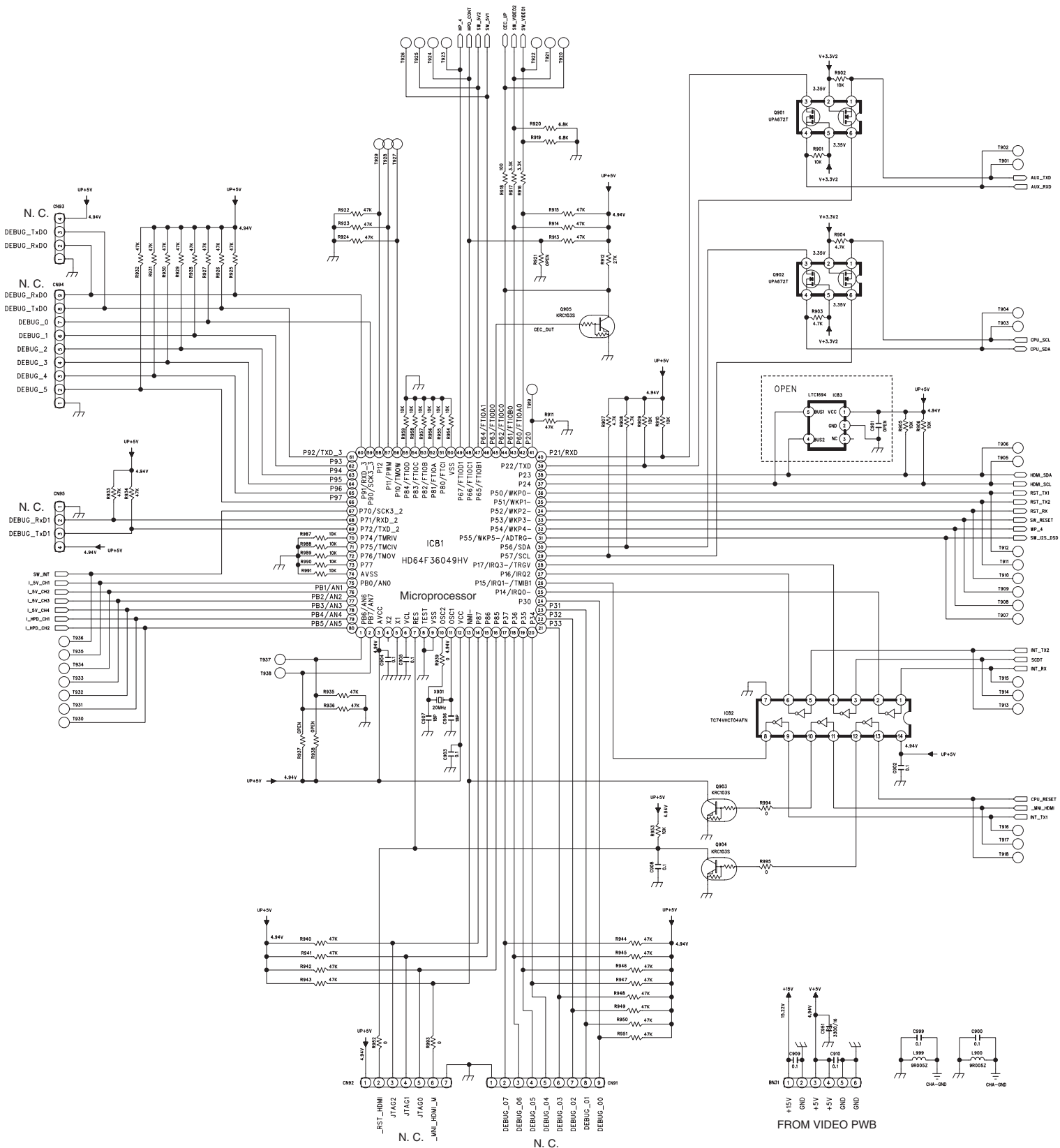
HDMI-RX, TX BLOCK
TO HDMI PWB-2/4

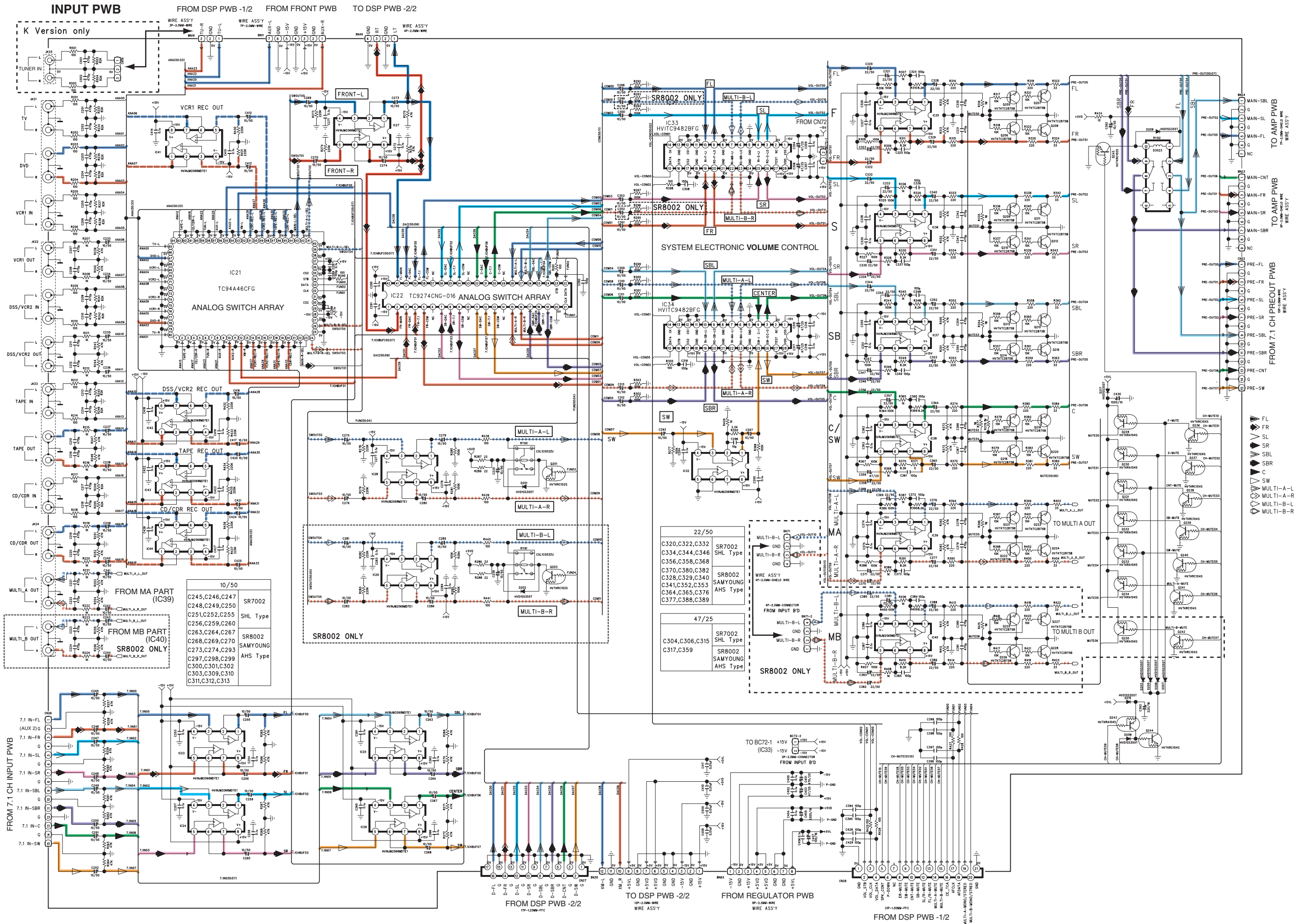


HDMI PWB -3/4

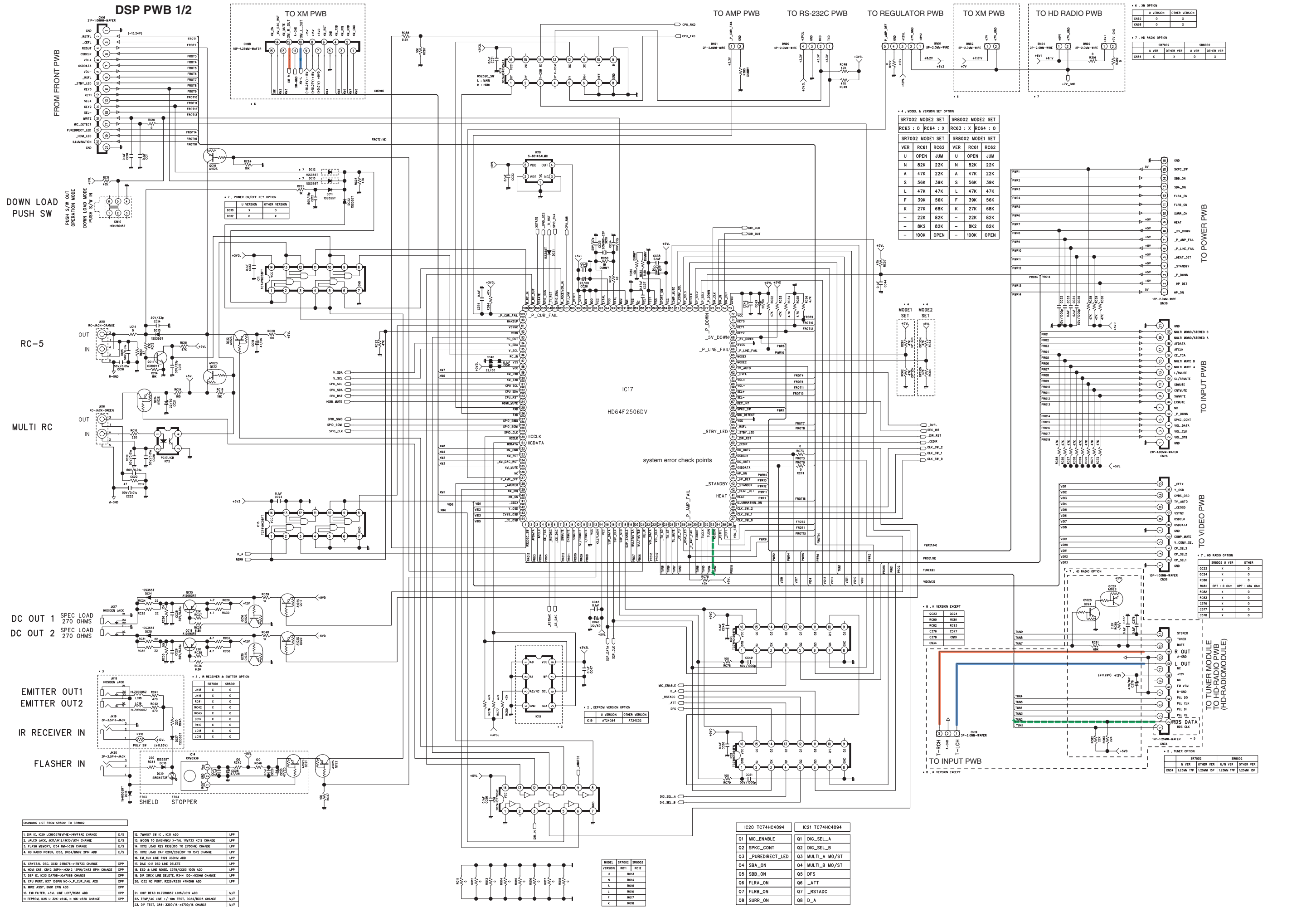


HDMI PWB -4/4





DSP PWB 1/2



• 6. HW OPTION

CHS2	U VERSION	OTHER VERSION
CHS3	0	X
CHS4	0	X

• 7. HD RADIO OPTION

SR7002	SR8002
U VER	OTHER VER
CHS4	X
CHS5	X
CHS6	X
CHS7	X
CHS8	X

• 4. MODEL & VERSION SET OPTION

SR7002	MODE2 SET	SR8002	MODE2 SET
RC63	0	RC64	X
RC63	X	RC64	0

SR7002	MODE1 SET	SR8002	MODE1 SET
VER	RC61	RC62	VER
U	OPEN	JUM	U
N	82K	22K	N
A	47K	22K	A
S	56K	39K	S
L	47K	47K	L
F	39K	56K	F
K	27K	68K	K
-	22K	82K	-
-	8K2	82K	-
-	100K	OPEN	-

MODE1 SET

U	OPEN
N	82K
A	47K
S	56K
L	47K
F	39K
K	27K
-	22K
-	8K2
-	100K

MODE2 SET

U	OPEN
N	82K
A	47K
S	56K
L	47K
F	39K
K	27K
-	22K
-	8K2
-	100K

TO POWER PWB

TO INPUT PWB

TO VIDEO PWB

TO TUNER MODULE TO HD-RADIO PWB (HD-RADIOMODULE)

TO INPUT PWB

DOWN LOAD PUSH SW

RC-5

MULTI RC

DC OUT 1 SPEC LOAD 270 OHMS
DC OUT 2 SPEC LOAD 270 OHMS

EMITTER OUT1
EMITTER OUT2

IR RECEIVER IN
FLASHER IN

CHANGING LIST FROM SR8001 TO SR8002

1. DR IC, IC29 LC80307W4E-V9Y4AE CHANGE	E/R	12. 79H07 SW IC, IC31 ADD	L/P
2. JALCO JACK, JKT1/JK12/JK13/JK14 CHANGE	E/R	13. WOOD TO DASHIKU K-TAL 17H73 IC12 CHANGE	L/P
3. FLASH MEMORY, IC34 M1-32M CHANGE	E/R	14. IC10 LOAD RES R132/100 TO 2700M CHANGE	L/P
4. HD RADIO POWER, IC53, 8N04/8N02 2PIN ADD	E/R	15. IC10 LOAD CAP C201/2200P TO 10P CHANGE	L/P
5. CRYSTAL OSC, IC12 24M76-17H73 CHANGE	D/P	16. EM_CLK LINE R129 320M ADD	L/P
6. HW CRT, CH42 28P16-CH42 15P16/CH43 15P16 CHANGE	D/P	17. DAC IC41 DSD LINE DELETE	L/P
7. DSP IC, IC33 DA728-DA728B CHANGE	D/P	18. ESD & LINE NOISE, C378/C383 100N ADD	L/P
8. CPU PORT, IC17 509M IC-3_P_CUR_FAIL ADD	D/P	19. DR 98CK LINE DELETE, R344 100-100M CHANGE	L/P
9. WIRE ASSY, 8N01 2PIN ADD	D/P	20. IC32 IC PORT, R123/R123Z 1700M ADD	L/P
10. EM FILTER, +5V LINE L107/R386 ADD	D/P	21. CHIP BEAD HL8R002Z L108/L109 ADD	M/P
11. EPROM, IC15 U 32K-64K, M 96K-32K CHANGE	D/P	22. TEMP/AC LINE +/-10K TEST, DC24/R393 CHANGE	M/P
		23. DIP TEST, CH41 330M/16-14700/N CHANGE	M/P

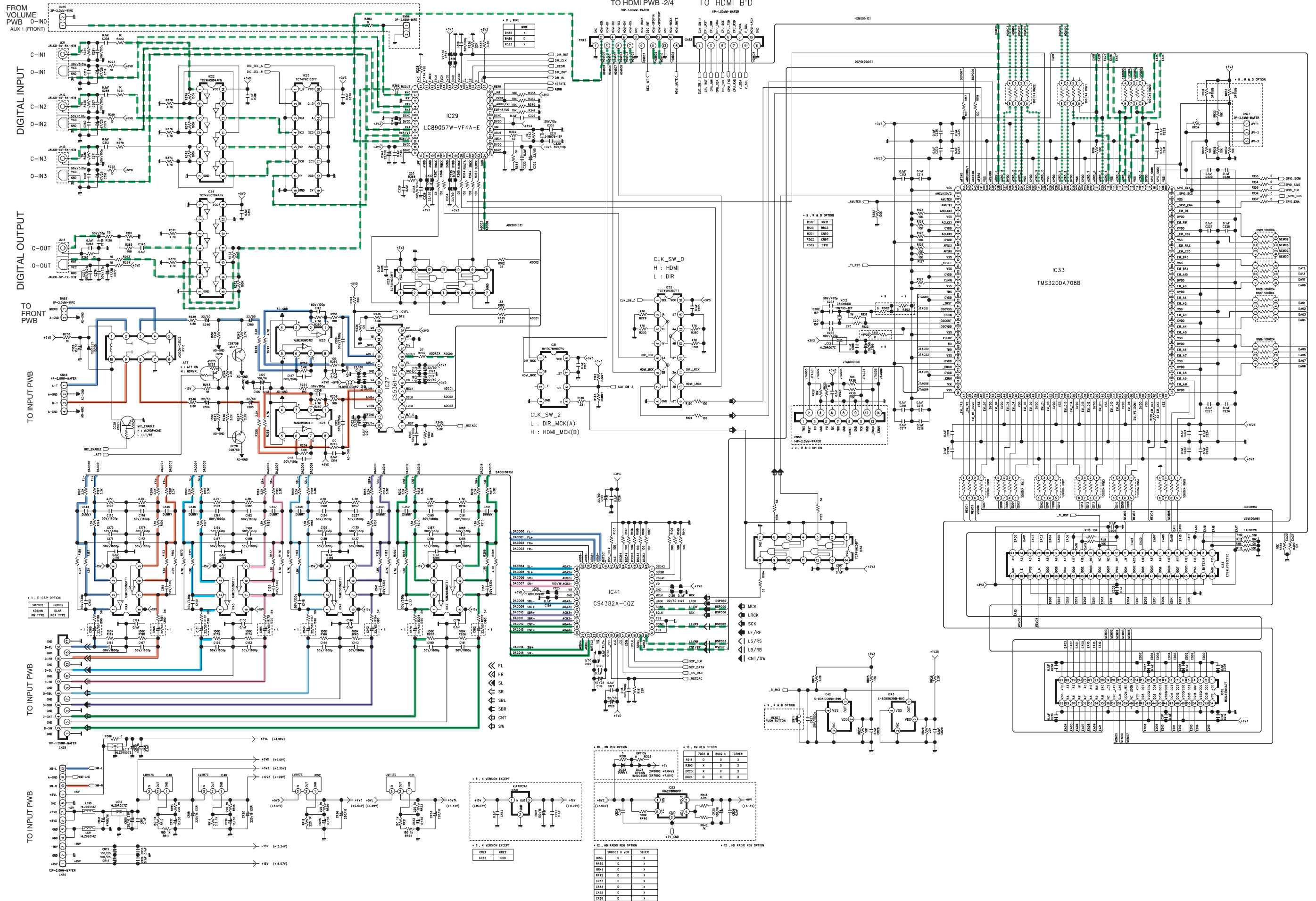
• 2. EPROM VERSION OPTION

IC15	AT24C64	AT24C32
------	---------	---------

IC20 TC74HC4094

Q1	MIC_ENABLE	Q1	DIG_SEL_A
Q2	SPKC_CONT	Q2	DIG_SEL_B
Q3	_PUREDIRECT_LED	Q3	MULTI_A MO/ST
Q4	SBA_ON	Q4	MULTI_B MO/ST
Q5	SBB_ON	Q5	DFS
Q6	FLRA_ON	Q6	_ATT
Q7	FLRB_ON	Q7	_RSTADC
Q8	SURR_ON	Q8	D_A

DSP PWB 2/2



* 1. L-CAP OPTION

SK7002	SR8002
KD00H	ELM
HW TYPE	MOA TYPE

* 8. X VERSION EXCEPT

CR21	CR22
CR32	IC55

* 10. W REG OPTION

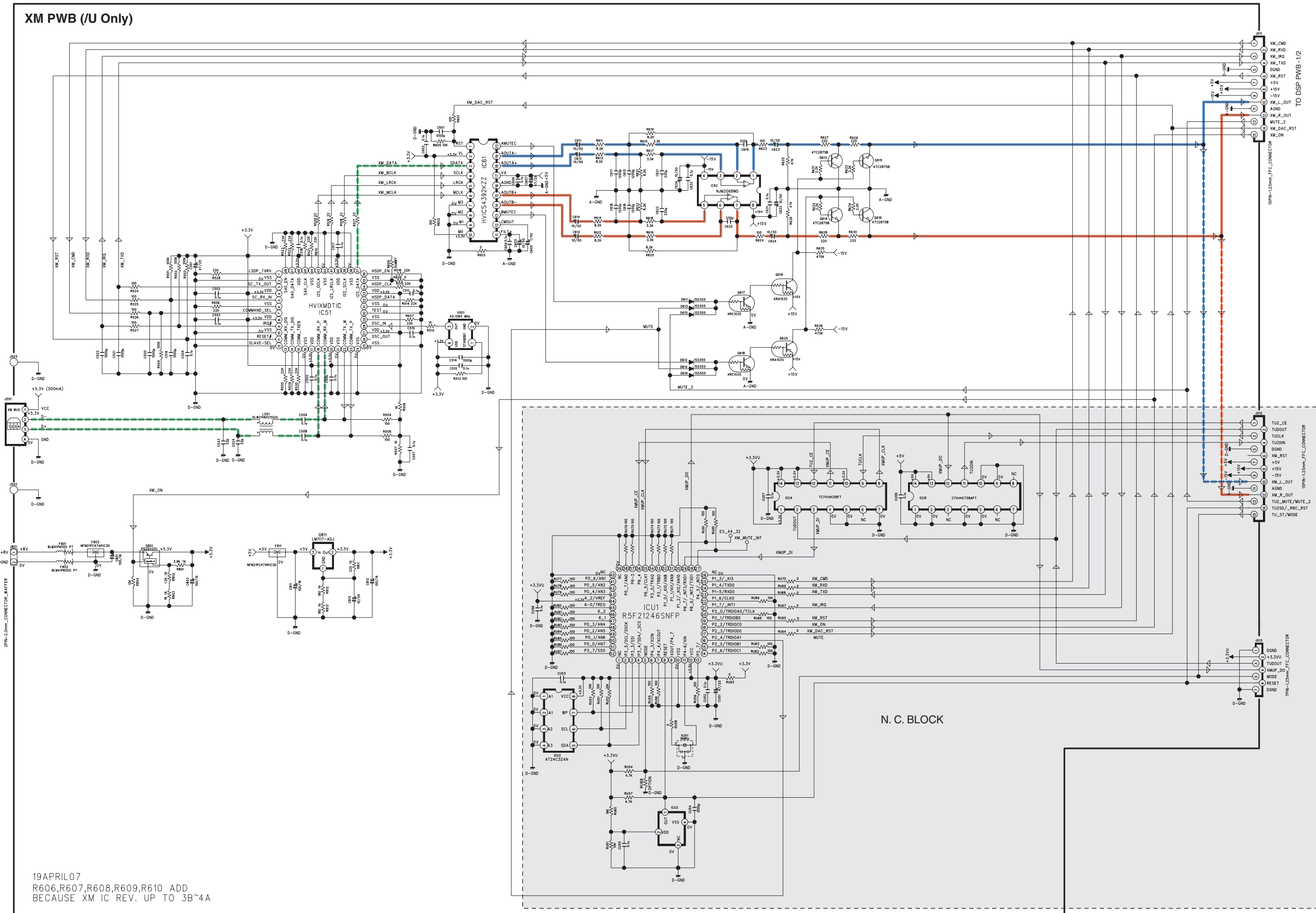
OPTION		7002 U		8002 U		OTHER	
R218	0	0	0	X			
R219	X	0	0	X			
CR23	0	X	X	X	X	X	X
CR24	0	X	X	X			

* 12. W RADIO REG OPTION

SR8002 U VER		OTHER	
IC31	0	X	
RR41	0	X	
RR42	0	X	
CR33	0	X	
CR34	0	X	
CR35	0	X	
CR36	0	X	

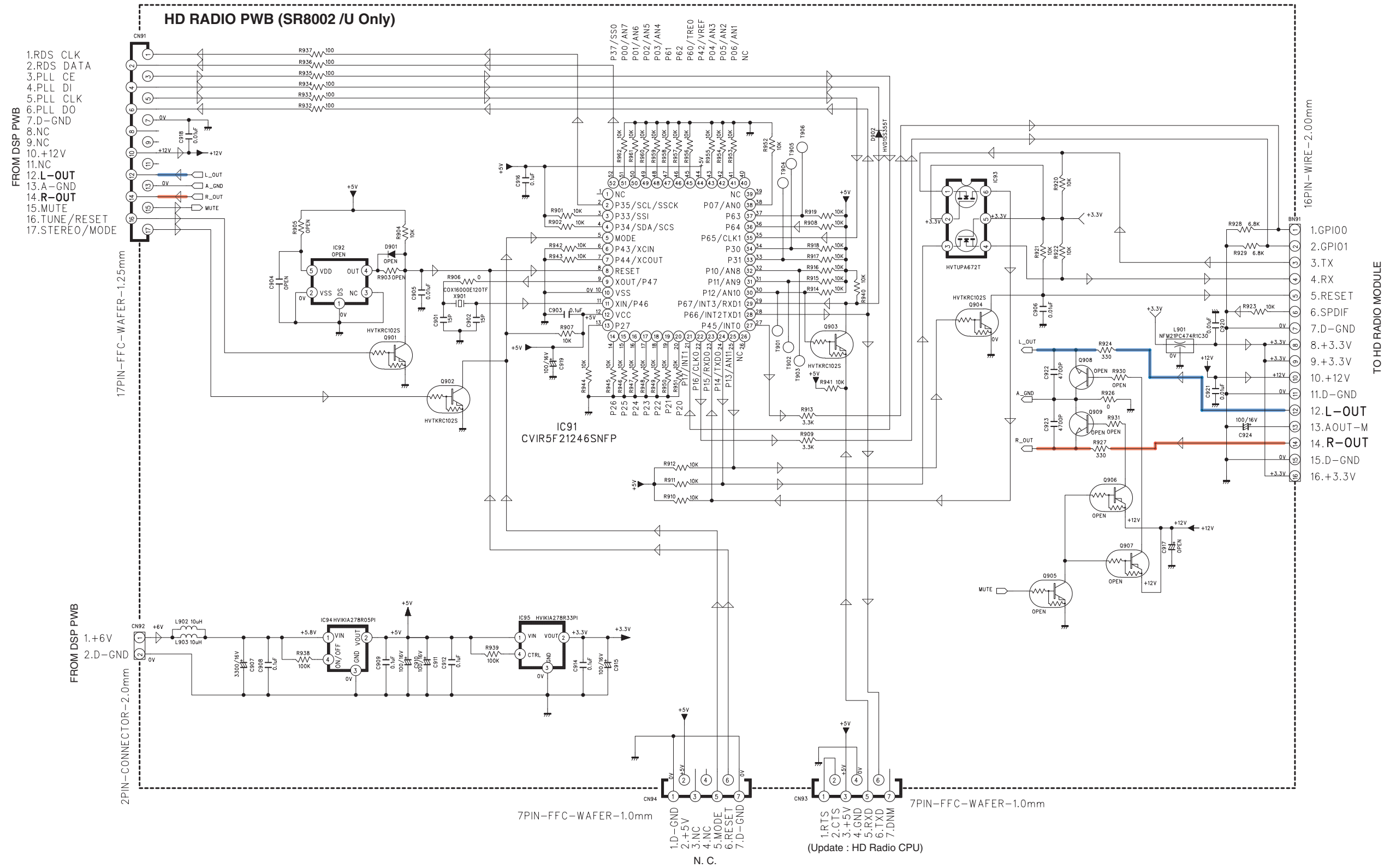
XM PWB (U Only)

FROM DSP PWB -1/2
2Pin-2.0mm_CONNECTOR_BUFFER

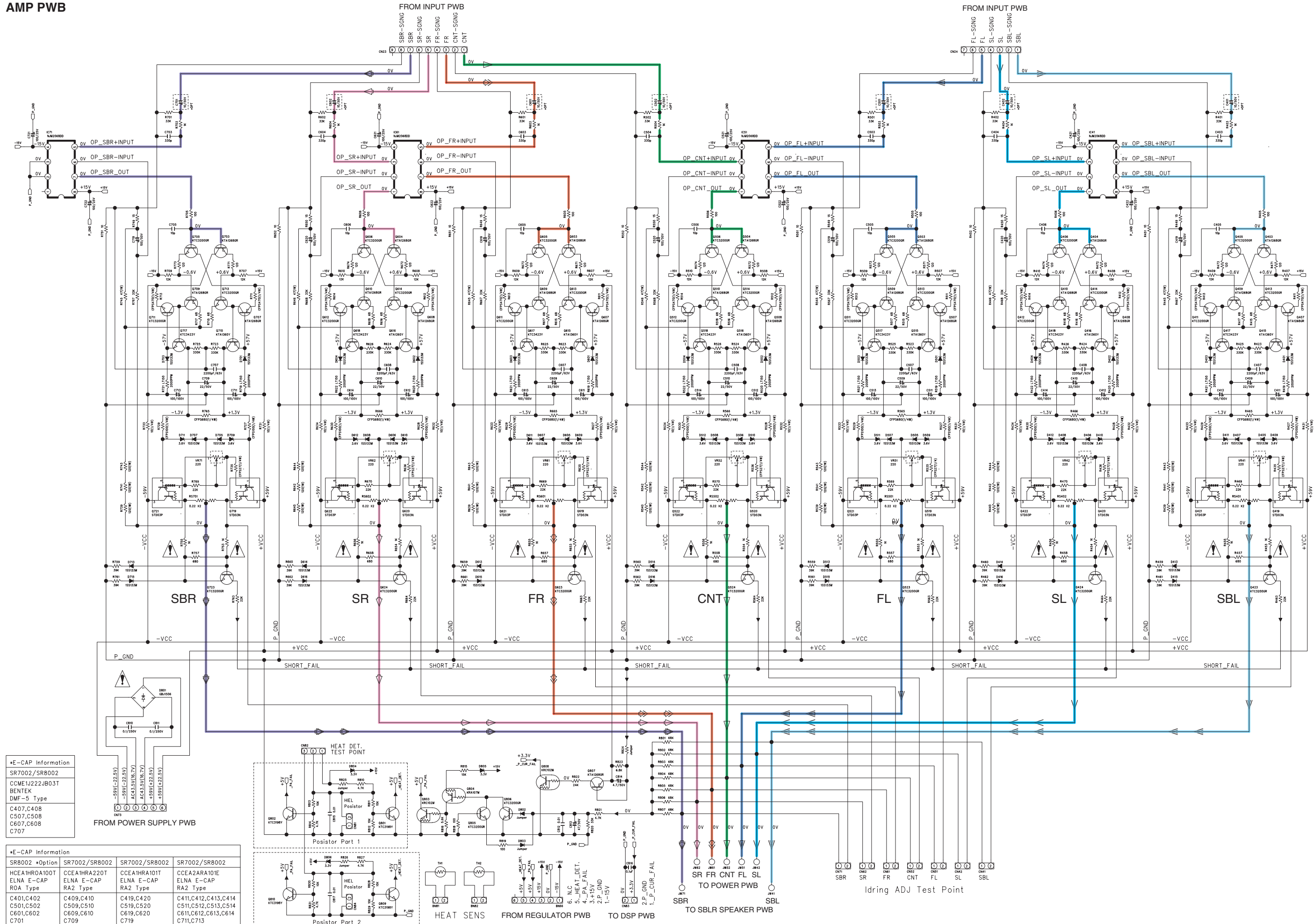


19APRIL07
R606,R607,R608,R609,R610 ADD
BECAUSE XM IC REV. UP TO 3B~4A

N. C. BLOCK



AMP PWB

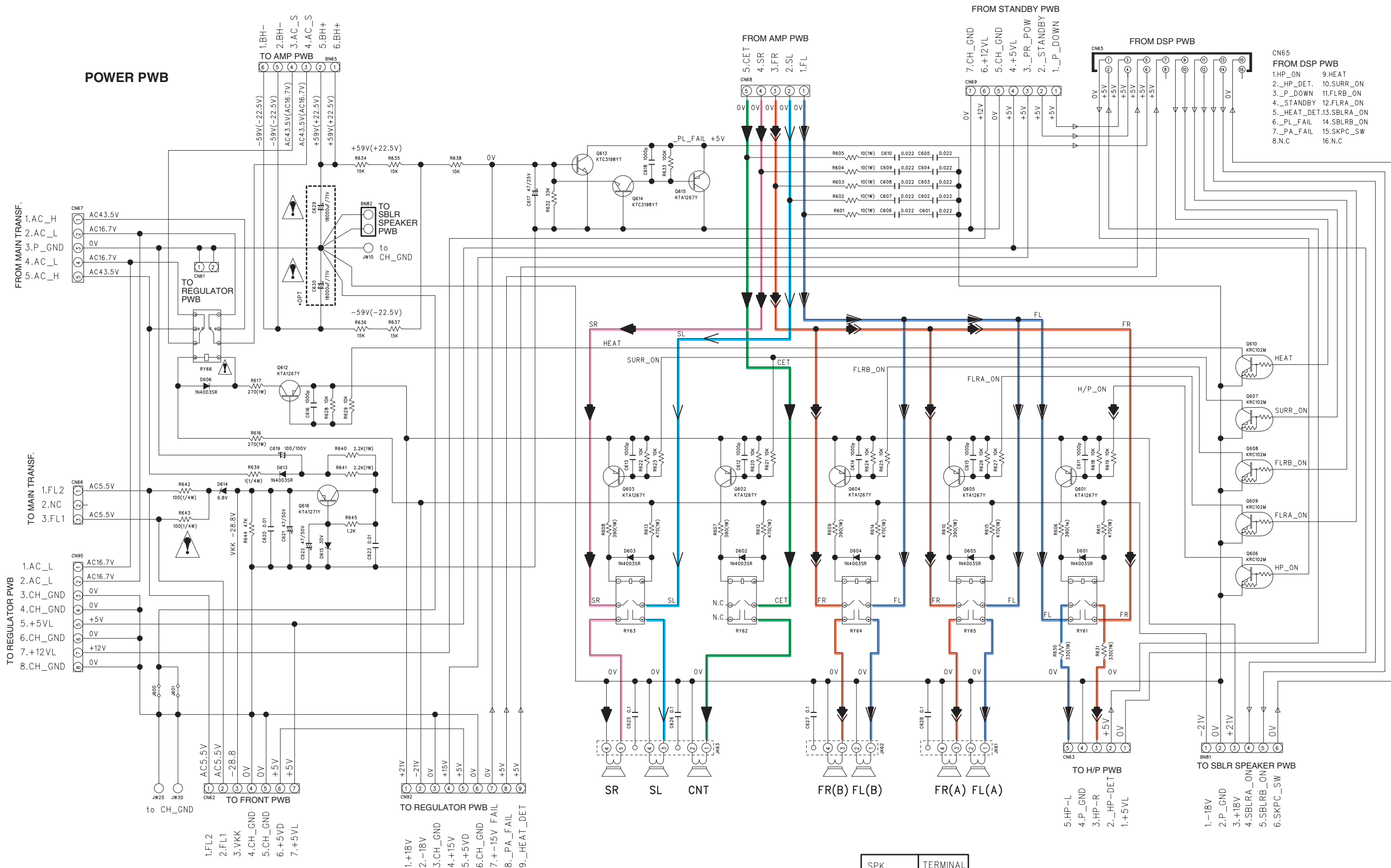


•E-CAP Information

SR7002/SR8002
CCME1J22JB03T
BENITEK
DMF-5 Type
C407,C408
C507,C508
C607,C608
C707

•E-CAP Information

SR8002 *Option	SR7002/SR8002	SR7002/SR8002	SR7002/SR8002
HCEA1HRA100T	CCEA1HRA220T	CCEA1HRA101T	CCEA2ARA101E
ELNA E-CAP	ELNA E-CAP	ELNA E-CAP	ELNA E-CAP
RA2 Type	RA2 Type	RA2 Type	RA2 Type
C401,C402	C409,C410	C419,C420	C411,C412,C413,C414
C501,C502	C509,C510	C519,C520	C511,C512,C513,C514
C601,C602	C609,C610	C619,C620	C611,C612,C613,C614
C701	C709	C719	C711,C713

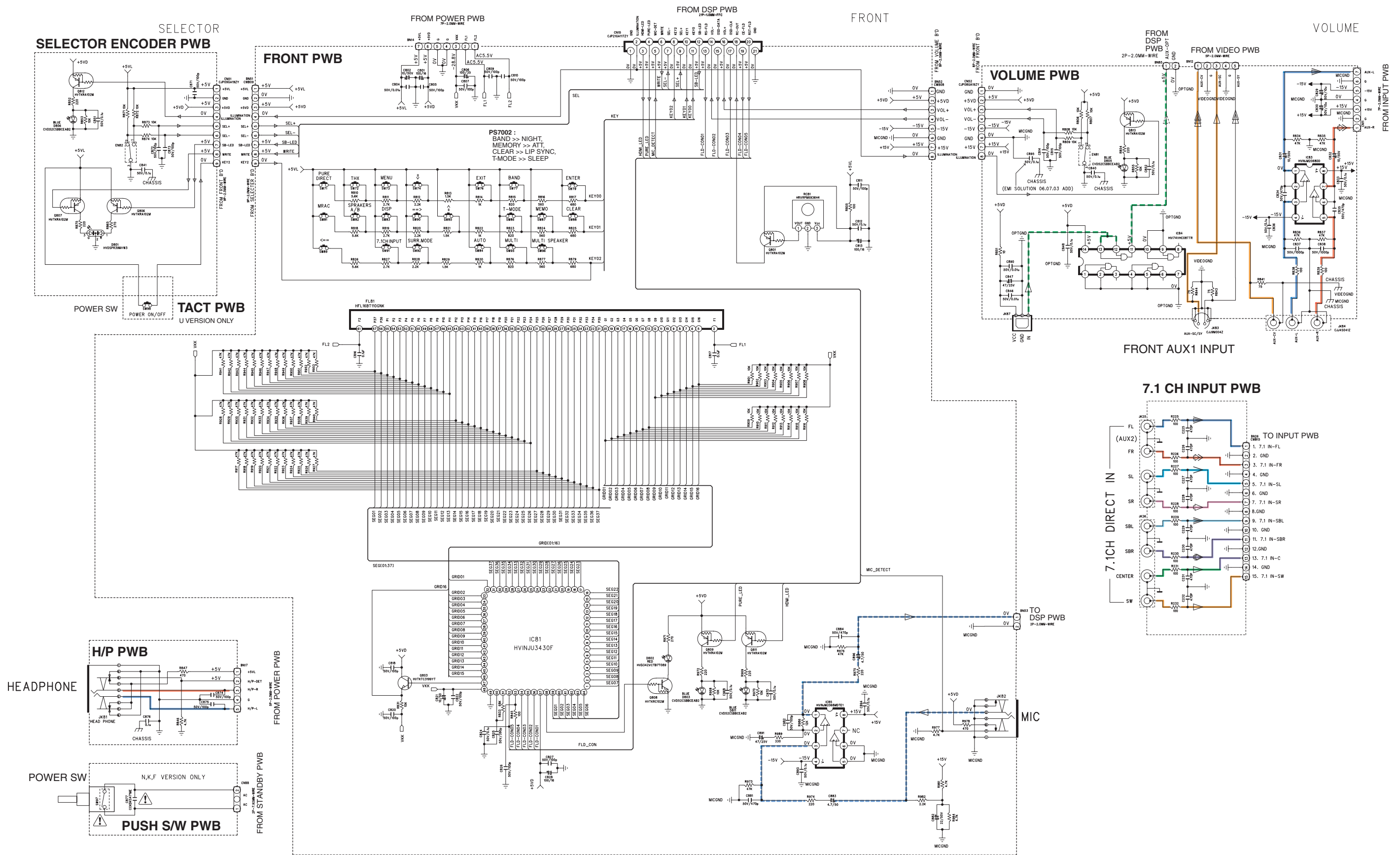


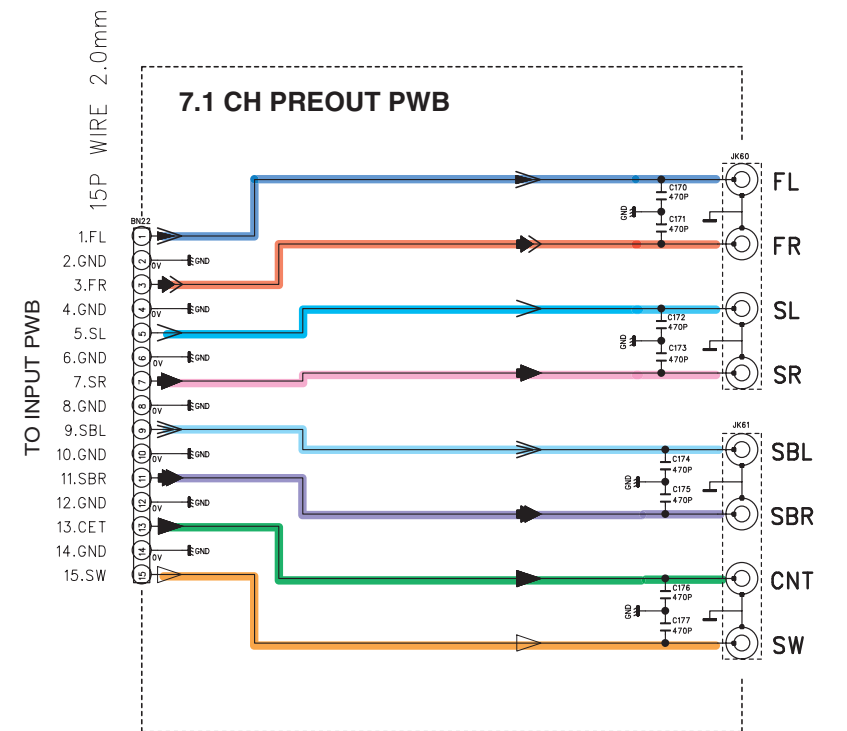
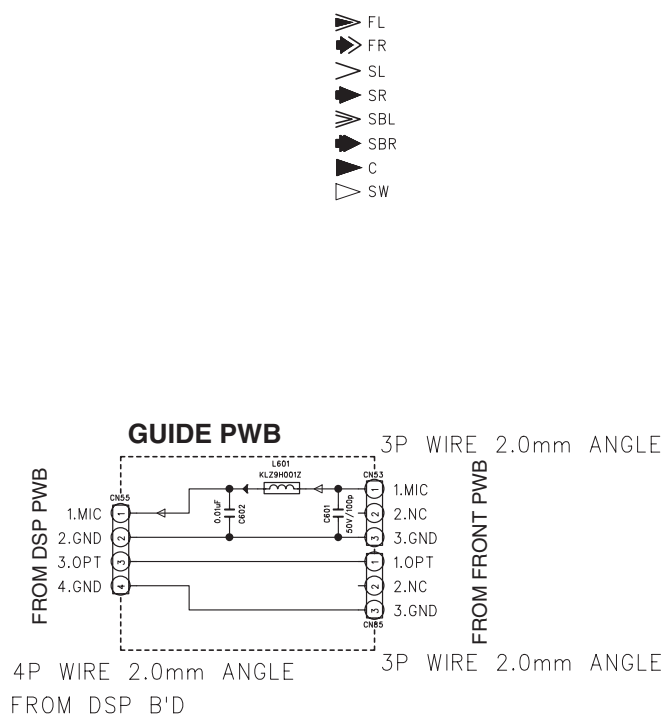
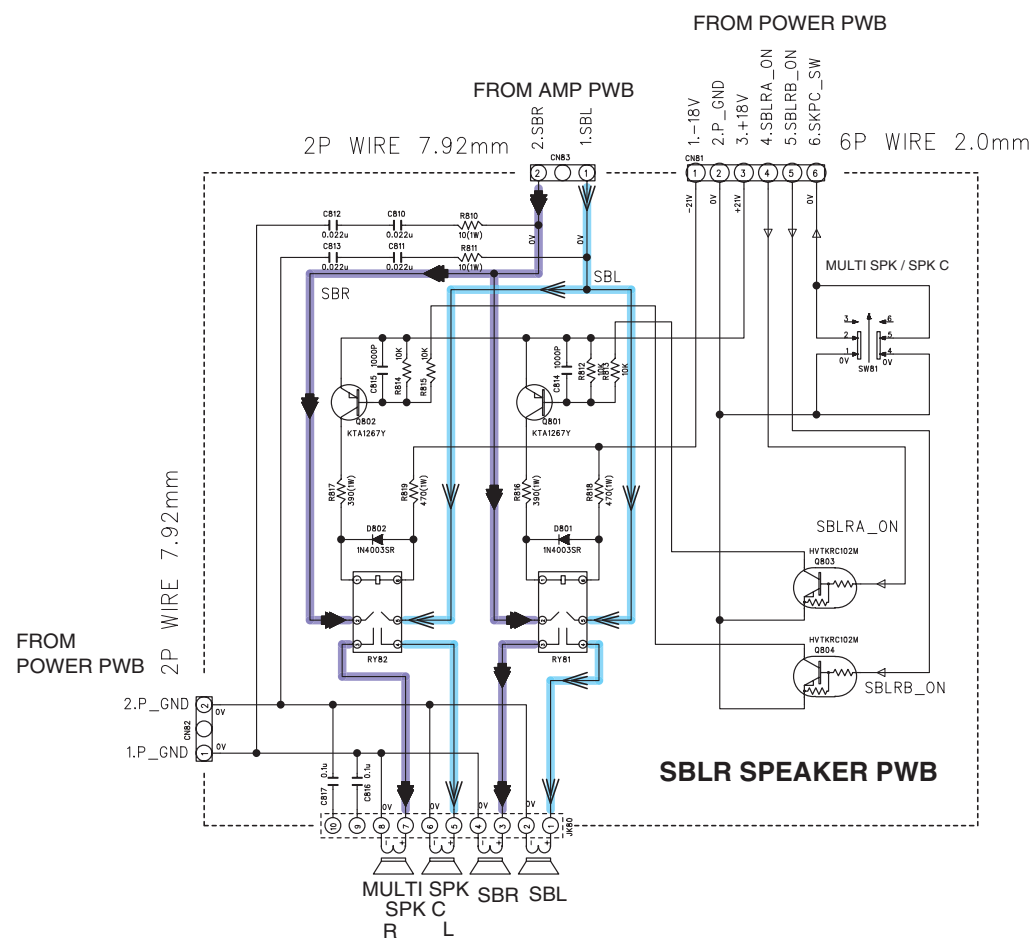
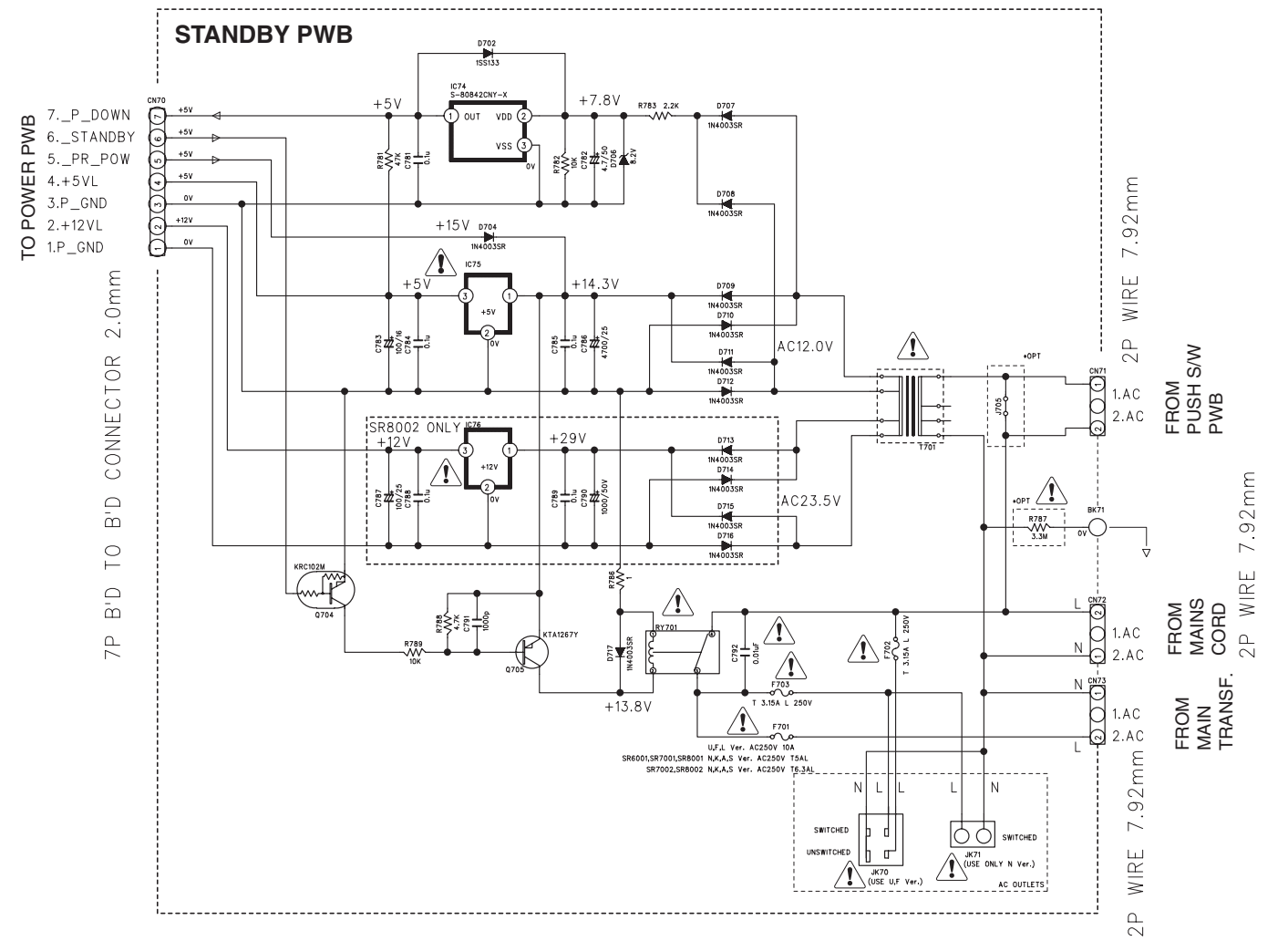
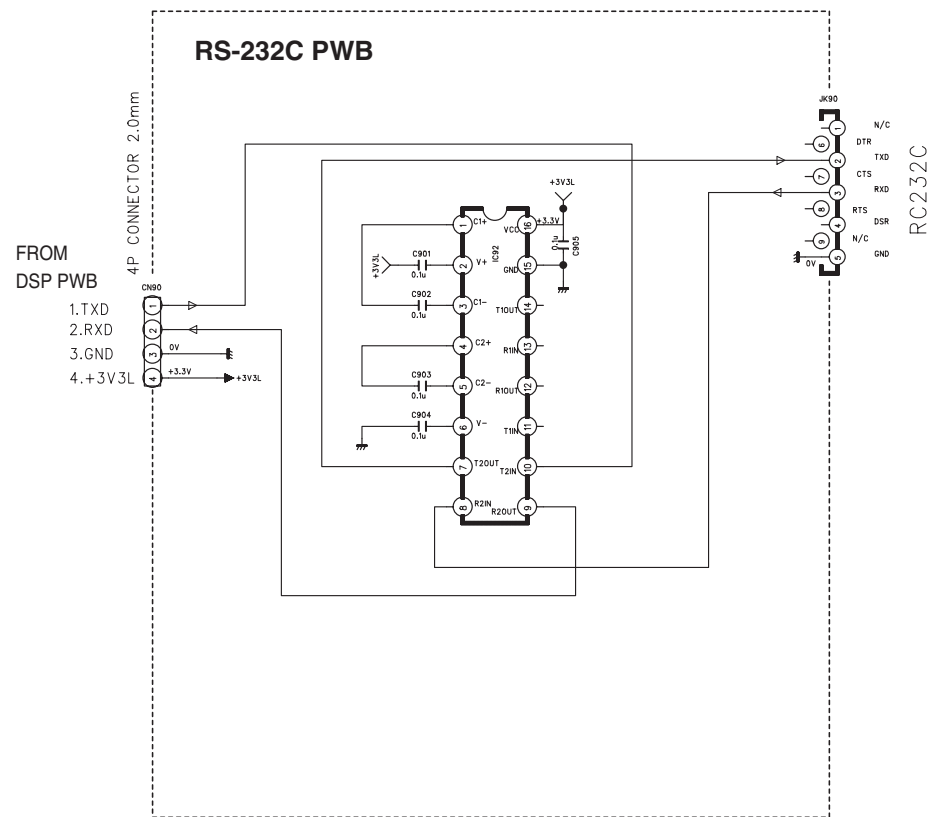
- CN65
FROM DSP PWB
- 1.HP_ON
 - 2._HP_DET
 - 3._P_DOWN
 - 4._STANDBY
 - 5._HEAT_DET
 - 6._PA_FAIL
 - 7._PA_FAIL
 - 8.N.C
 - 9.HEAT
 - 10.SURR_ON
 - 11.FLRB_ON
 - 12.FLRA_ON
 - 13.SBLRA_ON
 - 14.SBLRB_ON
 - 15.SKPC_SW
 - 16.N.C

SPK TERMINAL	TERMINAL COLOR
FR(A)	RED
FL(A)	WHITE
FL(B)	RED
FR(B)	WHITE
CENTER	GREEN
SR	GRAY
SL	BLUE

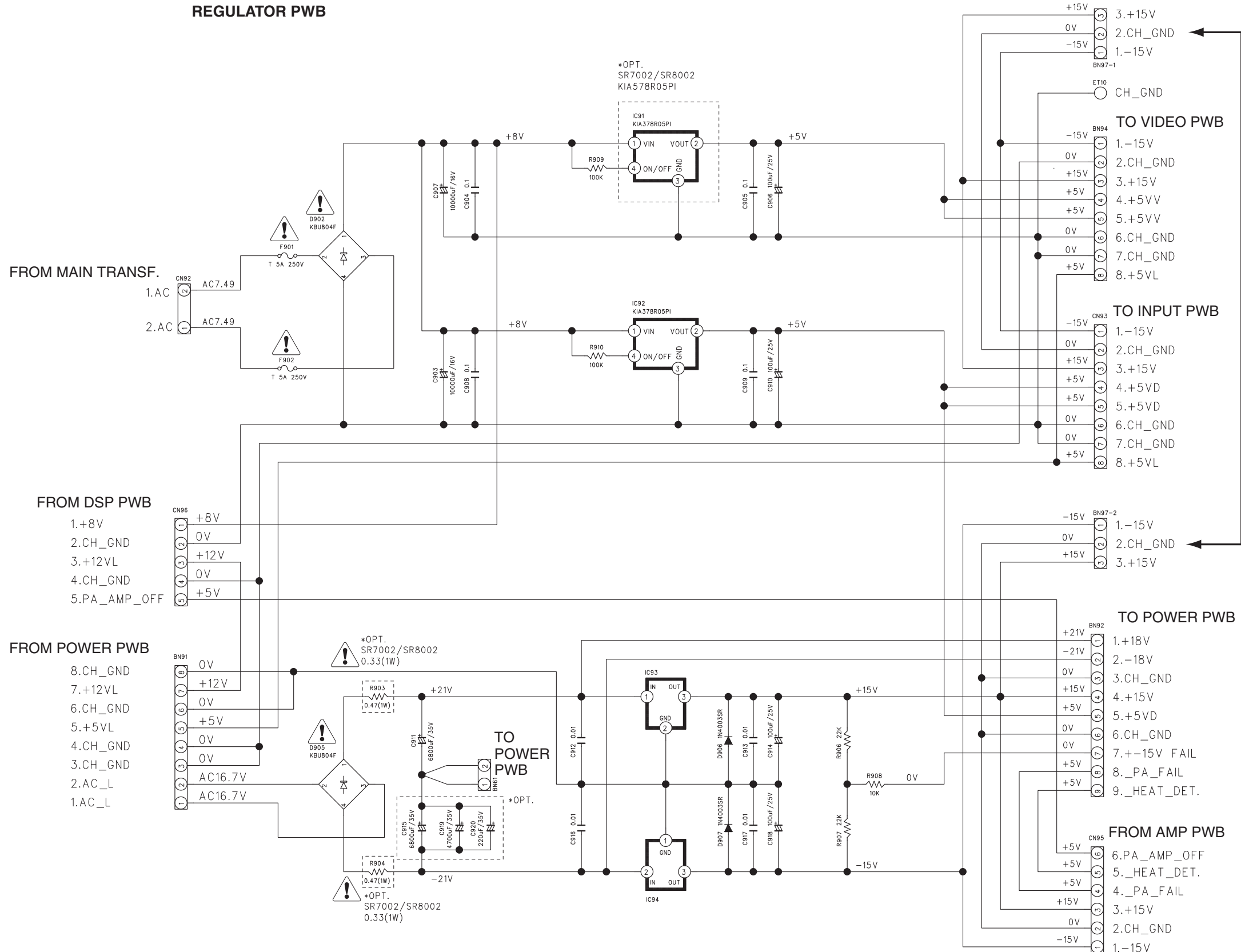
* OPTION	C629, C630
SR7002	LH6 TYPE 71V 18000uF
SR8002	LH0 TYPE 71V 18000uF

*SR8002 SKR Transparence Type





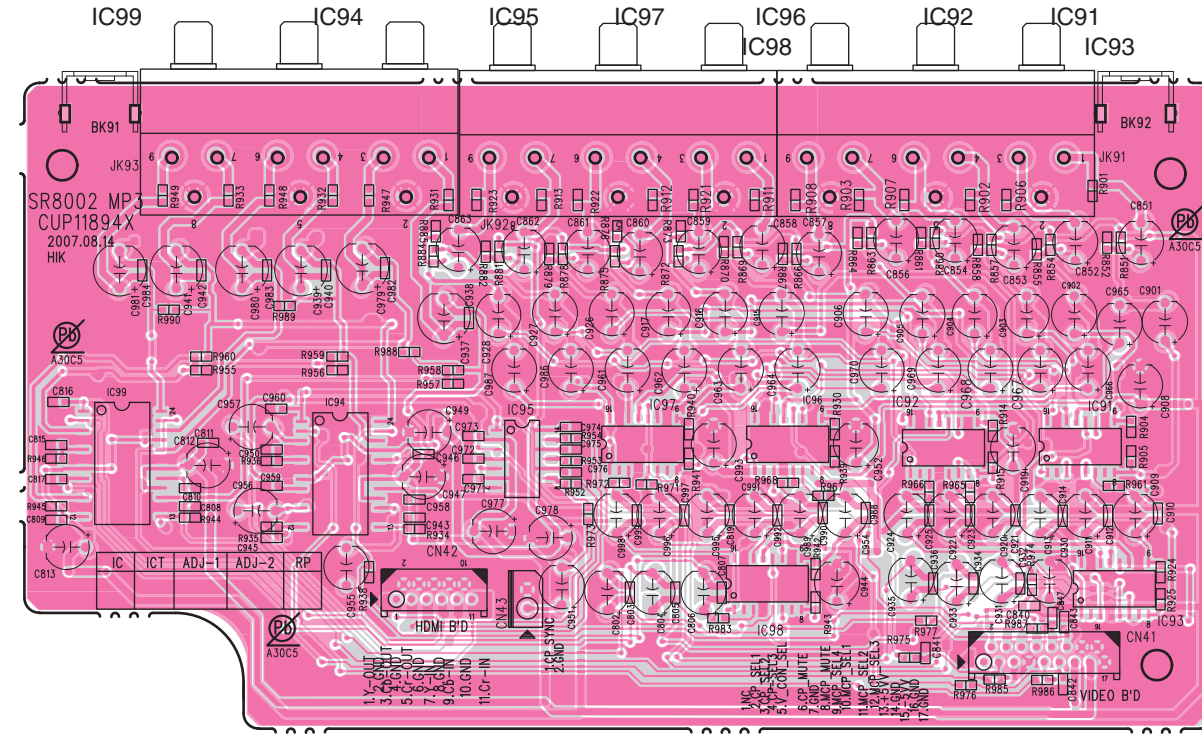
REGULATOR PWB



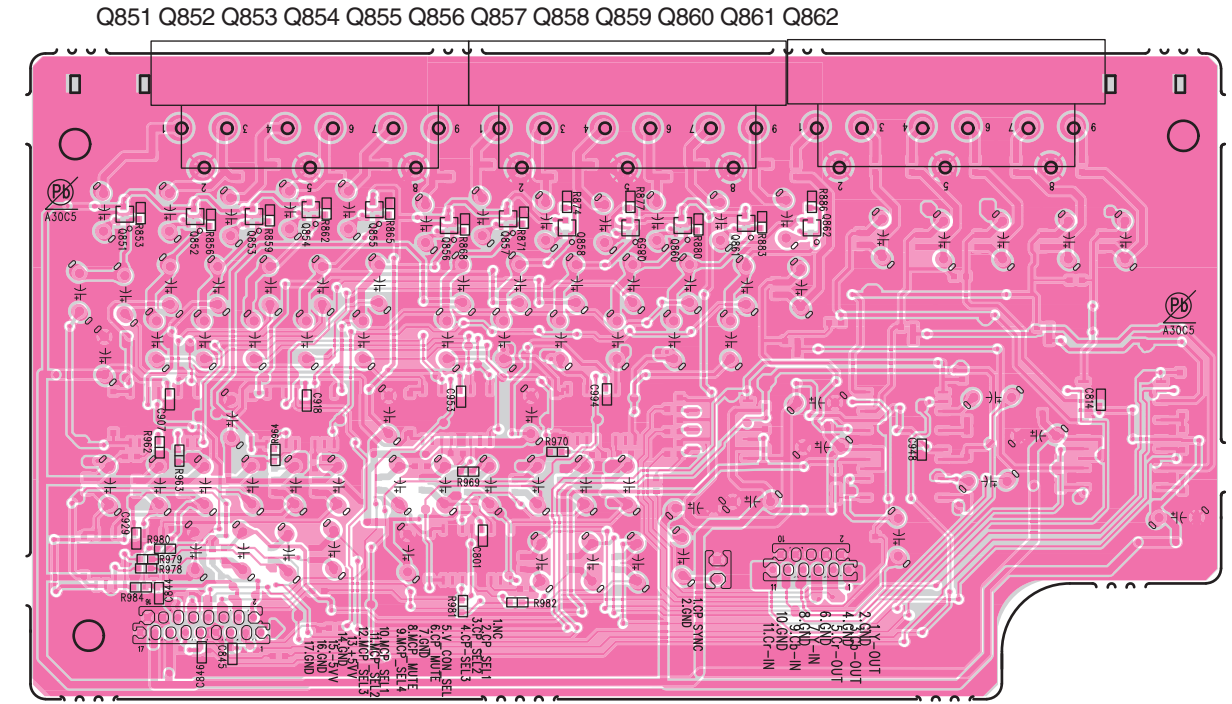
*Option					
SR6001 N Ver. SR7001/SR7002 N/K/F Ver. SR8001/SR8002 N/K Ver.			SR6001/SR7001/SR8001 U Ver. SR7002/SR8002 U Ver.		
Ref.	Value	Use	Ref.	Value	Use
C915	6800uF/35V	X	C915	6800uF/35V	X
C919	4700uF/35V	0	C919	4700uF/35V	0
C920	220uF/35V	0	C920	220uF/35V	X

11. PARTS LOCATION

COMPONENT PWB A



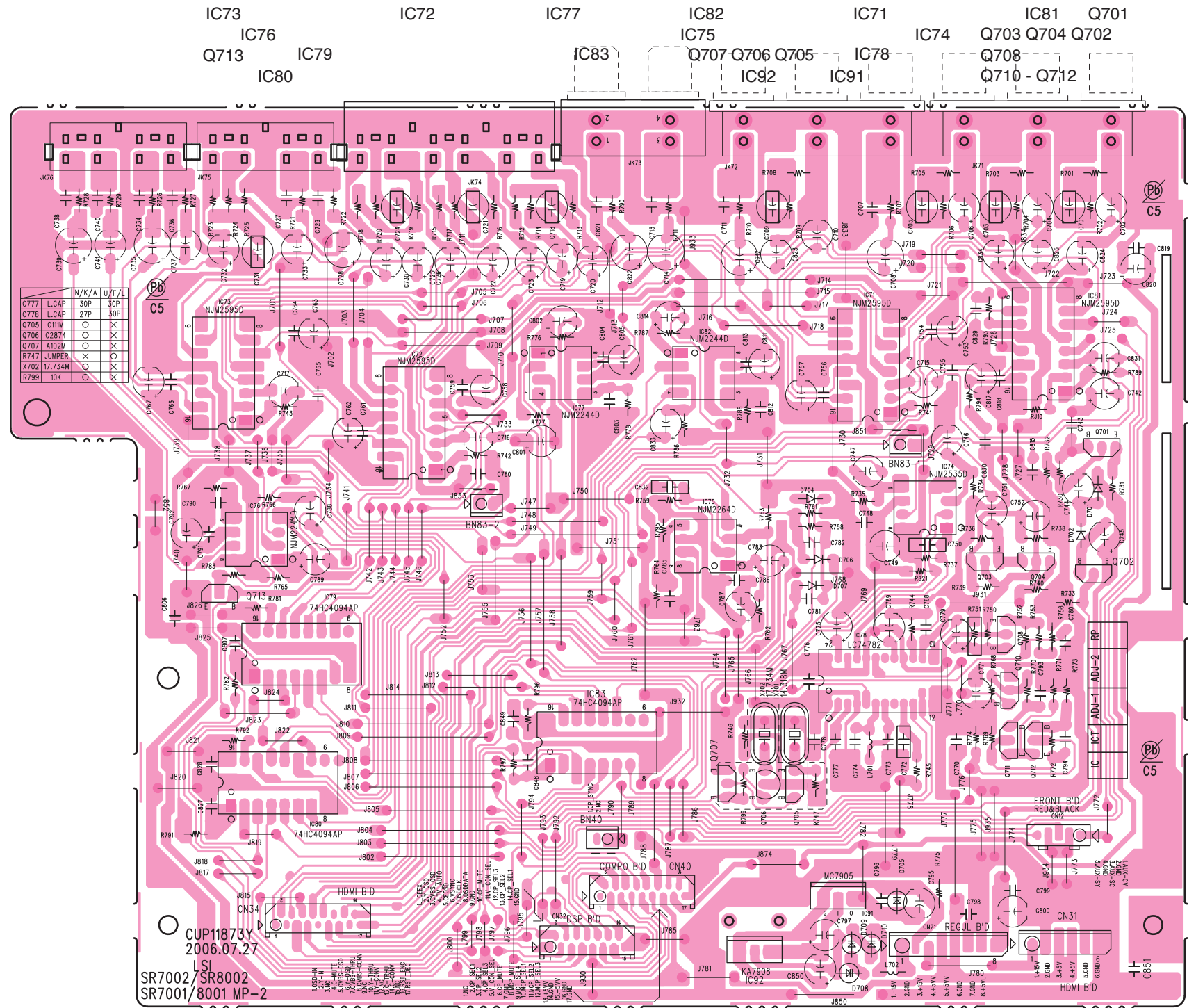
COMPONENT PWB B



鉛フリー半田
半田付けには、鉛フリー半田 (Sn-Ag-Cu) を使用してください。

Lead-free Solder
When soldering, use the Lead-free Solder (Sn-Ag-Cu).

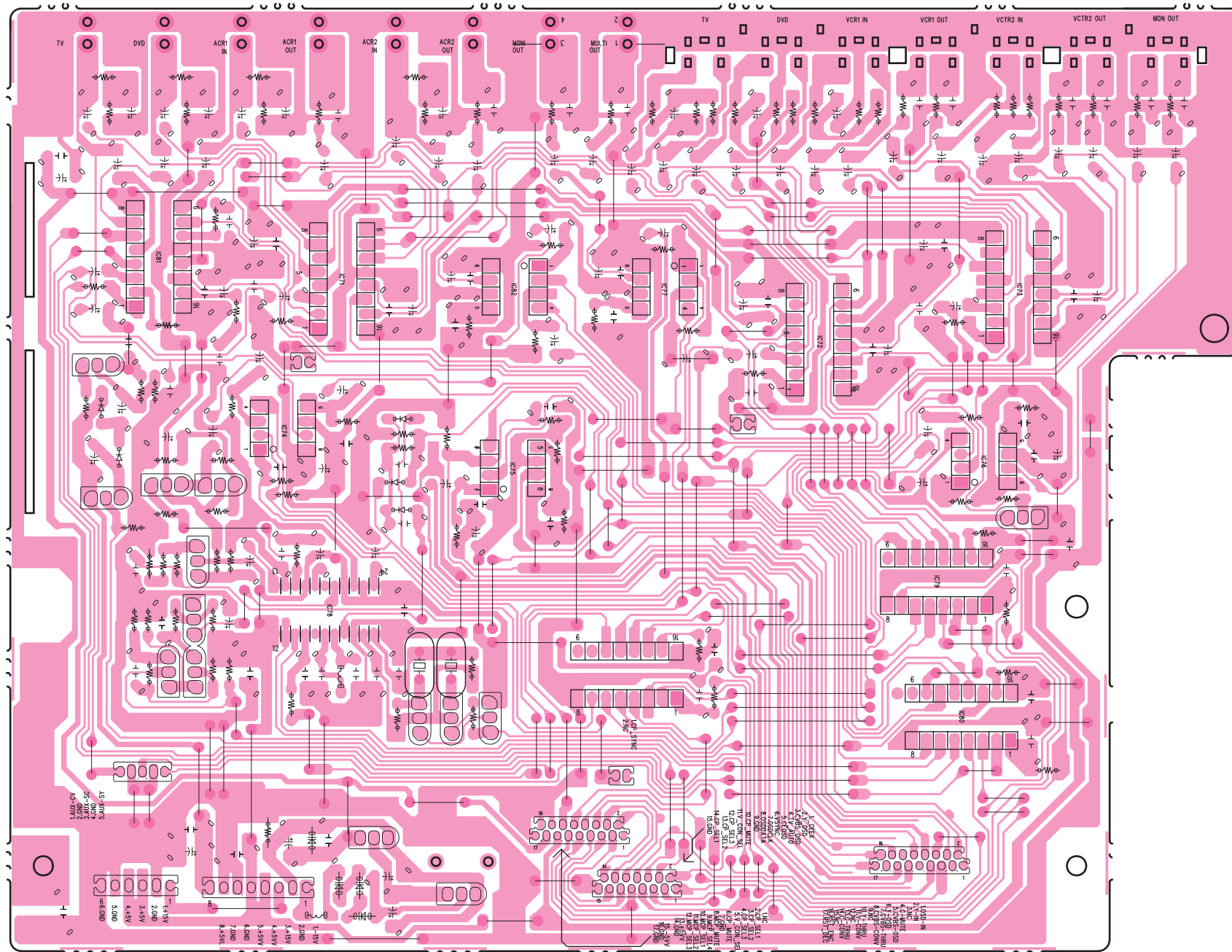
VIDEO PWB A



鉛フリー半田
 半田付けには、鉛フリー半田 (Sn-Ag-Cu) を使用してください。

Lead-free Solder
 When soldering, use the Lead-free Solder (Sn-Ag-Cu).

VIDEO PWB B




鉛フリー半田
 半田付けには、鉛フリー半田 (Sn-Ag-Cu) を使用してください。

Lead-free Solder
 When soldering, use the Lead-free Solder (Sn-Ag-Cu).

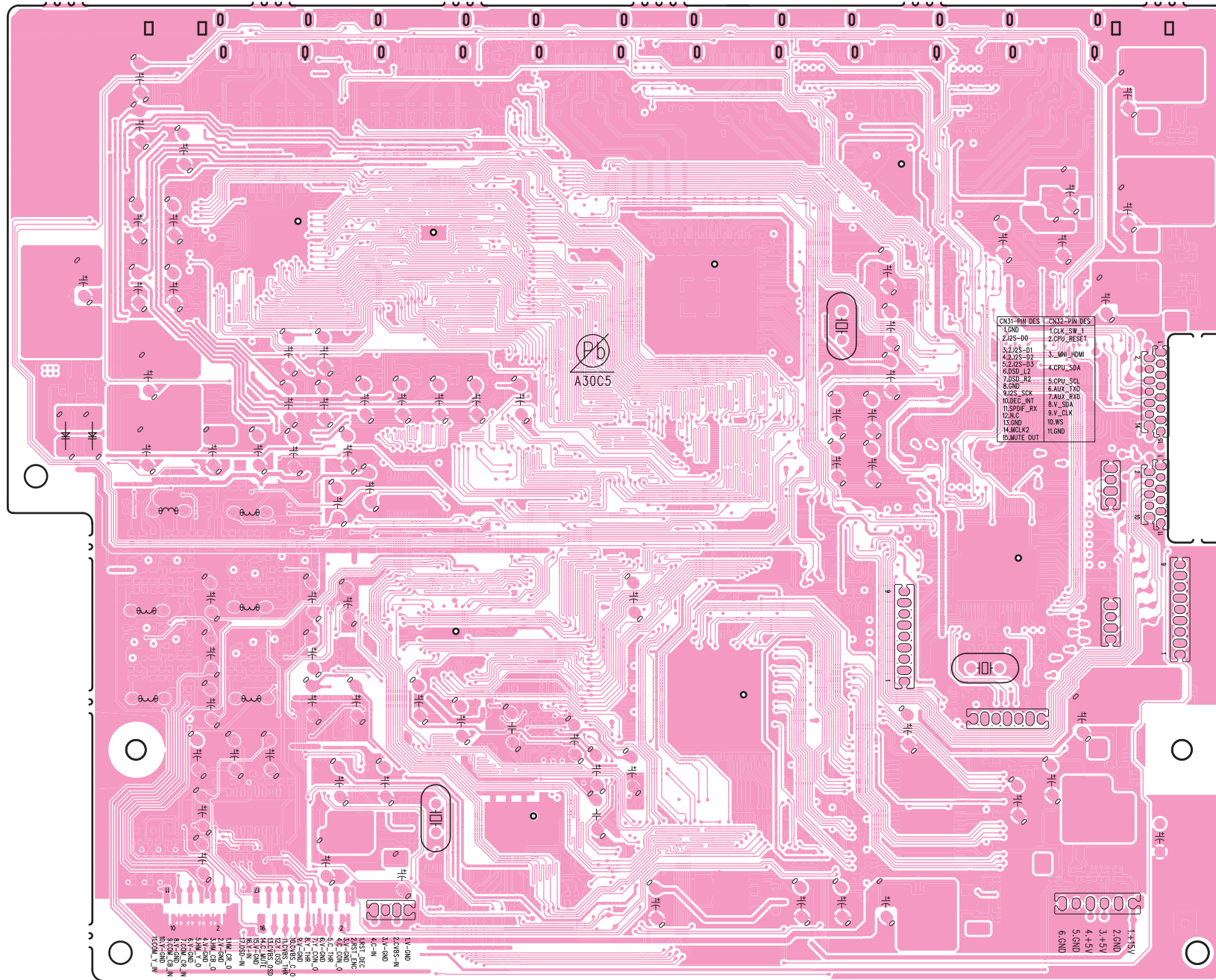
HDMI PWB A

IC96 Q101 Q102 Q104 Q105 Q107 Q108 Q110 Q111 Q302 Q303
 IC98 Q103 IC11 Q106 Q114 Q109 Q112 IC12 IC38 IC39
 IC90 IC14 IC15 IC31 Q113 IC13 IC36 IC37 IC93 IC95
 IC32 IC33 IC34 IC81 Q905 Q901 IC67 IC65 IC69 Q805 Q806 Q809 Q810 Q812
 Q301 IC82 IC70 IC66 IC68 IC71 Q807 Q808 Q816 Q817 Q801 Q811 Q802
 IC83 IC81 Q902 IC82 IC70 IC66 IC68 IC71 Q807 Q808 Q816 Q817 Q801 Q811 Q802
 IC92 Q904 Q903 IC63 IC63 Q605 Q604 IC62 IC94 IC61 Q815
 IC97 IC64 Q605 Q604 IC62 IC94 IC61 Q601 - Q603
 IC99 IC91 IC72



鉛フリー半田
 半田付けには、鉛フリー半田 (Sn-Ag-Cu) を使用してください。
Lead-free Solder
 When soldering, use the Lead-free Solder (Sn-Ag-Cu).

HDMI PWB B




鉛フリー半田
半田付けには、鉛フリー半田 (Sn-Ag-Cu) を使用してください。

Lead-free Solder
When soldering, use the Lead-free Solder (Sn-Ag-Cu).

DSP PWB A


- | | | | | | | | | | | |
|--|------|------|------|------|------|------|------|------|------|------|
| | | QC24 | QC23 | QC26 | QC28 | IC26 | | | | |
| | IC22 | IC23 | | | QC27 | | | | | IC44 |
| | IC24 | IC28 | | | IC25 | | | | | IC45 |
| | | | | | QC25 | | | | IC41 | |
| | | IC29 | | | | | | | | IC46 |
| | QC11 | QC12 | IC31 | IC32 | | | | | | IC47 |
| | | IC12 | QC13 | QC14 | IC36 | | IC33 | | | IC42 |
| | QC16 | QC15 | QC17 | | | | | | | IC43 |
| | QC19 | QC18 | QC20 | | | | | | | IC21 |
| | | IC14 | QC21 | QC22 | | IC52 | IC49 | IC16 | IC18 | IC20 |
| | | IC19 | IC50 | IC53 | | IC51 | IC48 | IC11 | | |
| | | | | | | | | IC15 | IC13 | |
| | | | | | | | | | | IC17 |
| | | | | | | | | | | QC10 |



鉛フリー半田
 半田付けには、鉛フリー半田 (Sn-Ag-Cu) を使用してください。
Lead-free Solder
 When soldering, use the Lead-free Solder (Sn-Ag-Cu).

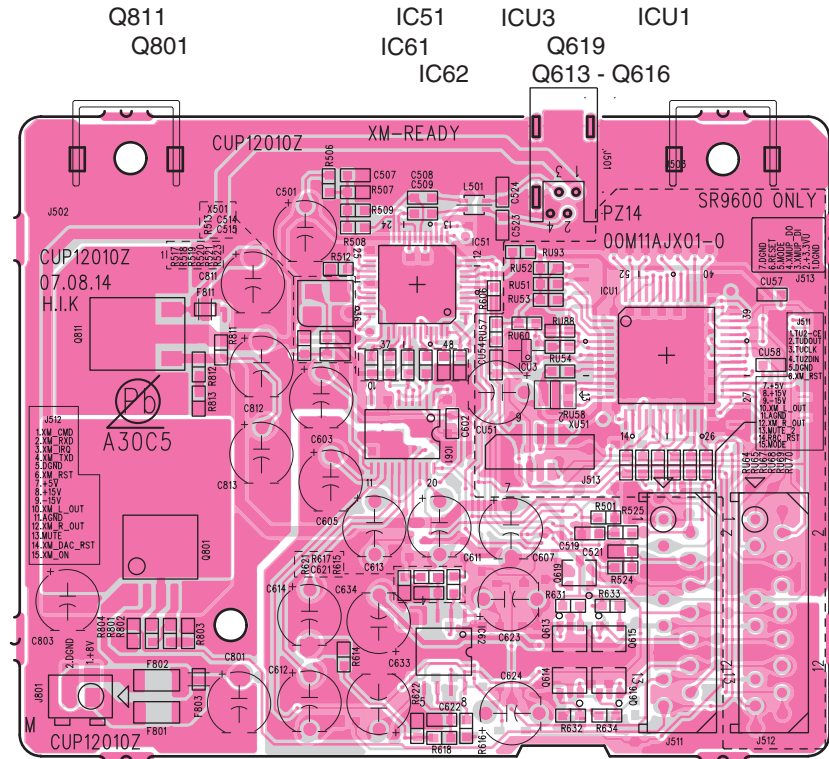
DSP PWB B

IC27
IC34

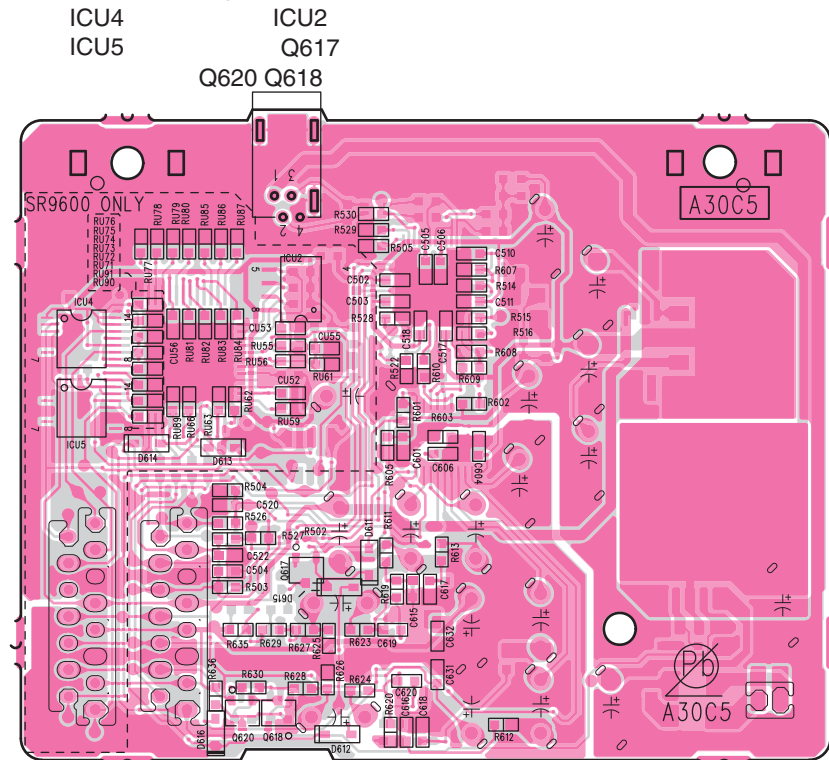


鉛フリー半田
半田付けには、鉛フリー半田 (Sn-Ag-Cu) を使用してください。
Lead-free Solder
When soldering, use the Lead-free Solder (Sn-Ag-Cu).


XM PWB A (/U Only)



XM PWB B (/U Only)




INPUT PWB A



TUNER PWB A (PS7002 Only)

鉛フリー半田
半田付けには、鉛フリー半田 (Sn-Ag-Cu) を使用してください。
Lead-free Solder
When soldering, use the Lead-free Solder (Sn-Ag-Cu).

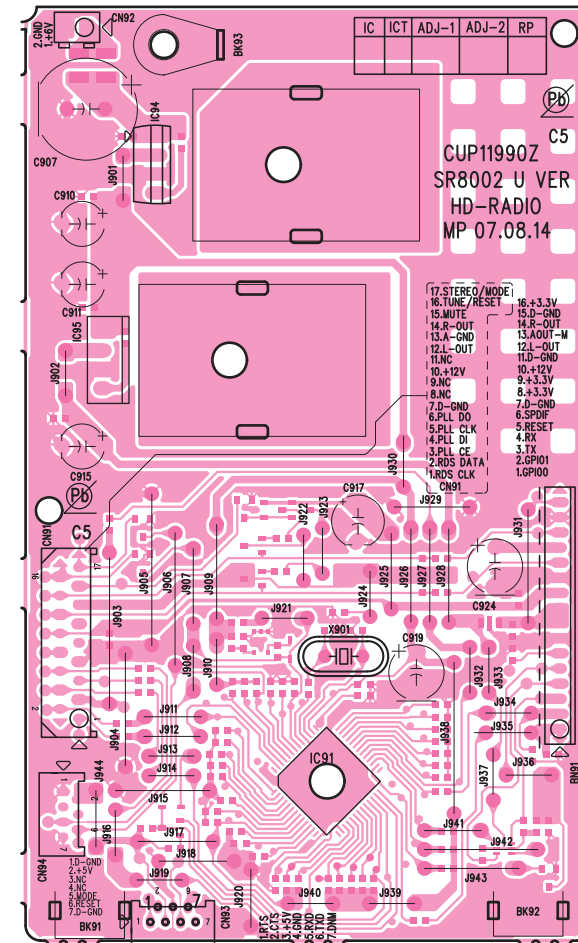
INPUT PWB B



TUNER PWB B (PS7002 Only)

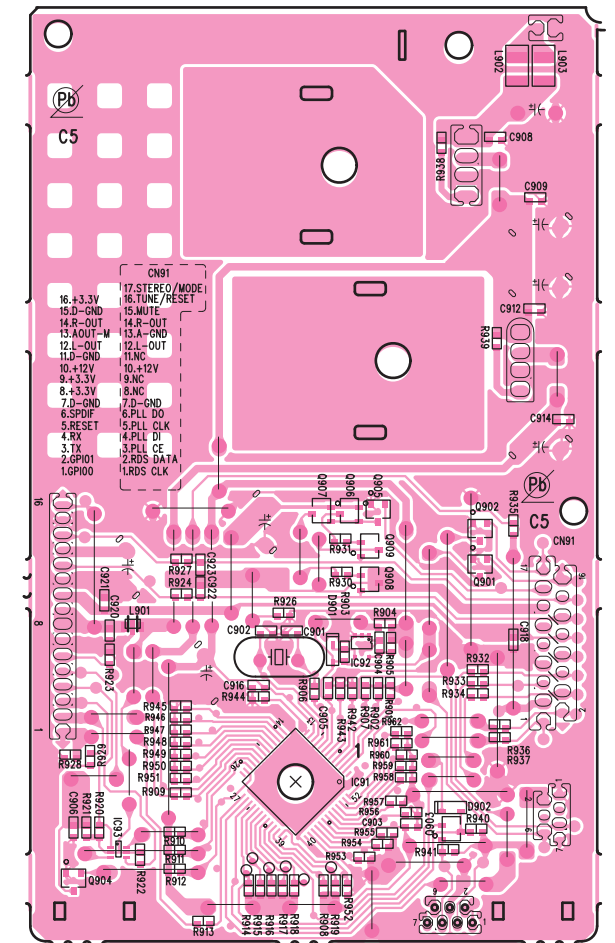
HD RADIO PWB A (SR8002 /U Only)

IC94 IC91
IC95 IC91



HD RADIO PWB B (SR8002 /U Only)

Q905 - Q909 Q901 Q902
IC92
Q904 IC93 IC91 Q903

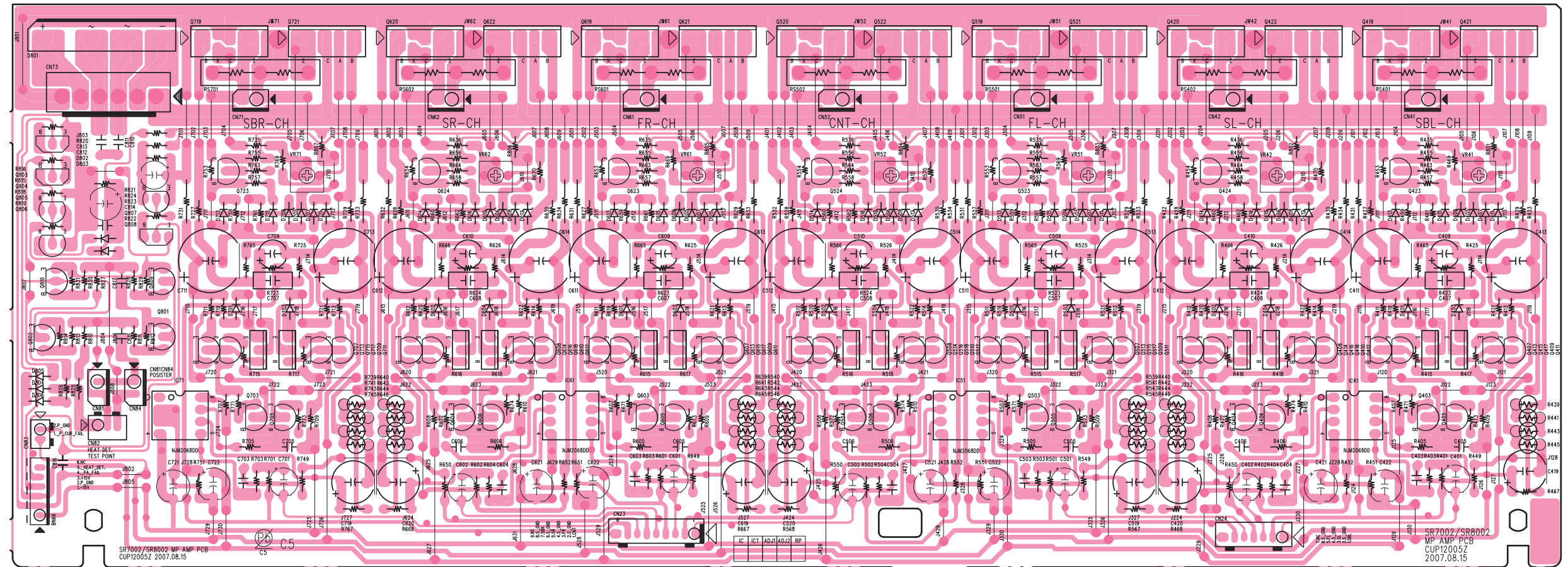
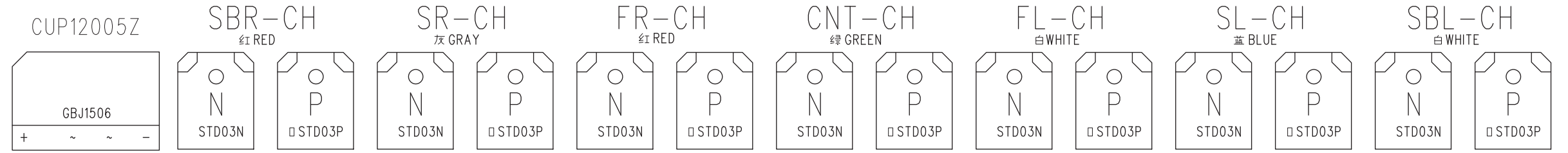


鉛フリー半田
半田付けには、鉛フリー半田 (Sn-Ag-Cu) を使用してください。

Lead-free Solder
When soldering, use the Lead-free Solder (Sn-Ag-Cu).

AMP PWB A

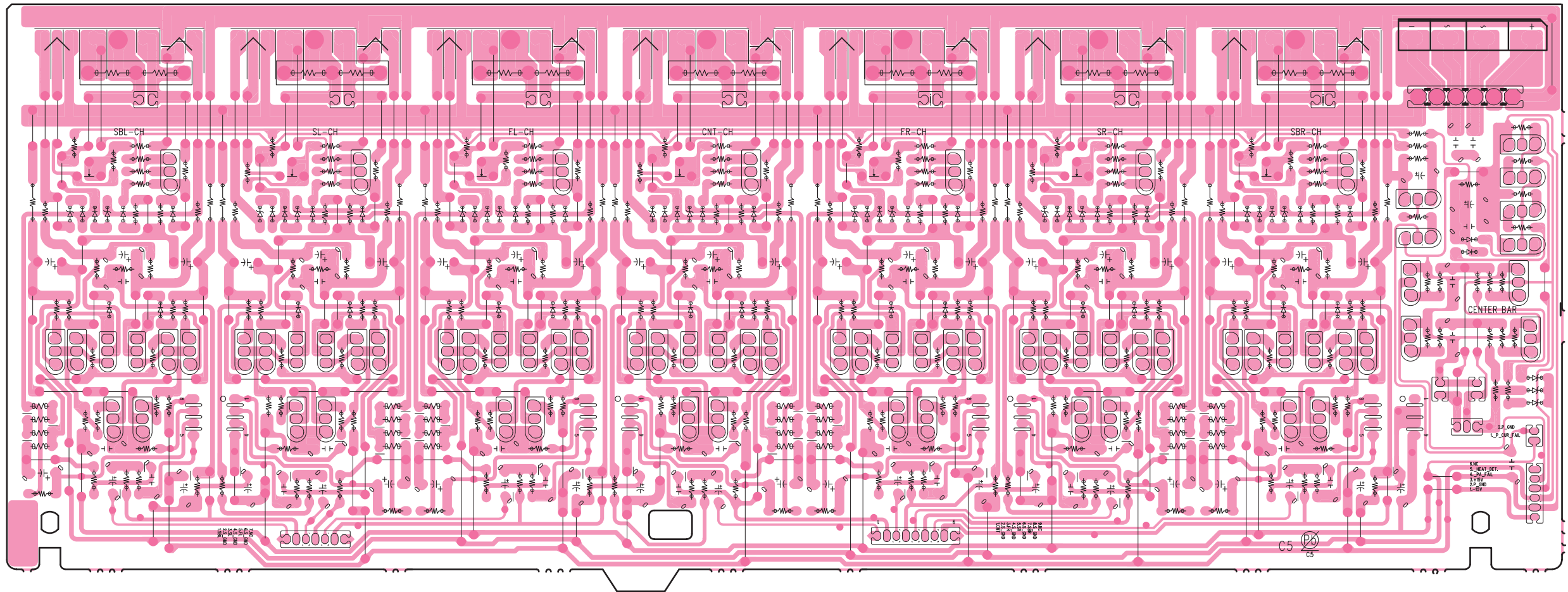
Q803 - Q806	Q807 Q808 Q723	Q719 Q721	Q620 Q622	Q619 Q621	Q520 Q522	Q519 Q521	Q420 Q422	Q419 Q421
Q810	Q809 Q707 Q715 Q709	Q608 Q616 Q610	Q607 Q615 Q609	Q508 Q516 Q510	Q507 Q515 Q509	Q408 Q416 Q410	Q407 Q415 Q409	
Q802	Q801 Q713 Q717 Q711	Q614 Q618 Q612	Q613 Q617 Q611	Q514 Q518 Q512	Q513 Q517 Q511	Q414 Q418 Q412	Q413 Q417 Q411	
	IC71 Q703 Q705	Q604 Q606	IC61 Q603 Q605	Q504 Q506	IC51 Q503 Q505	Q404 Q406	IC41 Q403 Q405	



鉛フリー半田
半田付けには、鉛フリー半田 (Sn-Ag-Cu) を使用してください。

Lead-free Solder
When soldering, use the Lead-free Solder (Sn-Ag-Cu).

AMP PWB B



鉛フリー半田
半田付けには、鉛フリー半田 (Sn-Ag-Cu) を使用してください。
Lead-free Solder
When soldering, use the Lead-free Solder (Sn-Ag-Cu).

POWER PWB A

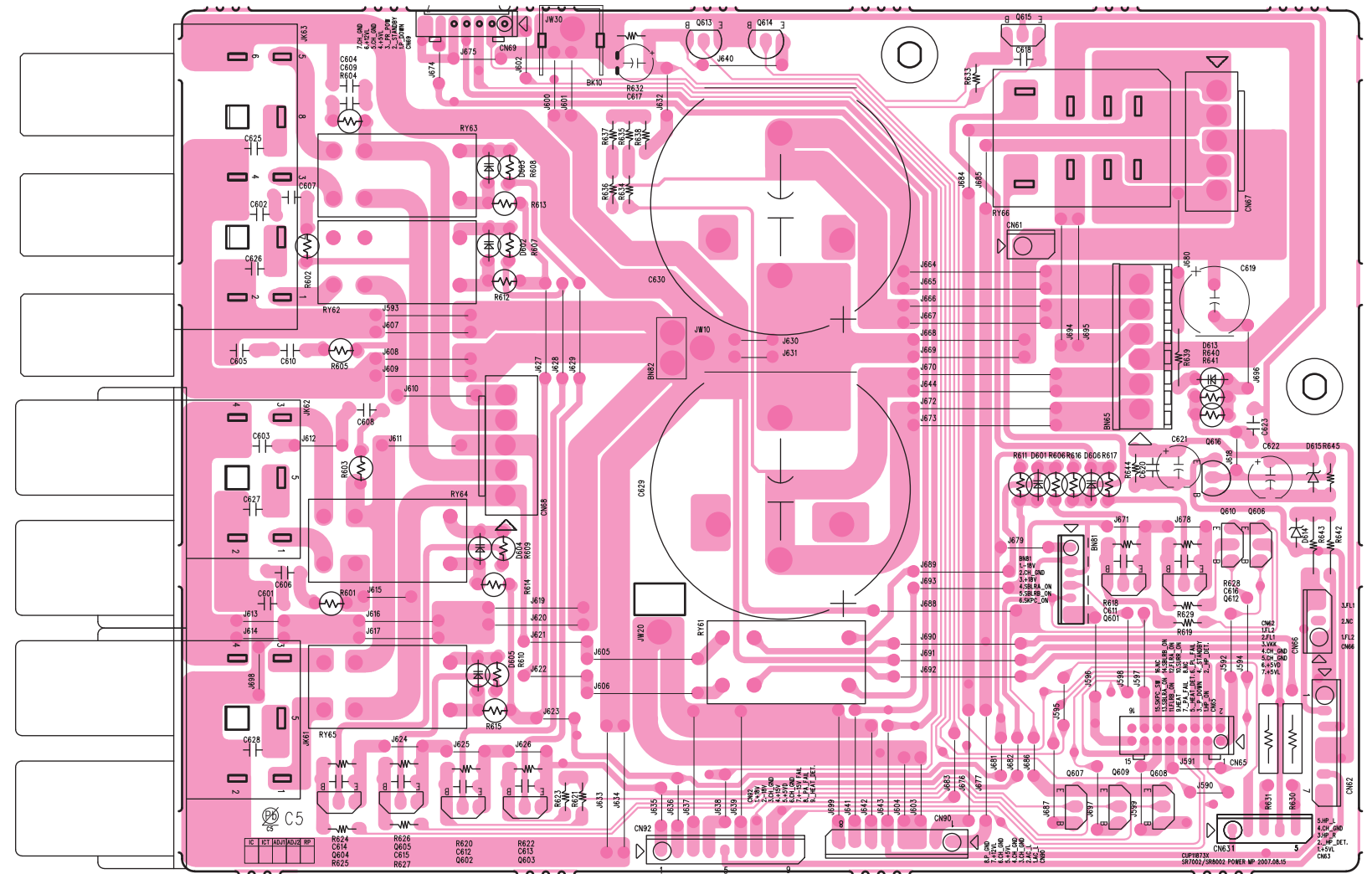
Q613 Q614

Q615

Q616
Q601 Q612 Q610 Q606

Q604 Q605 Q602 Q603

Q607 Q609 Q608



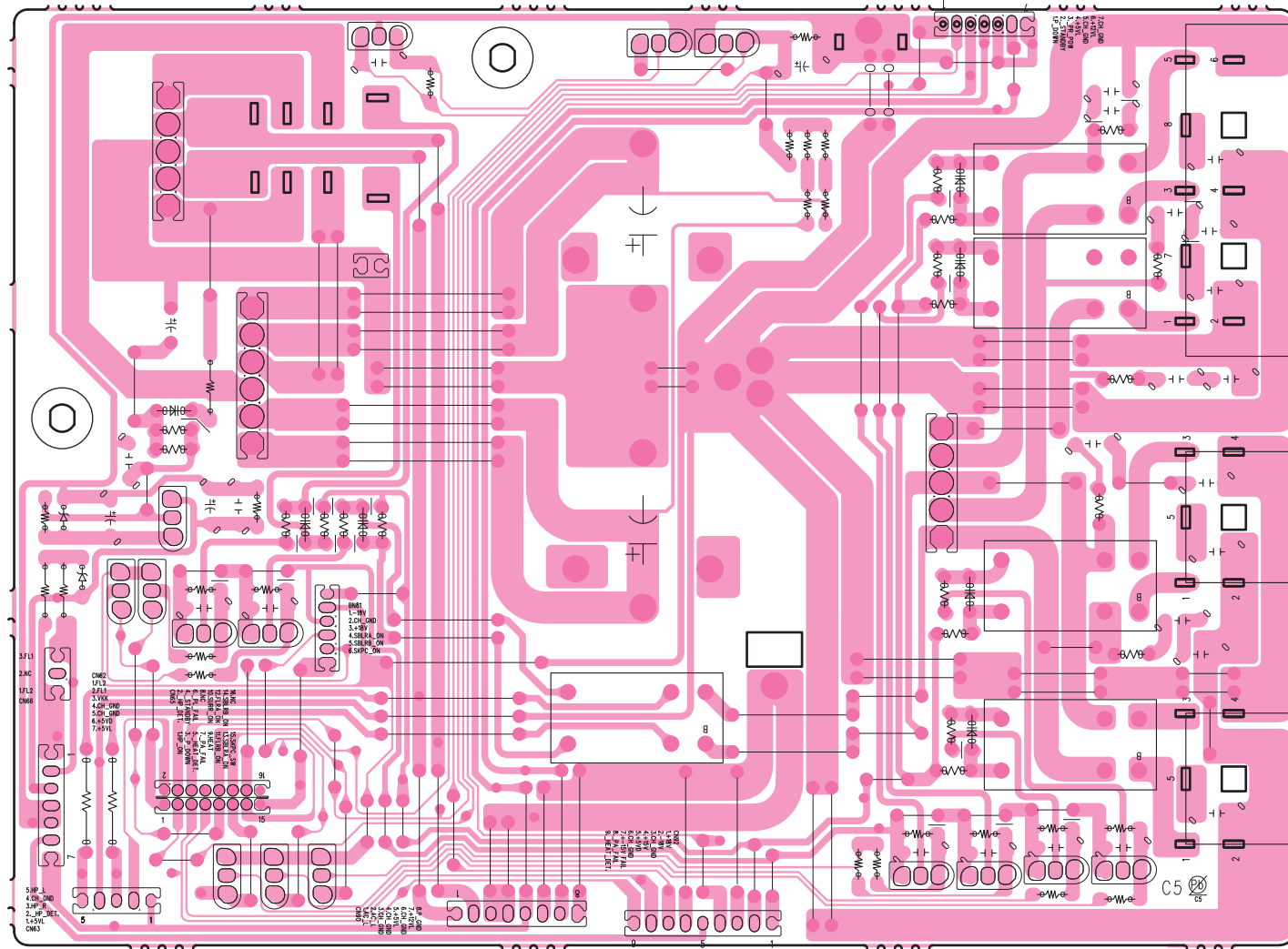
鉛フリー半田

半田付けには、鉛フリー半田 (Sn-Ag-Cu) を使用してください。

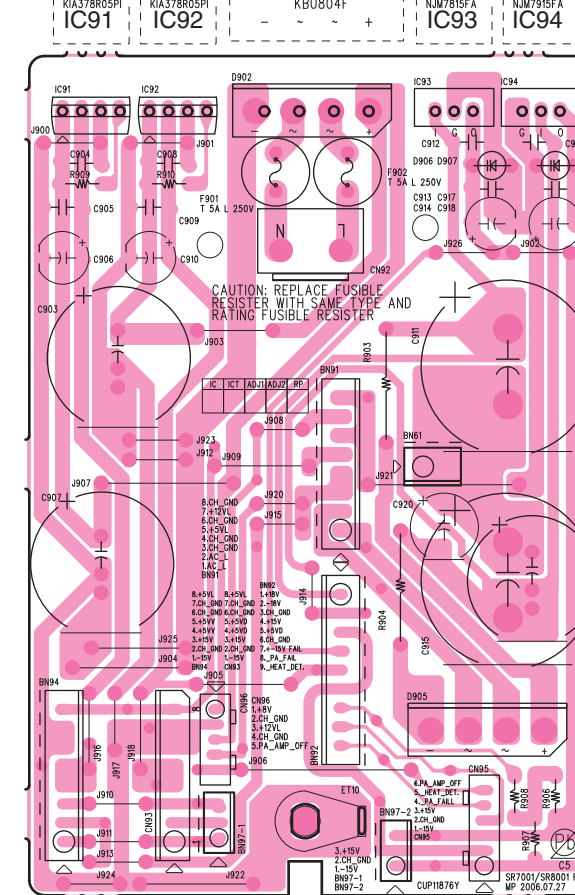
Lead-free Solder

When soldering, use the Lead-free Solder (Sn-Ag-Cu).

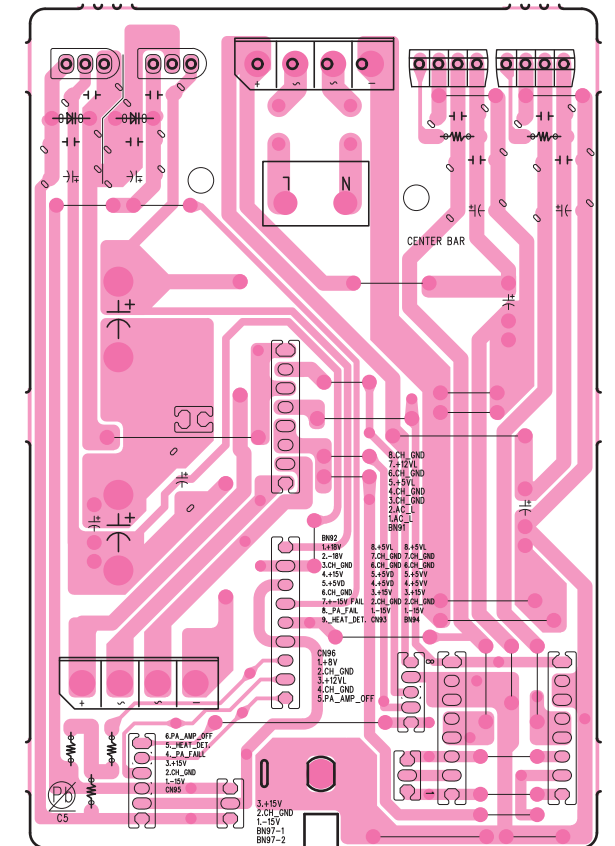
POWER PWB B



REG PWB A

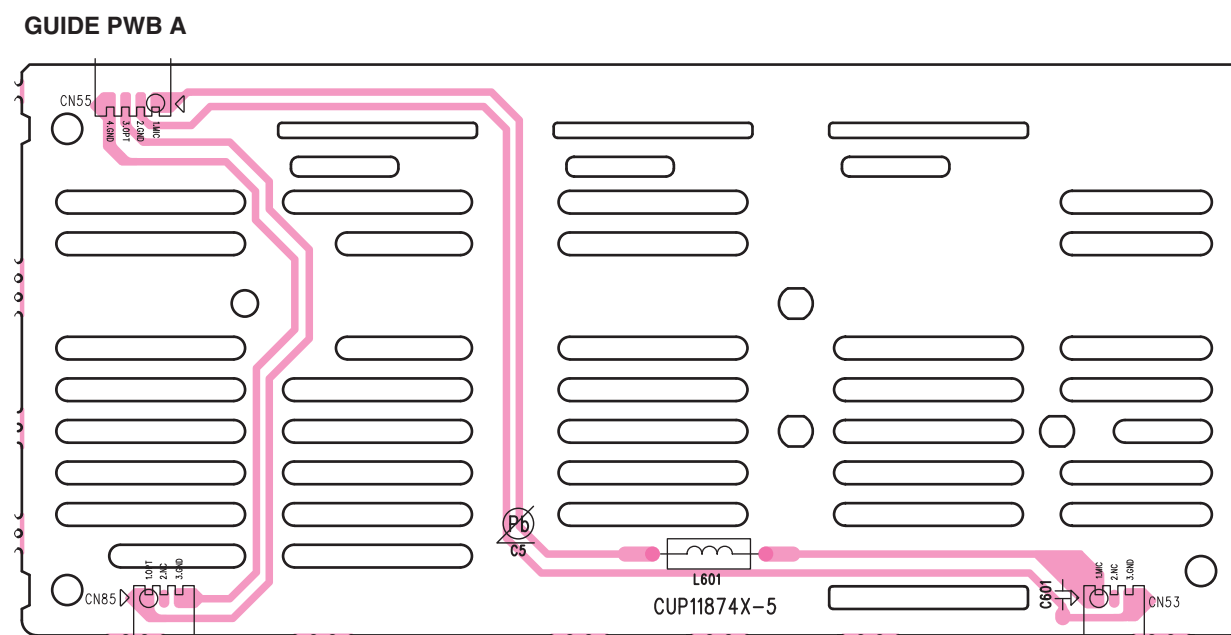
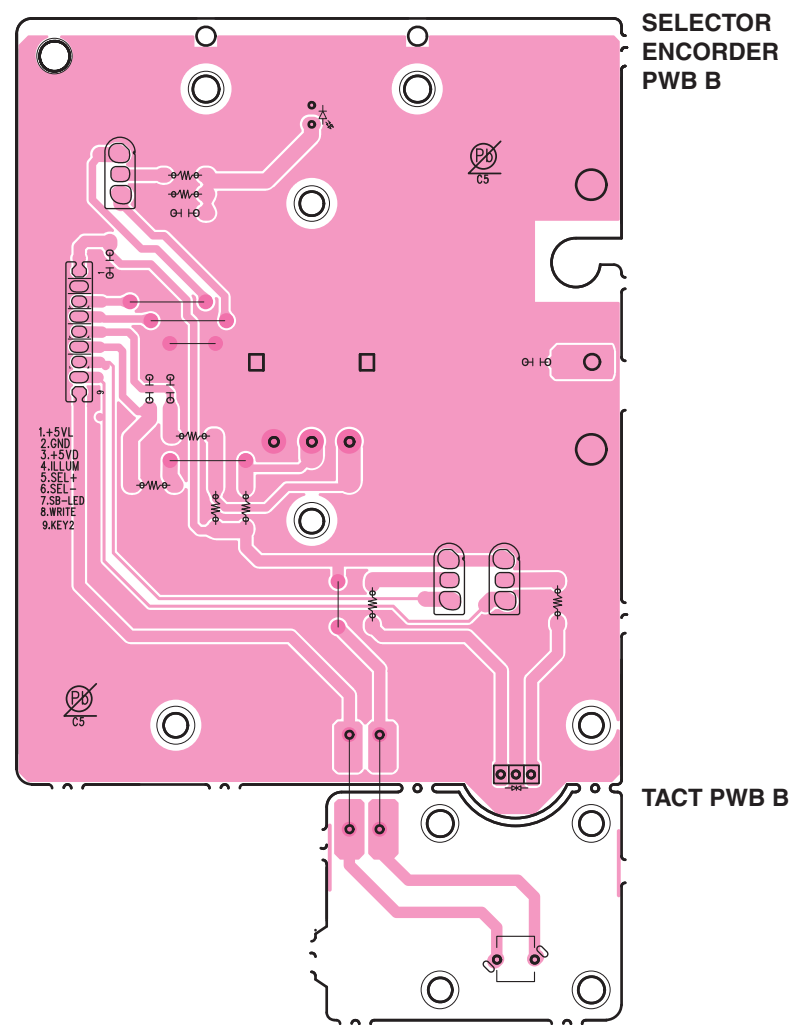
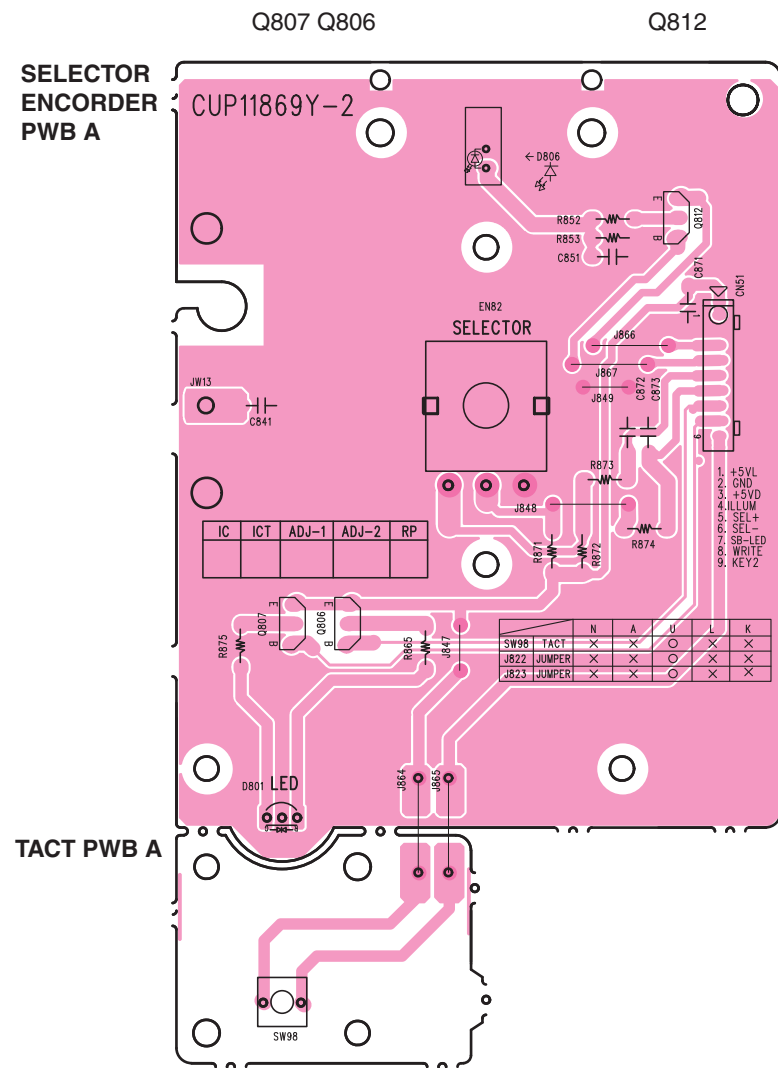


REG PWB B



鉛フリー半田
半田付けには、鉛フリー半田 (Sn-Ag-Cu) を使用してください。

Lead-free Solder
When soldering, use the Lead-free Solder (Sn-Ag-Cu).



鉛フリー半田
半田付けには、鉛フリー半田 (Sn-Ag-Cu) を使用してください。

Lead-free Solder
When soldering, use the Lead-free Solder (Sn-Ag-Cu).

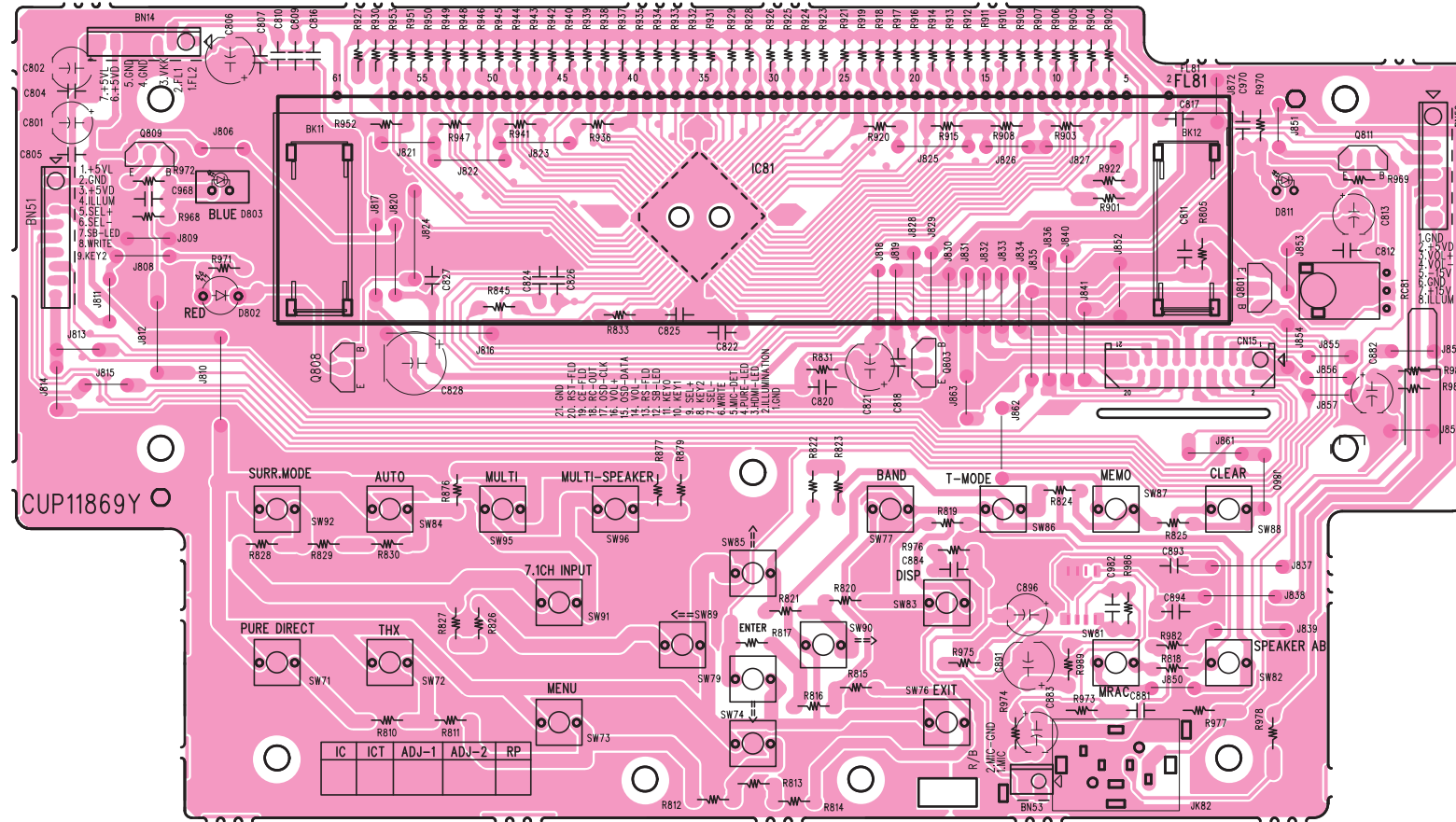
FRONT PWB A
Q809

Q808

Q803

Q801

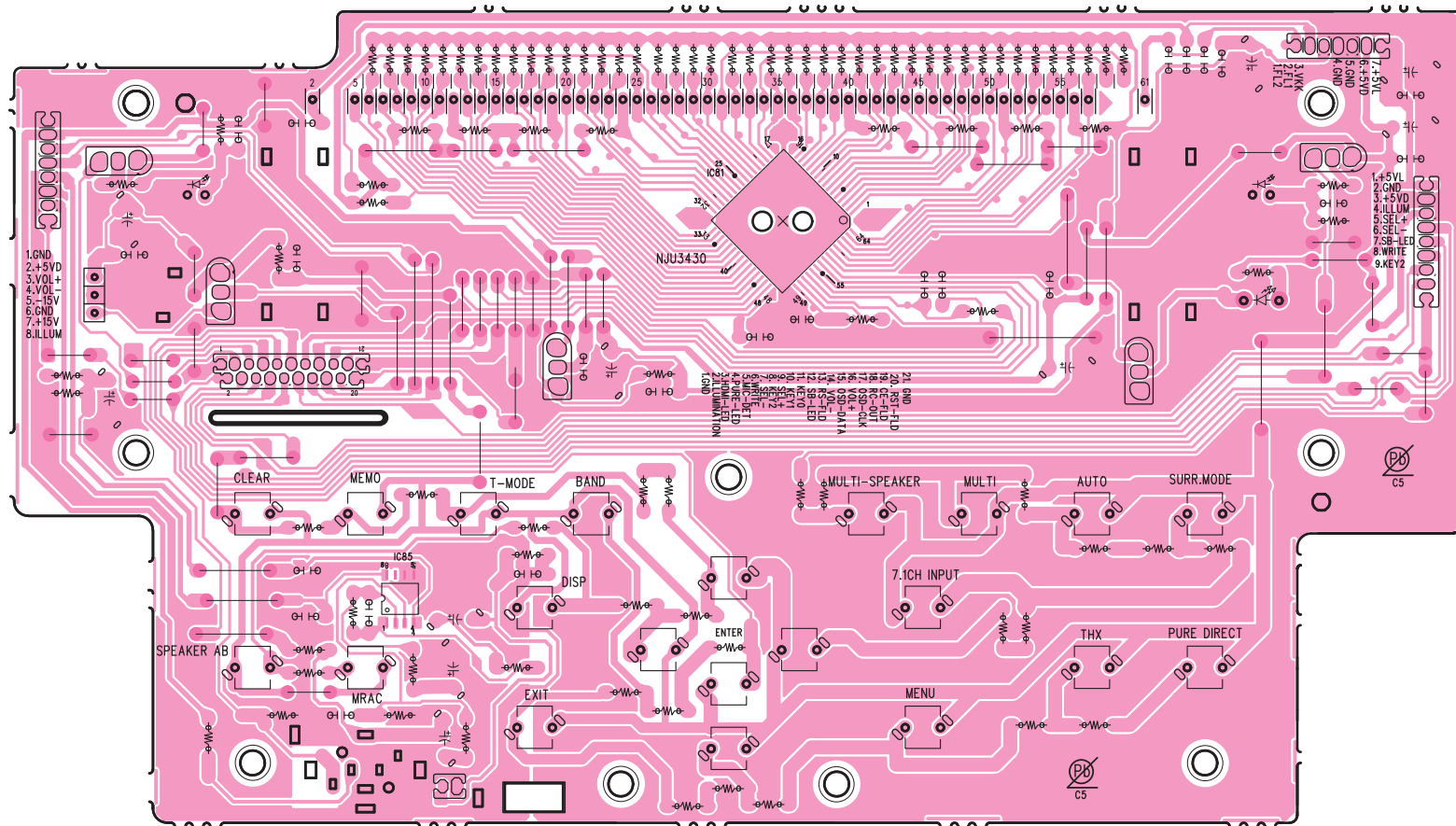
Q811



FRONT PWB B

IC85

IC81

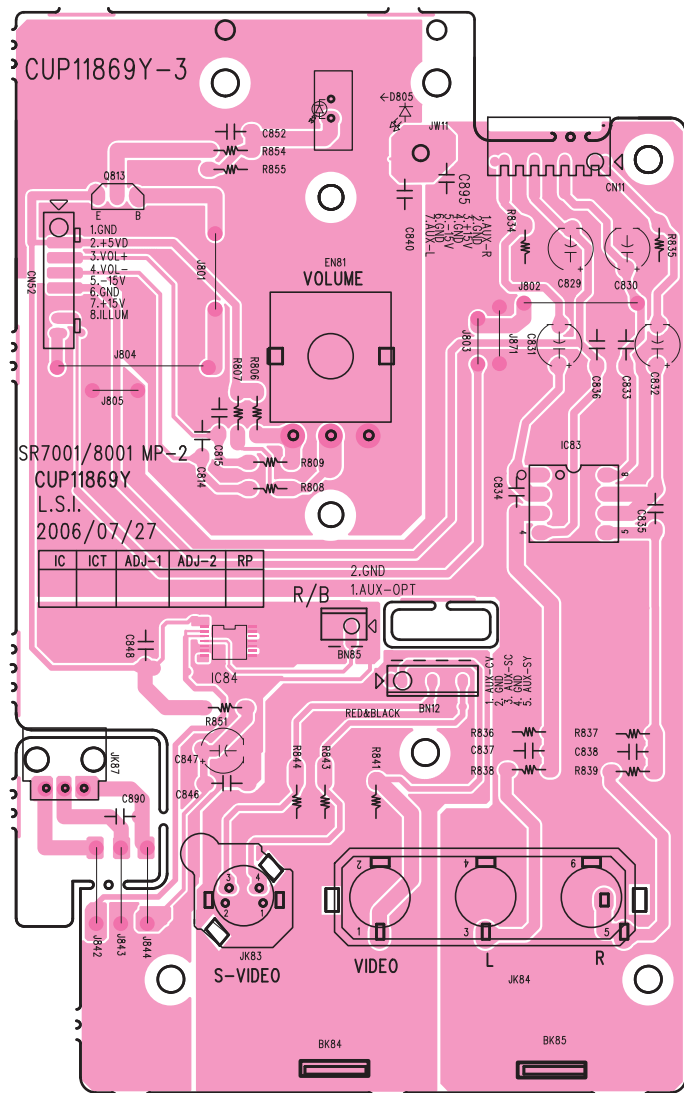


鉛フリー半田
半田付けには、鉛フリー半田 (Sn-Ag-Cu) を使用してください。
Lead-free Solder
When soldering, use the Lead-free Solder (Sn-Ag-Cu).

VOLUME PWB A

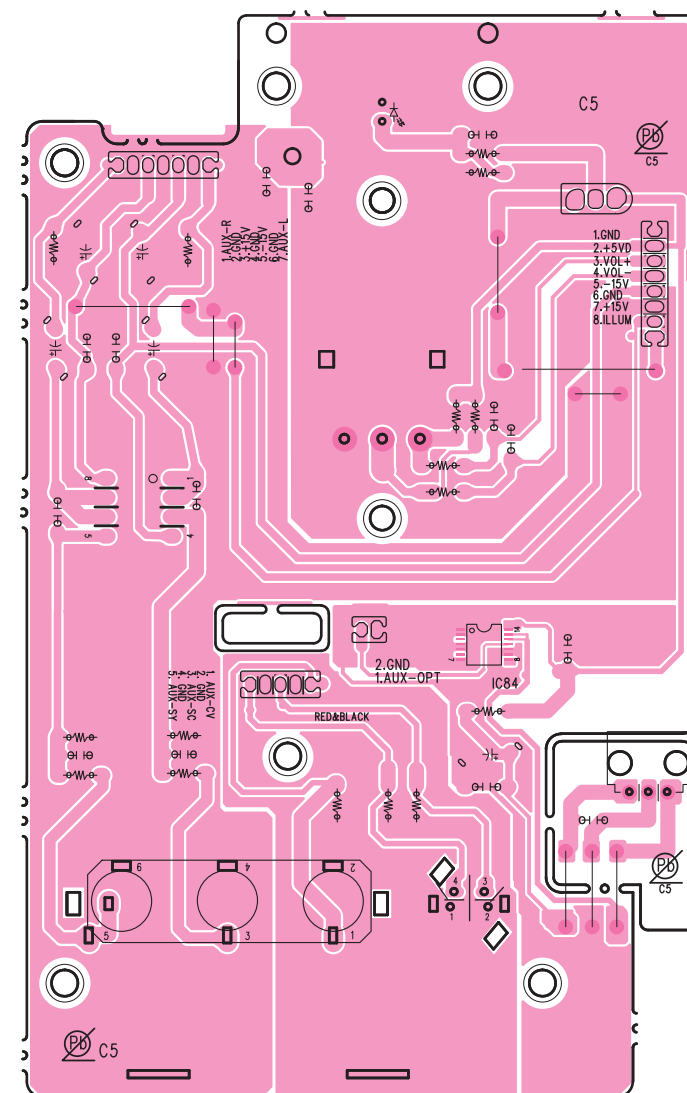
Q813

IC83

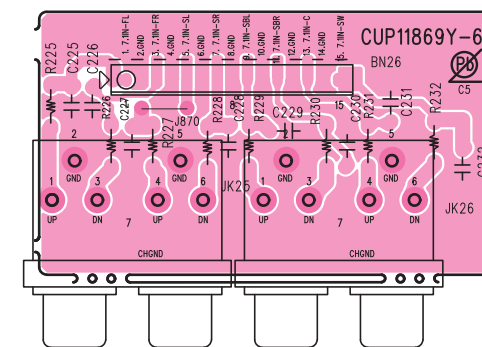


VOLUME PWB B

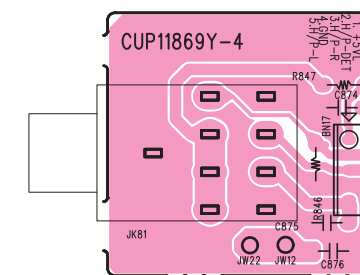
IC84



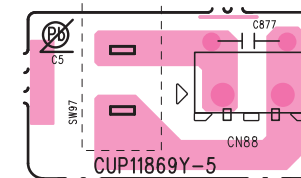
7.1CH INPUT PWB A



H/P PWB A

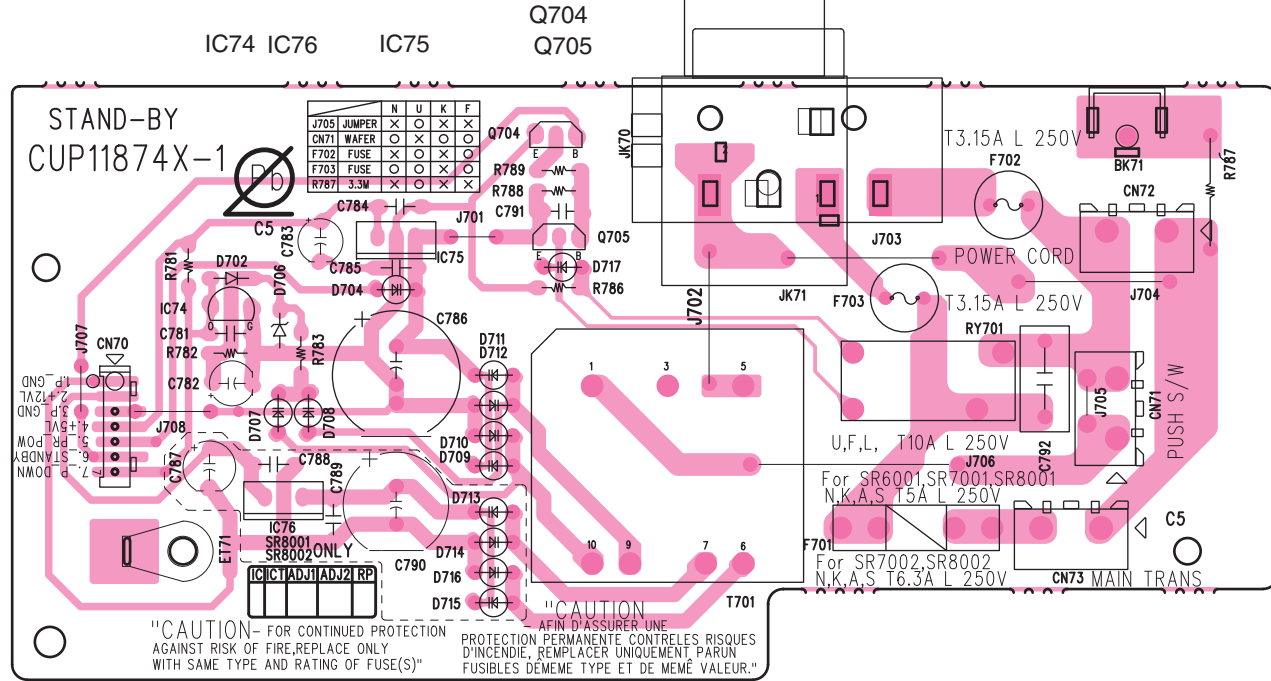


PUSH SW PWB A

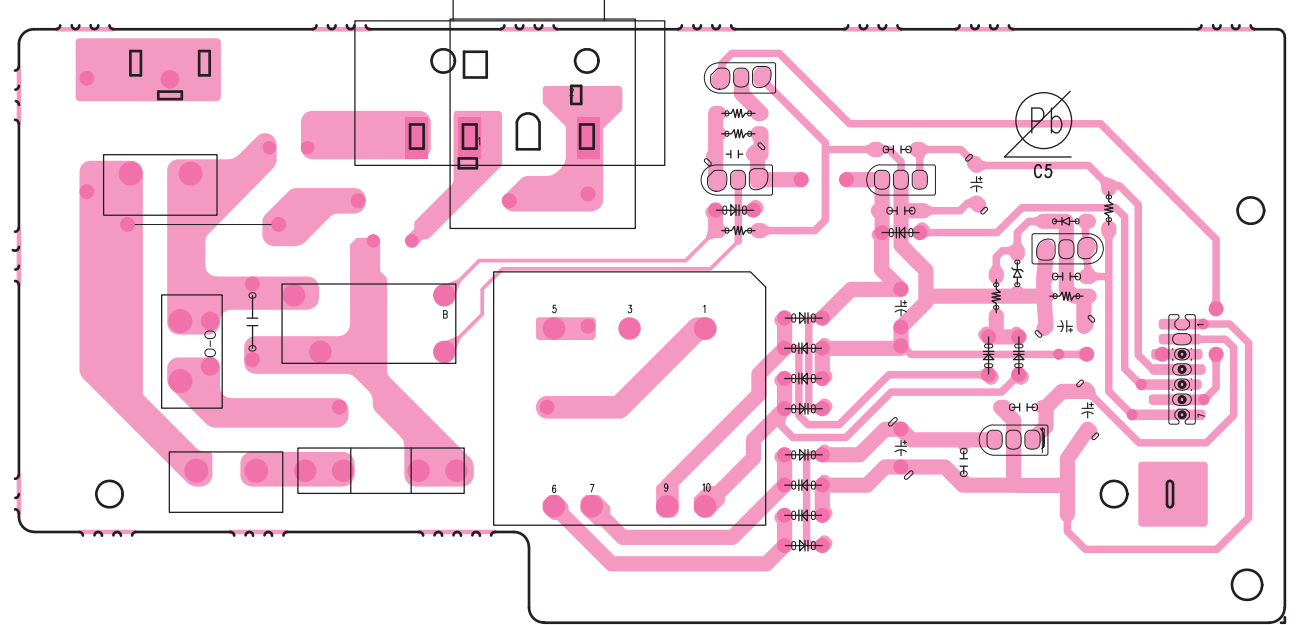


鉛フリー半田
半田付けには、鉛フリー半田 (Sn-Ag-Cu) を使用してください。
Lead-free Solder
When soldering, use the Lead-free Solder (Sn-Ag-Cu).

STANDBY PWB A

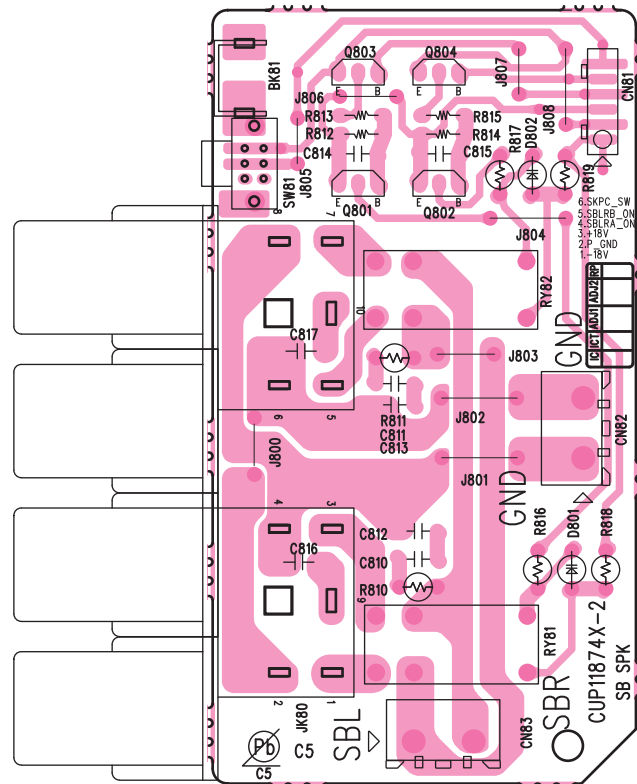


STANDBY PWB B

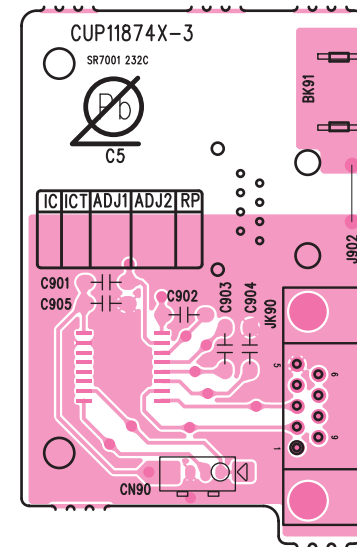


SBLR SPEAKER PWB A

Q803 Q804
Q801 Q802

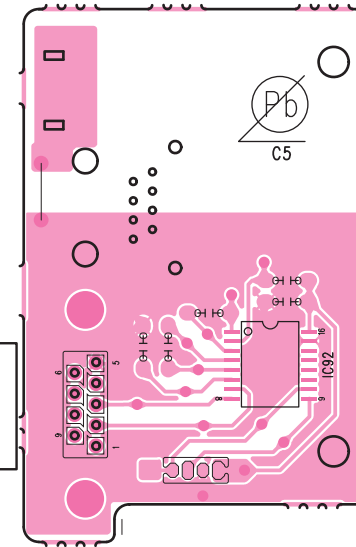


RS-232C PWB A

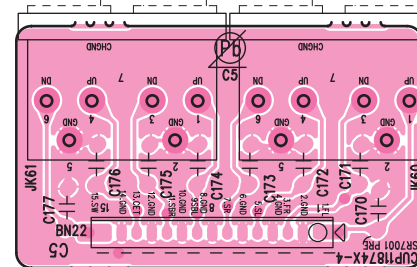


RS-232C PWB B

IC92

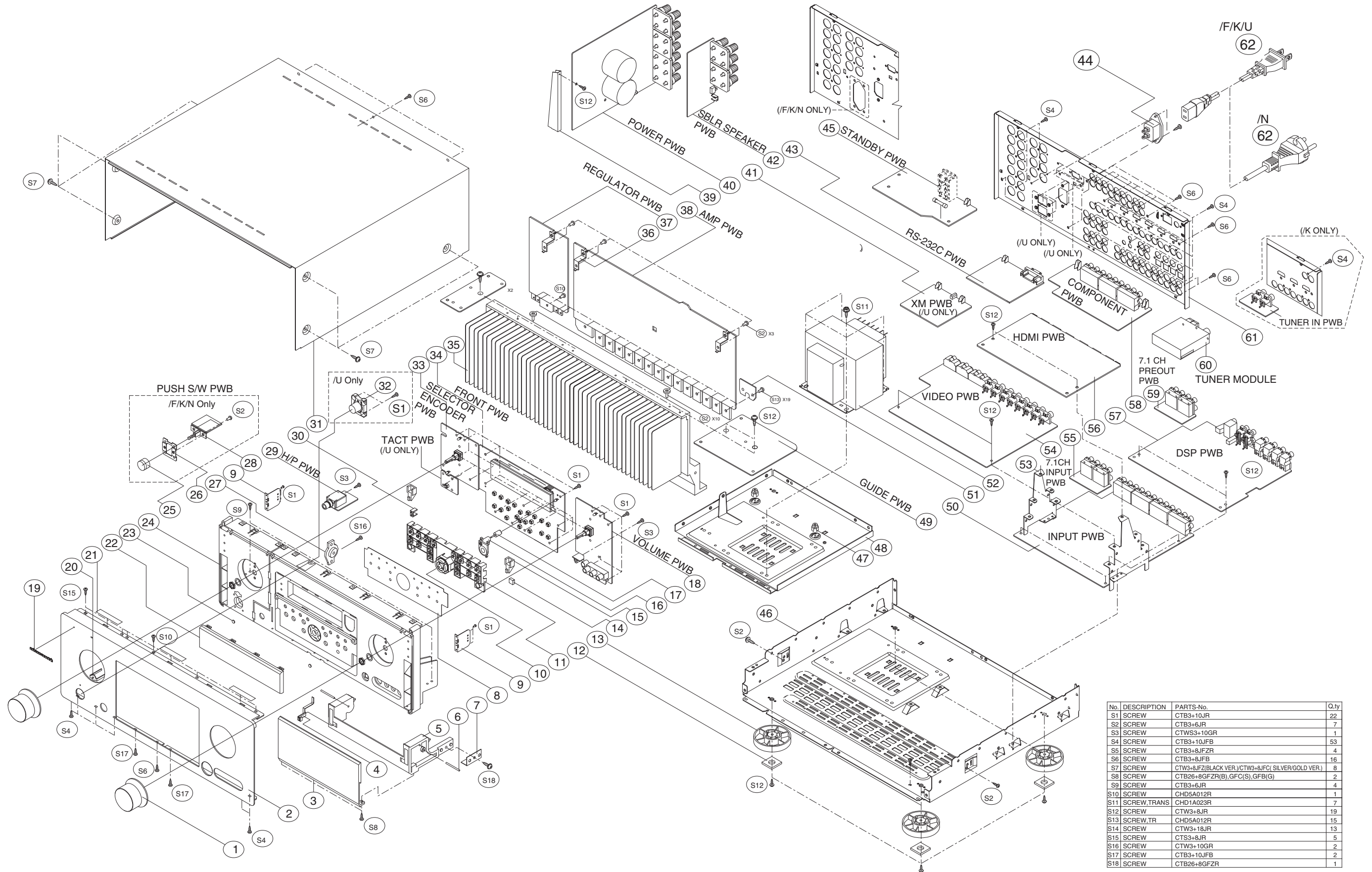


7:1 CH PREOUT PWB A



鉛フリー半田
半田付けには、鉛フリー半田 (Sn-Ag-Cu) を使用してください。
Lead-free Solder
When soldering, use the Lead-free Solder (Sn-Ag-Cu).


12. EXPLODED VIEW AND PARTS LIST



No.	DESCRIPTION	PARTS-No.	Q.ty
S1	SCREW	CTB3+10JR	22
S2	SCREW	CTB3+6JR	7
S3	SCREW	CTW3+10GR	1
S4	SCREW	CTB3+10JFB	53
S5	SCREW	CTB3+8JFZR	4
S6	SCREW	CTB3+8JFB	16
S7	SCREW	CTW3+8JFZ(BLACK VER.)/CTW3+8JFC(SILVER/GOLD VER.)	8
S8	SCREW	CTB26+8GFZR(B),GFC(S),GFB(G)	2
S9	SCREW	CTB3+6JR	4
S10	SCREW	CHD5A012R	1
S11	SCREW,TRANS	CHD1A023R	7
S12	SCREW	CTW3+8JR	19
S13	SCREW,TR	CHD5A012R	15
S14	SCREW	CTW3+18JR	13
S15	SCREW	CTS3+8JR	5
S16	SCREW	CTW3+10GR	2
S17	SCREW	CTB3+10JFB	2
S18	SCREW	CTB26+8GFZR	1

P.W.B. NAME	POS. NO.	VERS. COLOR	PART NO. (FOR EUR)	PART NO. (MZ)	PART NAME	DESCRIPTION	
	1	F N	nsp	00M28AW154020	KNOB	MASTER KNOB (GOLD)	HGK1A090ZA
	1	/K1G	nsp	00M28AW154020	KNOB	MASTER KNOB (GOLD)	HGK1A090ZA
	1	/N1B	00M28AW154010	00M28AW154010	KNOB	MASTER KNOB (BLACK)	HGK1A090YA
	1	/N1S	00M28AW154030	00M28AW154030	KNOB	MASTER KNOB (SILVER)	HGK1A090XA
	1	/U1B	nsp	00M28AW154010	KNOB	MASTER KNOB (BLACK)	HGK1A090YA
	2	F N	nsp	00M35CW248130	PANEL	FRONT AL PANEL (GOLD)	CKM1A159MC24
	2	/K1G	nsp	00M35CW248110	PANEL	FRONT AL PANEL (GOLD)	CKM1A159JC24
	2	/N1B	00M35CW248010	00M35CW248010	PANEL	FRONT AL PANEL (BLACK)	CKM1A159MC23
	2	/N1S	00M35CW248210	00M35CW248210	PANEL	FRONT AL PANEL (SILVER)	CKM1A159MC40
	2	/U1B	nsp	00M35CW248020	PANEL	FRONT AL PANEL (BLACK)	CKM1A159LC23
	3	F N	nsp	00M35CW162130	DOOR	DOOR AL FRONT SR7002 GOLD	CKM1A160RC24
	3	/K1G	nsp	00M35CW162110	DOOR	DOOR AL FRONT SR7002 GOLD	CKM1A160SC24
	3	/N1B	00M35CW162010	00M35CW162010	DOOR	DOOR AL FRONT SR7002 BLACK	CKM1A160TC23
	3	/N1S	00M35CW162210	00M35CW162210	DOOR	DOOR AL FRONT SR7002 SILVER	CKM1A160SC40
	3	/U1B	nsp	00M35CW162010	DOOR	DOOR AL FRONT SR7002 BLACK	CKM1A160TC23
	4		nsp	nsp	CONTACTOR	EARTH PLATE	CMC1A251
	5	F N	nsp	00M05CW271110	HOLDER	DOOR HOLDER GOLD	CKG2A046RFD4
	5	/K1G	nsp	00M05CW271110	HOLDER	DOOR HOLDER GOLD	CKG2A046RFD4
	5	/N1B	00M05CW271050	00M05CW271050	HOLDER	DOOR HOLDER BLACK	CKG2A046R4K92
	5	/N1S	00M05CW271210	00M05CW271210	HOLDER	DOOR HOLDER SILVER	CKG2A046R6G13
	5	/U1B	nsp	00M05CW271050	HOLDER	DOOR HOLDER BLACK	CKG2A046R4K92
	6		00M10BW112010	00M10BW112010	SHAFT	SHAFT BASE	CDF1A018
	7		00M10BW104010	00M10BW104010	RETAINER	BRACKET BASE	CMD1A542
	8	F N	nsp	00M35CW063130	ESCUTCHEON	FRONT COVER SR7002 GOLD	CGX1A358N
	8	/K1G	nsp	00M35CW063110	ESCUTCHEON	COVER FRONT PS7002 GOLD	CGX1A358P
	8	/N1B	00M35CW063010	00M35CW063010	ESCUTCHEON	COVER FRONT SR7002 BLACK	CGX1A358M
	8	/N1S	00M35CW063210	00M35CW063210	ESCUTCHEON	COVER FRONT SR7002 SILVER	CGX1A358L
	8	/U1B	nsp	00M35CW063010	ESCUTCHEON	COVER FRONT SR7002 BLACK	CGX1A358M
	9		nsp	nsp	BRACKET	BRACKET SIDE	CMD2A443
	10	F N	nsp	00M10BW270110	BUTTON	CURSOR BUTTON GLOD	CBT1A957RFZD4
	10	/K1G	nsp	00M10BW270110	BUTTON	CURSOR BUTTON GLOD	CBT1A957RFZD4
	10	/N1B	00M10BW270010	00M10BW270010	BUTTON	CURSOR BUTTON BLACK	CBT1A957ZK92
	10	/N1S	00M10BW270210	00M10BW270210	BUTTON	CURSOR BUTTON SILVER	CBT1A957R6ZG13
	10	/U1B	nsp	00M10BW270010	BUTTON	CURSOR BUTTON BLACK	CBT1A957ZK92
	11	F N	nsp	00M10BW270120	BUTTON	FUNCTION BUTTON GOLD	CBT1A958RFD4
	11	/K1G	nsp	00M10BW270120	BUTTON	FUNCTION BUTTON GOLD	CBT1A958RFD4
	11	/N1B	00M10BW270020	00M10BW270020	BUTTON	FUNCTION BUTTON BLACK	CBT1A958K92
	11	/N1S	00M10BW270220	00M10BW270220	BUTTON	FUNCTION BUTTON SILVER	CBT1A958R6G13
	11	/U1B	nsp	00M10BW270020	BUTTON	FUNCTION BUTTON BLACK	CBT1A958K92
	12		00M32CW107010	00M32CW107010	SHEET	CUSHION FOOT	CHG1A360
	13	F N	nsp	00M243W057010	LEG	LEG GOLD/BLACK	CKL2A042H11
	13	/K1G	nsp	00M243W057010	LEG	LEG GOLD/BLACK	CKL2A042H11
	13	/N1B	00M243W057010	00M243W057010	LEG	LEG GOLD/BLACK	CKL2A042H11
	13	/N1S	00M243W057210	00M243W057210	LEG	LEG FOR SILVER	CKL2A042H46
	13	/U1B	nsp	00M243W057010	LEG	LEG GOLD/BLACK	CKL2A042H11
	14		00M10BW305010	00M10BW305010	MAGNET	MAGNET BASE	CJC1A008
	15		00M05CW355050	00M05CW355050	LENS	INDICATOR VOL/SELECTOR	CGL1A249
	16		nsp	nsp	HOLDER	HOLDER INDICATOR VOL/SEL	CKG1A048R4K92
	17		00M03CW355010	00M03CW355010	LENS	HDMI INDICATOR	CGL1A245Z
	18	F N	nsp	nsp	PWB ASSY	VOLUME PWB ASSY	COP11869B
	18	/K1G	nsp	nsp	PWB ASSY	VOLUME PWB ASSY	COP11869B
	18	/N1B	nsp	nsp	PWB ASSY	VOLUME PWB ASSY	COP11869B
	18	/N1S	nsp	nsp	PWB ASSY	VOLUME PWB ASSY	COP11869D
	18	/U1B	nsp	nsp	PWB ASSY	VOLUME PWB ASSY	COP11869C
	19	F N	nsp	00M24AW251010	BADGE	NEW MZ BADGE	CGB1A117
	19	/K1G	nsp	00M24AW251010	BADGE	NEW MZ BADGE	CGB1A117
	19	/N1B	00M24AW251010	00M24AW251010	BADGE	NEW MZ BADGE	CGB1A117
	19	/N1S	00M24AW251020	00M24AW251020	BADGE	NEW MZ BADGE SILVER	CGB1A117G
	19	/U1B	nsp	00M24AW251010	BADGE	NEW MZ BADGE	CGB1A117
	20		00M10BW355010	00M10BW355010	LENS	INDICATOR POWER	CGL1A231
	21		nsp	nsp	TAPE	TAPE HEMELON	CHS1A032
	22		00M35CW158010	00M35CW158010	WINDOW	WINDOW FIP SR7002	CGU1A359X
	23		00M446T056010	00M446T056010	BUFFER	CUSHION DOOR	CHG1A296Y
	24	F N	nsp	00M05CW105120	CHASSIS	FRONT MOLD CHASSIS (GOLD)	CGW2A390RFD4
	24	/K1G	nsp	00M05CW105120	CHASSIS	FRONT MOLD CHASSIS (GOLD)	CGW2A390RFD4
	24	/N1B	00M05CW105020	00M05CW105020	CHASSIS	FRONT MOLD CHASSIS (BLACK)	CGW2A390R4K92
	24	/N1S	00M05CW105220	00M05CW105220	CHASSIS	FRONT MOLD CHASSIS (SILVER)	CGW2A390R6G13

NOTE : *nsp* PART IS LISTED FOR REFERENCE ONLY, MARANTZ WILL NOT SUPPLY THESE PARTS.

P.W.B. NAME	POS. NO.	VERS. COLOR	PART NO. (FOR EUR)	PART NO. (MZ)	PART NAME	DESCRIPTION	
	24	/U1B	nsp	00M05CW105020	CHASSIS	FRONT MOLD CHASSIS (BLACK)	CGW2A390R4K92
	25	F N	nsp	00M27AW270140	BUTTON	POWER SW BUTTON (GOLD)	CBC1A146RFD4
	25	/K1G	nsp	00M27AW270140	BUTTON	POWER SW BUTTON (GOLD)	CBC1A146RFD4
	25	/N1B	00M27AW270040	00M27AW270040	BUTTON	POWER SW BUTTON (BLACK)	CBC1A146K92
	25	/N1S	00M27AW270240	00M27AW270240	BUTTON	POWER SW BUTTON (SILVER)	CBC1A146R6G13
	26	F N	nsp	nsp	BRACKET	POWER SW BRACKET	CMD1A493
	26	/K1G	nsp	nsp	BRACKET	POWER SW BRACKET	CMD1A493
	26	/N1B	nsp	nsp	BRACKET	POWER SW BRACKET	CMD1A493
	26	/N1S	nsp	nsp	BRACKET	POWER SW BRACKET	CMD1A493
	27		00M391H130030	00M391H130030	DAMPER	DAMPER ASSY	KDG1A006Z
	28		nsp	nsp	PWB ASSY	PUSH S/W PWB ASSY	COP11869
	29		nsp	nsp	PWB ASSY	H/P PWB ASSY	COP11869
	30		00M10BW355020	00M10BW355020	LENS	INDICATOR THX	CGL1A232
	32	/U1B	nsp	00M27AW270030	BUTTON	POWER SW BUTTON TACT (BLACK)	CBT1A877K92
	33	F N	nsp	nsp	PWB ASSY	SELECTOR ENCODER PWB ASSY	COP11869B
	33	/K1G	nsp	nsp	PWB ASSY	SELECTOR ENCODER PWB ASSY	COP11869B
	33	/N1B	nsp	nsp	PWB ASSY	SELECTOR ENCODER PWB ASSY	COP11869B
	33	/N1S	nsp	nsp	PWB ASSY	SELECTOR ENCODER PWB ASSY	COP11869D
	33	/U1B	nsp	nsp	PWB ASSY	SELECTOR ENCODER PWB ASSY	COP11869C
	34	F N	nsp	nsp	PWB ASSY	FRONT PWB ASSY	COP11869B
	34	/K1G	nsp	nsp	PWB ASSY	FRONT PWB ASSY	COP11869B
	34	/N1B	nsp	nsp	PWB ASSY	FRONT PWB ASSY	COP11869B
	34	/N1S	nsp	nsp	PWB ASSY	FRONT PWB ASSY	COP11869D
	34	/U1B	nsp	nsp	PWB ASSY	FRONT PWB ASSY	COP11869C
	35		nsp	nsp	HEATSINK	HEAT SINK MAIN	CMY1A284Z
	36		nsp	nsp	BRACKET	BRACKET FOR POWER AMP PWB	CMD1A490
	37	F N	nsp	nsp	PWB ASSY	REGULATOR PWB ASSY	COP11876D
	37	/K1G	nsp	nsp	PWB ASSY	REGULATOR PWB ASSY	COP11876D
	37	/N1B	nsp	nsp	PWB ASSY	REGULATOR PWB ASSY	COP11876D
	37	/N1S	nsp	nsp	PWB ASSY	REGULATOR PWB ASSY	COP11876D
	37	/U1B	nsp	nsp	PWB ASSY	REGULATOR PWB ASSY	COP11876E
	38	F N	nsp	nsp	PWB ASSY	AMP PWB ASSY	COP12005B
	38	/K1G	nsp	nsp	PWB ASSY	AMP PWB ASSY	COP12005B
	38	/N1B	nsp	nsp	PWB ASSY	AMP PWB ASSY	COP12005B
	38	/N1S	nsp	nsp	PWB ASSY	AMP PWB ASSY	COP12005B
	38	/U1B	nsp	nsp	PWB ASSY	AMP PWB ASSY	COP12005C
	39		nsp	nsp	BRACKET	BRACKET PWB AG-D9320	CMD1A398
	40	F N	nsp	nsp	PWB ASSY	POWER PWB ASSY	COP11873E
	40	/K1G	nsp	nsp	PWB ASSY	POWER PWB ASSY	COP11873D
	40	/N1B	nsp	nsp	PWB ASSY	POWER PWB ASSY	COP11873D
	40	/N1S	nsp	nsp	PWB ASSY	POWER PWB ASSY	COP11873D
	40	/U1B	nsp	nsp	PWB ASSY	POWER PWB ASSY	COP11873E
	41	/U1B	nsp	nsp	PWB ASSY	XM PWB ASSY	COP12010C
	42	F N	nsp	nsp	PWB ASSY	SBLR SPEAKER PWB ASSY	COP11874T
	42	/K1G	nsp	nsp	PWB ASSY	SBLR SPEAKER PWB ASSY	COP11874F
	42	/N1B	nsp	nsp	PWB ASSY	SBLR SPEAKER PWB ASSY	COP11874D
	42	/N1S	nsp	nsp	PWB ASSY	SBLR SPEAKER PWB ASSY	COP11874D
	42	/U1B	nsp	nsp	PWB ASSY	SBLR SPEAKER PWB ASSY	COP11874E
	43	F N	nsp	nsp	PWB ASSY	RS-232 PWB ASSY	COP11874T
	43	/K1G	nsp	nsp	PWB ASSY	RS-232 PWB ASSY	COP11874F
	43	/N1B	nsp	nsp	PWB ASSY	RS-232 PWB ASSY	COP11874D
	43	/N1S	nsp	nsp	PWB ASSY	RS-232 PWB ASSY	COP11874D
	43	/U1B	nsp	nsp	PWB ASSY	RS-232 PWB ASSY	COP11874E
		44	00MYJ04002640	00MYJ04002640	INLET	! R-301(21) AC INLET	CJJ8A006ZW
	45	F N	nsp	nsp	PWB ASSY	STANDBY PWB ASSY	COP11874T
	45	/K1G	nsp	nsp	PWB ASSY	STANDBY PWB ASSY	COP11874F
	45	/N1B	nsp	nsp	PWB ASSY	STANDBY PWB ASSY	COP11874D
	45	/N1S	nsp	nsp	PWB ASSY	STANDBY PWB ASSY	COP11874D
	45	/U1B	nsp	nsp	PWB ASSY	STANDBY PWB ASSY	COP11874E
	46		nsp	nsp	CHASSIS	BOTTOM CHASSIS SR7002	CJA2A264
	47		nsp	nsp	HOLDER	HOLDER PWB	CHE170
	48		nsp	nsp	BRACKET	BRACKET MAIN TRANSF.	CMD1A581
	49		nsp	nsp	PWB ASSY	GUIDE PWB ASSY	COP11874
	50	F N	nsp	nsp	PWB ASSY	INPUT PWB ASSY	COP12006B
	50	/K1G	nsp	nsp	PWB ASSY	INPUT PWB ASSY	COP12006C
	50	/N1B	nsp	nsp	PWB ASSY	INPUT PWB ASSY	COP12006B
	50	/N1S	nsp	nsp	PWB ASSY	INPUT PWB ASSY	COP12006B

NOTE : "nsp" PART IS LISTED FOR REFERENCE ONLY, MARANTZ WILL NOT SUPPLY THESE PARTS.

P.W.B. NAME	POS. NO.	VERS. COLOR	PART NO. (FOR EUR)	PART NO. (MZ)	PART NAME	DESCRIPTION	
	50	/U1B	nsp	nsp	PWB ASSY	INPUT PWB ASSY	COP12006B
	51		00M10BW109010	00M10BW109010	SHIELD	BRACKET SHIELD	CMC1A252Z
	▲ 52	/F N	nsp	90M-TS003200R	TRANSF.	! TRANS MAIN POWER SR7002/F	CLT5W030ZJ
	▲ 52	/K1G	nsp	90M-TS003210R	TRANSF.	! TRANS MAIN POWER PS7002/K	CLT5W030ZH
	▲ 52	/N1B	90M-TS003220R	90M-TS003220R	TRANSF.	! TRANS MAIN POWER SR7002/N	CLT5W030ZE
	▲ 52	/N1S	90M-TS003220R	90M-TS003220R	TRANSF.	! TRANS MAIN POWER SR7002/N	CLT5W030ZE
	▲ 52	/U1B	nsp	90M-TS003230R	TRANSF.	! TRANS MAIN POWER SR7002/U	CLT5W030ZU
	53		nsp	nsp	BRACKET	BRACKET MULTI PWB	CMD1A582
	54	/F N	nsp	nsp	PWB ASSY	VIDEO PWB ASSY	COP11873E
	54	/K1G	nsp	nsp	PWB ASSY	VIDEO PWB ASSY	COP11873D
	54	/N1B	nsp	nsp	PWB ASSY	VIDEO PWB ASSY	COP11873D
	54	/N1S	nsp	nsp	PWB ASSY	VIDEO PWB ASSY	COP11873D
	54	/U1B	nsp	nsp	PWB ASSY	VIDEO PWB ASSY	COP11873E
	55	/F N	nsp	nsp	PWB ASSY	7.1CH PREOUT PWB ASSY	COP11874T
	55	/K1G	nsp	nsp	PWB ASSY	7.1CH PREOUT PWB ASSY	COP11874F
	55	/N1B	nsp	nsp	PWB ASSY	7.1CH PREOUT PWB ASSY	COP11874D
	55	/N1S	nsp	nsp	PWB ASSY	7.1CH PREOUT PWB ASSY	COP11874D
	55	/U1B	nsp	nsp	PWB ASSY	7.1CH PREOUT PWB ASSY	COP11874E
	56		90M-ZZ004790R	90M-ZZ004790R	PWB ASSY	HDMI PWB ASSY	COP11982B
	57	/F N	nsp	90M-ZZ004750R	PWB ASSY	SR7002/F DSP PWB ASSY	COP11989E
	57	/K1G	nsp	90M-ZZ004760R	PWB ASSY	SR7002/K DSP PWB ASSY	COP11989D
	57	/N1B	90M-ZZ004770R	90M-ZZ004770R	PWB ASSY	SR7002/N DSP PWB ASSY	COP11989B
	57	/N1S	90M-ZZ004770R	90M-ZZ004770R	PWB ASSY	SR7002/N DSP PWB ASSY	COP11989B
	57	/U1B	nsp	90M-ZZ004780R	PWB ASSY	SR7002/U DSP PWB ASSY	COP11989C
	58		nsp	nsp	PWB ASSY	COMPONENT PWB ASSY	COP11894D
	59	/F N	nsp	nsp	PWB ASSY	7.1CH INPUT PWB ASSY	COP11869B
	59	/K1G	nsp	nsp	PWB ASSY	7.1CH INPUT PWB ASSY	COP11869B
	59	/N1B	nsp	nsp	PWB ASSY	7.1CH INPUT PWB ASSY	COP11869B
	59	/N1S	nsp	nsp	PWB ASSY	7.1CH INPUT PWB ASSY	COP11869D
	59	/U1B	nsp	nsp	PWB ASSY	7.1CH INPUT PWB ASSY	COP11869C
	60	/F N	nsp	90M-AV000540R	TUNER	TUNER MODULE (JPN)	CNVMB015MA18L
	60	/N1B	90M-AV000400R	90M-AV000400R	TUNER	TUNER MODULE(EUR)	CNVMB114MA18L
	60	/N1S	90M-AV000400R	90M-AV000400R	TUNER	TUNER MODULE(EUR)	CNVMB114MA18L
	60	/U1B	nsp	90M-AV000570R	TUNER	MODULE TUNER USA	CNVMB014MA08LS
	61	/F N	nsp	nsp	PANEL	REAR PANEL SR7002 F	CKF24A306Z
	61	/K1G	nsp	nsp	PANEL	REAR PANEL PS7002 K	CKF2A334Z
	61	/N1B	nsp	nsp	PANEL	REAR PANEL SR7002 N	CKF21A306Z
	61	/N1S	nsp	nsp	PANEL	REAR PANEL SR7002 N	CKF21A306Z
	61	/U1B	nsp	nsp	PANEL	REAR PANEL SR7002 U	CKF22A306Z
	JW14		nsp	90M-YU002390R	FPC	21P 100MM FPC	CWC1B4A21A100B
	JW15		nsp	90M-YU002410R	FPC	17P 100MM FPC	CWC1C4A17B100B
	JW16		nsp	90M-YU002400R	FPC	21P 300MM FPC	CWC1B4A21A300A
	JW17		nsp	90M-YU002430R	FPC	15P 100MM FPC	CWC3B4A15A100A
	JW18		nsp	90M-YU003140R	FPC	15P 150MM FPC	CWC3B4A15A150B
	JW19		nsp	90M-YU003150R	FPC	11P 150MM FPC	CWC3B4A11A150B
	JW20	/U1B	nsp	90M-YU002460R	FPC	15P 150MM FPC	CWC3C4A15B150B
	JW21	/F N	nsp	nsp	CORD	WIRE ASSY	CWZSR7001CN88
	JW21	/K1G	nsp	nsp	CORD	WIRE ASSY	CWZSR7001CN88
	JW21	/N1B	nsp	nsp	CORD	WIRE ASSY	CWB4F232500UU
	JW21	/N1S	nsp	nsp	CORD	WIRE ASSY	CWB4F232500UU
	JW23		nsp	nsp	CORD	WIRE ASSY	CWZSR7001BN92A
	JW23(1)		90M-FC500030R	90M-FC500030R	FERRITE CORE	FERRITE RING 29X7.7X19	CLZ9W003Z
	JW23(2)		nsp	nsp	CORD	WIRE ASSY	CWZSR7001BN92
	JW24		nsp	90M-YU002380R	FPC	17P 80MM FPC	CWC1B4A17A080A
	JW25		nsp	90M-YU002420R	FPC	11P 130MM FPC	CWC3B4A11A130A
	JW26		nsp	90M-YU002440R	FPC	17P 170MM FPC	CWC3B4A17A170B
	JW27	/F N	nsp	90M-YU001880R	FPC	15P 200MM FPC	CWC1C4A15B200B
	JW27	/U1B	nsp	90M-YU001880R	FPC	15P 200MM FPC	CWC1C4A15B200B
	JW28	/N1B	nsp	90M-YU001890R	FPC	17P 200MM FPC	CWC1C4A17B200B
	JW28	/N1S	nsp	90M-YU001890R	FPC	17P 200MM FPC	CWC1C4A17B200B
	TH1		90M-HP000110R	90M-HP000110R	VARIATOR	POSISTOR ASSY	CRYSYPSX08850JD
	TH2		90M-HP000110R	90M-HP000110R	VARIATOR	POSISTOR ASSY	CRYSYPSX08850JD
			90M-FC500130R	90M-FC500130R	FERRITE CORE	FERRITE CORE	CLZ92071Z
			90M-FC500120R	90M-FC500120R	FERRITE CORE	FERRITE CORE	CLZ92070Z
			90M-FC500130R	90M-FC500130R	FERRITE CORE	FERRITE CORE	CLZ92071Z
			90M-FC500040R	90M-FC500040R	FERRITE CORE	FERRITE CORE(21.2X6.4X12.7) K5C T	CLZ92028Z
PACKING							

NOTE : *nsp* PART IS LISTED FOR REFERENCE ONLY, MARANTZ WILL NOT SUPPLY THESE PARTS.

P.W.B. NAME	POS. NO.	VERS. COLOR	PART NO. (FOR EUR)	PART NO. (MZ)	PART NAME	DESCRIPTION
		F N	nsp	00M35CW851110	USER GUIDE	USER GUIDE SR7002 F CQX1A1245Z
		/K1G	nsp	00M35CW851350	USER GUIDE	USER GUIDE PS7002 K CQX1A1246Z
		/N1B	00M35CW851310	00M35CW851310	USER GUIDE	USER GUIDE SR7002 N CQX1A1243Z
		/N1S	00M35CW851310	00M35CW851310	USER GUIDE	USER GUIDE SR7002 N CQX1A1243Z
		/U1B	nsp	00M35CW851250	USER GUIDE	USER GUIDE SR7002 U CQX1A1244Z
			00MZK06CW0010	00MZK06CW0010	UNIT KIT	REMOTE CONTROLLER RC8001SR CARTSR8001M
			00MZK36CW0020	00MZK36CW0020	UNIT KIT	REMOTE CONTROLLER RC101 CARTSR8002M
	▲	62 F N	90M-ZC000350R	90M-ZC000350R	MAINS CORD	! MAINS CORD 12A/125V CJA2J076Z
	▲	62 /K1G	90M-ZC000650R	90M-ZC000650R	MAINS CORD	# MAINS CORD FOR K CJA2N075Z
	▲	62 /N1B	90M-ZC000320R	90M-ZC000320R	MAINS CORD	! MAINS CORD 2WIRE 10A/250V CJA2B054Z
	▲	62 /N1S	90M-ZC000320R	90M-ZC000320R	MAINS CORD	! MAINS CORD 2WIRE 10A/250V CJA2B054Z
	▲	62 /U1B	90M-ZC000310R	90M-ZC000310R	MAINS CORD	! MAINS CORD UL 032508/12 CJA2A070Z
			90M-ZK000670R	90M-ZK000670R	UNIT KIT	MIC AUDYSSEY WITH FERRITE CORE CMICROSR8001A
NOT STANDARD SPARE PART						
		F N	nsp	00M35CW801010	PACKING CASE	PACKING CASE SR7002 CPG1A807Q
		/K1G	nsp	00M35CW801120	PACKING CASE	PACKING CASE PS7002 CPG1A807N
		/N1B	nsp	00M35CW801010	PACKING CASE	PACKING CASE SR7002 CPG1A807Q
		/N1S	nsp	00M35CW801010	PACKING CASE	PACKING CASE SR7002 CPG1A807Q
		/U1B	nsp	00M35CW801010	PACKING CASE	PACKING CASE SR7002 CPG1A807Q
		/N1B	nsp	00M35CW805010	MASS CARTON	SR7002 MASTER PKG CPG1A808W
		/N1S	nsp	00M35CW805010	MASS CARTON	SR7002 MASTER PKG CPG1A808W
			nsp	00M35CW809010	CUSHION	PAD SNOW L CPS2A744
			nsp	00M35CW809020	CUSHION	PAD SNOW R CPS2A745
	31	F N	nsp	00M05CW257110	LID	TOP COVER (GOLD) CKC1A170K118
	31	/K1G	nsp	00M05CW257110	LID	TOP COVER (GOLD) CKC1A170K118
	31	/N1B	nsp	00M05CW257010	LID	TOP COVER (BLACK) CKC1A170K117
	31	/N1S	nsp	00M05CW257210	LID	TOP COVER (SILVER) CKC1A170G14
	31	/U1B	nsp	00M05CW257010	LID	TOP COVER (BLACK) CKC1A170K117
			nsp	00M10BW067010	CAP	COVER FOR FRONT JACK CGR1A344
		F N	nsp	90M-ZA000240R	ANTENNA	AM LOOP ANT CSA1A020Z
		/N1B	nsp	90M-ZA000240R	ANTENNA	AM LOOP ANT CSA1A020Z
		/N1S	nsp	90M-ZA000240R	ANTENNA	AM LOOP ANT CSA1A020Z
		/U1B	nsp	90M-ZA000240R	ANTENNA	AM LOOP ANT CSA1A020Z
		F N	nsp	90M-ZA000210R	ANTENNA	ANT FM WIRE (PIGTAIL) CSA1A007
		/N1B	nsp	90M-ZA000210R	ANTENNA	ANT FM WIRE (PIGTAIL) CSA1A007
		/N1S	nsp	90M-ZA000210R	ANTENNA	ANT FM WIRE (PIGTAIL) CSA1A007
		/U1B	nsp	90M-ZA000290R	ANTENNA	FM 1 POL ANT(UL) CSA1A033Z

NOTE : "nsp" PART IS LISTED FOR REFERENCE ONLY, MARANTZ WILL NOT SUPPLY THESE PARTS.

13. MICROPROCESSOR AND IC DATA

IC17: HD64F2506

pin No	Port Name Mode7	Vcc	I/O Volt	I/O	Use	STBY	Name	V Device	Port Setup		Note	Level Shift
									Act.	Init		
1	PE5	P1	+5V	I/O	O	I	RS232C_SW	3.3V			RS232C Switch (Main CPU or HDMI CPU)	
2	PE6	P1	+5V	I/O	O	I	AFDATA	3.3-5.0V	-	L	Analog Switch Data (TC94A46FG/TC9274N)	
3	PE7	P1	+5V	I/O	O	I	AFCLK	3.3-5.0V	-	L	Analog Switch Clock (TC94A46FG/TC9274N)	
4	PD0	P1	+5V	I/O	O	I	CE_TCA	3.3-5.0V	H	L	Analog Switch (TC94A46FG/TC9274N)	
5	PD1	P1	+5V	I/O	O	I	_RSTDAC	5.0V	L	L	Reset for DAC (CS4382)	
6	PD2	P1	+5V	I/O	O	I	_CS_DAC	5.0V	L	H	DAC CHIP SELECTION (CS4382)	
7	PD3	P1	+5V	I/O	O	I	SWMUTE	3.3-5.0V	H	H	SUB W SPK MUTE	
8	PD4	P1	+5V	I/O	O	I	CNTMUTE	3.3-5.0V	H	H	CENTER SPK MUTE	
9	PD5	P1	+5V	I/O	O	I	SBMUTE	3.3-5.0V	H	H	SRR B SPK MUTE	
10	PD6	P1	+5V	I/O	O	I	SL/SRMUTE	3.3-5.0V	H	H	SL/SR SPK MUTE	
11	PD7	P1	+5V	I/O	O	I	L/RMUTE	3.3-5.0V	H	H	FRONT L/R SPK MUTE	
12	Vss	Vss		I	-	I	VSS	-	-	-	GND	
13	PC0	P1	+5V	I/O	O	I	KILLFLASH	5.0V	H	L	Kill Flasher OUT	
14	P1Vcc	P1Vcc		I	YES	I	VCC	-	-	-	+5V'	
15	PC1	P1	+5V	I/O	O	I	S2P_DATA	5.0V	-	L	4094 Data (74HC4094 x2pcs/CS4382)	
16	PC2	P1	+5V	I/O	O	I	S2P_CLK	5.0V	-	L	4094 Clock (74HC4094 x2pcs/CS4382)	



Seri2Para for Audio 74HC4094 x 2pcs (Vcc = 5.0V)

Port Name	Use	STBY	Name	V Device	PortSetup		Note	Level Shift
					Act.	Int		
Q1	O	I	MIC_ENABLE	3.3-5.0V	H	L	MIC Enable for MRAC (Relay)	
Q2	O	I	SPKC_CONT	5.0V	H	L	Speaker C Relay Control (Relay)	
Q3	O	I	_PUREDIRECT_LED	5.0V	L	H	PURE DIRECT LED On	
Q4	O	I	SBA_ON	3.3-5.0V	H	L	Surr-Back SPK A SELECT	
Q5	O	I	SBB_ON	3.3-5.0V	H	L	Surr-Back SPK B SELECT	
Q6	O	I	FLRA_ON	3.3-5.0V	H	L	SPK A SELECT	
Q7	O	I	FLRB_ON	3.3-5.0V	H	L	SPK B SELECT	
Q8	O	I	SURR_ON	3.3-5.0V	H	L	SURR/CNT SPK ON	
Q1	O	I	DIG_SEL_A	3.3V(-5.0V)	-	L	DIGITAL INPUT SEL-A FOR DIR (74HC151 or 74VHC153)	
Q2	O	I	DIG_SEL_B	3.3V(-5.0V)	-	L	DIGITAL INPUT SEL-B FOR DIR (74HC151 or 74VHC153)	
Q3	O	I	Multi_A Mono/Stereo	3.3-5.0V	H	L	Multi Room Out A Mono/Stereo SELECT Mono :H Stereo : L	
Q4	O	I	Multi_B Mono/Stereo	3.3-5.0V	H	L	Multi Room Out B Mono/Stereo SELECT Mono :H Stereo : L	
Q5	O	I	DFS	3.3V	H	L	ADC Mode Selection 0 (CS5361)	
Q6	O	I	_ATT	5.0V	L	H	Analog Audio (Lt/Rt) Input ATT	
Q7	O	I	_RSTADC	3.3V	L	H	ADC Reset (CS5361)	
Q8	O	I	D_A	3.3-5.0V	-	L	DIR or _ADC sel (Error Unsel) (74VHC08 to ERMUTE)	

pin No	Port Name Mode7	Vcc	I/O Volt	I/O	Use	STBY	Name	V Device	Port Setup		Note	Level Shift
									Act.	Init		
17	PC3	P1	+5V	I/O	O	I	S2P_STB	5.0V	-	H	4094 Strobe (74HC4094 x2pcs)	
18	PC4	P1	+5V	I/O	O	I	S2P__ENABLE	5.0V	-	L	4094 Output Enable (Disable 4094 before strobe.) (74HC4094 x2pcs)	
19	PC5	P1	+5V	I/O	O	I	MULTIMUTEA	3.3-5.0V	H	H	MULTI ROOM A MUTE	
20	PC6	P1	+5V	I/O	O	I	MULTIMUTEB	3.3-5.0V	H	H	MULTI ROOM B MUTE	
21	PC7	P1	+5V	I/O	O	O	KILLIR	5.0V	H	L	Kill to IR Input Signal	
22	PB0	P1	+5V	I/O	O	I	VOL_DATA	5.0V	-	L	Ele Volume IC Data (TC9482)	
23	PB1	P1	+5V	I/O	O	I	VOL_CLK	5.0V	-	L	Ele Volume IC Clock (TC9482)	
24	PB2	P1	+5V	I/O	I	I	_TU_SD	5.0V	L	H	Tuner Tuned (Tuner Pack)	
					O	I	_TU_RST	5.0V	L	H	HD Radio CPU Reset	
25	PB3	P1	+5V	I/O	I	I	TU_ST	5.0V	H		Tuner Stereo/_MONO (Tuner Pack)	
					O	I	_TU_WRITE	5.0V	L	H	HD Radio CPU Write Mode	

IC17 : HD64F2506

pin No	Port Name Mode7	Vcc	I/O Volt	I/O	Use	STBY	Name	V Device	Port Setup		Note	Level Shift
									Act.	Init		
26	PB4	P1	+5V	I/O	O	I	TU_MUTE	5.0V	H	H	Tuner MUTE (Tuner Pack)	
							TU_MUTE	5.0V	H	H	Tuner MUTE (HD Radio PCB)	
27	PB5	P1	+5V	I/O	O	I	_CE_TU	5.0V	L	L	Tuner PLL CE (Tuner Pack)	
							_CE_TU	5.0V	L	L	Tuner PLL CE (HD Radio CPU)	
28	PB6	P1	+5V	I/O	O	I	_HDMI_LED	5.0V	L	H	HDMI LED On	
29	PB7	P1	+5V	I/O	I	I	_P_AMP_FAIL	(3.3-) 5.0V	L	-	Power Amp DC Failure Dectection (Open Collector)	
30	PA0	P1	+5V	I/O	O	I	TUDOUT	5.0V	-	L	Tuner PLL Data Out (Tuner Pack)	
							TUDOUT	5.0V	-	L	Tuner PLL Data Out (HD Radio CPU)	
31	PA1	P1	+5V	I/O	O	I	TUCLK	5.0V	-	L	Tuner PLL Clock (Tuner Pack)	
							TUCLK	5.0V	-	L	Tuner PLL Clock (HD Radio CPU)	
32	PA2	P1	+5V	I/O	I	I	TUDIN	5.0V	-	L	Tuner PLL Data In (Tuner Pack)	
							TUDIN	5.0V	-	L	Tuner PLL Data In (HD Radio CPU)	
33	PA3	P1	+5V	I/O	I	I	RDS_DIN	5.0V	-	L	Tuner RDS Data In (Tuner Pack)	
							RDS_DIN	5.0V	-	L	Tuner RDS Data In (HD Radio CPU)	
34	PA4	P1	+5V	I/O	O	I	_RSTFL	5.0V	L	L	Front FL Driver Reset (NJU3430)	
35	PA5	P1	+5V	I/O	O	I	_CEFL	(3.3-) 5.0V	L	L	Front FL Driver Chip Select (NJU3430)	
36	PA6	P1	+5V	I/O	O	I	VOL_STB	5.0V	H	L	Ele Volume IC Strobe (TC9482)	
37	PA7	P1	+5V	I/O	O	I	CLK_SW_0	3.3 (-5.0)V	-	L	_DIR/HDMI Audio Clock Select, L:DIR, H: HDMI (74VHC157)	
38	PH7	P1	+5V	I/O	O	I	CLK_SW_1	3.3 (-5.0)V	-	L	HDMI MCLK ON, L:ON, H:OF (TC7SH125)	
39	PH6	P1	+5V	I/O	O	I	CLK_SW_2	3.3-5.0V	-	L	MCLK Select, L:DIR_MCLK, H: HDMI_MCLK (TC7WH157)	
40	PH5	P1	+5V	I/O	O	I	ILLUMINATION_ON_OFF	5.0V	L	H	FRONT ILLUMINATION ON/OFF	
41	PH4	P1	+5V	I/O	O	I	HEAT	3.3-5.0V	H	L	Power Amp±B AC_L Select	
42	PH3	P1	+5V	I/O	I	I	_HEAT_DET	(3.3-) 5.0V	H	-	Power Amp Heatsink Temp Detect	
43	PH2	P1	+5V	I/O	O	I	_STANDBY	(3.3-) 5.0V	L	L	Standby Power	
44	PH1	P1	+5V	I/O	I	I	_HP_DET	5.0V	L	H	HP Jack Detect	
45	PH0	P1	+5V	I/O	O	I	HP_ON	3.3-5.0V	H	L	HEAD PHONE ON	

↑ Seri2Para for Video 74HC4094 x 3pcs (Vcc = 5.0V)

Port Name	Use	STBY	Name	V	PortSetup		Note	Level Shift
				Device	Act.	Int		
Q1	O	I	MCP_MUTE	5.0V			Multi Component MUTE	
Q2	O	I	SE_VIDEO03	5.0V			CVBS Input Select 3 (VCR/DVD/TV/AUX) (NJM2595)	
Q3	O	I	SE_VIDEO02	5.0V			CVBS Input Select 2 (VCR/DVD/TV/AUX) (NJM2595)	
Q4	O	I	SE_VIDEO01	5.0V			CVBS Input Select 1 (VCR/DVD/TV/AUX) (NJM2595)	
Q5	O	I	OSD_CON05	5.0V				
Q6	O	I	SE_VIDEO06	5.0V			CVBS Multi Monitor Select (Through/OSD) (NJM2244)	
Q7	O	I	SE_VIDEO05	5.0V			CVBS Multi Monitor Select (Through/OSD) (NJM2244)	
Q8	O	I	SE_VIDEO04	5.0V			CVBS Input Select 4 (VCR/DVD/TV/AUX) (NJM2595)	
Q1	O	I	OSD_CON01	5.0V			CVBS & Y/C Monitor Select (Through/Converted) (NJM2244)	
Q2	O	I	OSD_CON02	5.0V			OSD Sync Input Select (MJM2535/NJM2285)	
Q3	O	I	OSD_CON03	5.0V			VIDEO DEC Input Select (MJM2285)	
Q4	O	I	MCP_SEL4	5.0V			Multi Component SEL4	
Q5	O	I	SEL_V02	5.0V			CVBS & Y/C Input Select 2 (VCR/DVD/TV/AUX) (NJM2595)	
Q6	O	I	SEL_V01	5.0V			CVBS & Y/C Input Select 1 (VCR/DVD/TV/AUX) (NJM2595)	
Q7	O	I	SEL_V03	5.0V			CVBS & Y/C Input Select 3 (VCR/DVD/TV/AUX) (NJM2595)	
Q8	O	I	SEL_V04	5.0V			CVBS & Y/C Input Select 4 (VCR/DVD/TV/AUX) (NJM2595)	
Q1	O	I	MCP_SEL1	5.0V			Multi Component SEL1	
Q2	O	I	Y/C_SEL	5.0V			Y/C Monitor Select (Through/Converted) (NJM2244)	
Q3	O	I	CVBS_SEL	5.0V			CVBS Monitor Select (Through/Converted) (NJM2244)	
Q4	O	I	OSD_SEL	5.0V			SYNC SCAN Select	
Q5	O	I	RST_DEC	5.0V			VIDEO DEC Reset	
Q6	O	I	RST_ENC	5.0V			VIDEO ENC Reset	
Q7	O	I	MCP_SEL2	5.0V			Multi Component SEL2	
Q8	O	I	MCP_SEL3	5.0V			Multi Component SEL3	

IC17 : HD64F2506

pin No	Port Name Mode7	Vcc	I/O Volt	I/O	Use	STBY	Name	V Device	Port Setup		Note	Level Shift
									Act.	Init		
46	PJ7	P1	+5V	I/O	SO	O	OSDDATA	5.0V	-	L	Front FL, Video (OSD), 4094 Data (NJM3430/LC74781/74HC4094 x3pcs)	
47	PJ6	P1	+5V	I/O	O	I	DC_OUT1	5.0V	L	H	DC Triger 1	
48	PJ5	P1	+5V	I/O	SC	I	OSDCLK	5.0V	-	L	Front FL, Video (OSD), 4094 Clock (NJM3430/LC74781/74HC4094 x3pcs)	
49	PJ4	P1	+5V	I/O	O	I	DC_OUT2	5.0V	L	H	DC Triger 2	
50	PJ3	P1	+5V	I/O	O	I	_CEDIR	3.3-5.0V	L	L	DIR Chip Enable (LC89057W)	
51	PJ2	P1	+5V	I/O	O	I	_DIR_RST	3.3-5.0V	L	L	DIR Reset (LC89057W)	
52	PJ1	P1	+5V	I/O	O	O	_STBY_LED	5.0V	L	H	Standby LED On	
53	PJ0	P1	+5V	I/O	O	I	_RSFL	(3.3-5.0V)	L	L	Front FL Driver Register Selection (NJU3430)	
54	Vss	Vss		I	-	I	VSS	-	-	-	GND	
55	P97/AN15/DA1	Avcc	+5V	I,I,O	I	I	MIC_DETECT	5.0V	L	H	MIC Jack Detection for MRAC	
56	P96/AN14/DA0	Avcc	+5V	I,I,O	I	I	SPKC_SW	(3.3-5.0V)	L	-	Speaker C Switch (Slide SW)	
57	P95/AN13	Avcc	+5V	I,I	I	I	DEC_INT	3.3V	-	-	VIDEO DEC Interrupt (ADV7401)	○
58	P94/AN12	Avcc	+5V	I,I	I	I	SEL-	(3.3-5.0V)	L	H	Front Select Knob Encoder -	
59	P93/AN11	Avcc	+5V	I,I	I	I	SEL+	(3.3-5.0V)	L	H	Front Select Knob Encoder +	
60	P92/AN10	Avcc	+5V	I,I	I	I	VOL-	(3.3-5.0V)	L	H	Front Vol. Knob Encoder -	
61	P91/AN9	Avcc	+5V	I,I	I	I	VOL+	(3.3-5.0V)	L	H	Front Vol. Knob Encoder +	
62	P90/AN8	Avcc	+5V	I,I	I	I	_OVFL	3.3-5.0V	-	-	ADC Overflow for Peak Indicator (CS5361)	
63	P47/AN7	Avcc	+5V	I,I	I	I	TV_AUTO	5.0V	-	-	TV Video Detect	
64	P46/AN6	Avcc	+5V	I,I	AD	AD	MODE2	-	-	-	CPU mode 2	
65	P45/AN5	Avcc	+5V	I,I	AD	AD	MODE1	-	-	-	CPU mode 1	
66	P44/AN4	Avcc	+5V	I,I	AD	AD	P_LINE_FAIL	-	-	-	Emergency Protection	
67	AVss	Avss		I	-	I	AVSS	-	-	-	GND	
68	P43/AN3	Avcc	+5V	I,I	AD	AD	_5V_DOWN	-	-	-	Detect 5V	
69	P42/AN2	Avcc	+5V	I,I	AD	AD	KEY2	-	-	-	Front Button Key 2	
70	P41/AN1	Avcc	+5V	I,I	AD	AD	KEY1	-	-	-	Front Button Key 1	
71	P40/AN0	Avcc	+5V	I,I	AD	AD	KEY0	-	-	-	Front Button Key 0	
72	Vref	Vref		I	YES	I	VCC	-	-	-	+5V'	
73	AVcc	Avcc		I	YES	I	AVCC	-	-	-	+5V'	
74	P50/TxD2	P1	+5V	I/O,O	O	I	DIR_OUT	3.3-5.0V	-	-	Serial Data for DIR (LC89057W)	
75	P51/RxD2	P1	+5V	I/O,I	I	I	DIR_IN	3.3V	-	-	Serial Data from DIR (LC89057W)	○
76	P52/SCK2	P1	+5V	I/O,O	O	I	DIR_CLK	3.3-5.0V	-	-	Serial Clock Out for DIR (LC89057W)	
77	PF0/~IRQ2	P1	+5V	I/O,I	INT	I	_P_DOWN	5.0V	L	-	Power Down Detect	
78	PF1/BUZZ	P1	+5V	I/O,O	O	I	CP_SEL1	(3.3-5.0V)			Component Video Input Select 1 (NJM2584) 1/3	
79	PF2	P1	+5V	I/O	O	I	CP_SEL2	(3.3-5.0V)			Component Video Input Select 2 (NJM2584) 2/3	
80	PF3/~ADTRG/~IRQ3	P1	+5V	I/O,I,I	INT	I	RDS_CLK	5.0V	-	-	Tuner RDS Clock (Tuner Pack)	
					I	I	RDS_CLK	5.0V	-	-	Tuner RDS Clock (HD Radio CPU)	
81	PF4	P1	+5V	I/O	O	I	CP_SEL3	(3.3-5.0V)			Component Video Input Select 3 (NJM2584) 3/3	
82	PF5	P1	+5V	I/O	O	I	V_CONV_SEL	(3.3-5.0V)			Component Video Monitor Select (NJM2586)	
83	PF6	P1	+5V	I/O	O	I	COMP_MUTE	(3.3-5.0V)			Component Video Monitor Mute (NJM2586)	
84	P1Vcc	P1Vcc		I	YES	I	VCC	-	-	-	+5V'	
85	PF7/	P1	+5V	I/O,O	O	I	XPORT_SW	3.3V			Switch of RS232C or X_PORT	○
86	Vss	Vss		I	-	I	VSS	-	-	-	GND	
87	TEST	Vcc		I	NO	I	TEST	-	-	-	GND	
88	VCL	VCL		I	-	I	VCL	-	-	-	GND (0.47uF)	
89	OSC2	-		I	NO	I	NC	-	-	-	OPEN	
90	OSC1	-		I	NO	I	VSS	-	-	-	GND	

IC17 : HD64F2506

pin No	Port Name Mode7	Vcc	I/O Volt	I/O	Use	STBY	Name	V Device	Port Setup		Note	Level Shift
									Act.	Init		
91	NMI	Vcc		I	NO	I	NMI	-	H	H	Fix : H	
92	MD2	Vcc		I	YES	I	MD2	5.0V	H	H	Operation : H, Boot : L	
93	XTAL	-		I	YES	I	XTAL	-	-	-	X'tal (20MHz)	
94	Vss	Vss		I	NO	I	VSS	-	-	-	GND	
95	EXTAL	Vcc		I	YES	I	EXTAL	-	-	-	X'tal (20MHz)	
96	Vcc	Vcc		I	YES	I	VCC	-	-	-	+5V'	
97	MD0	Vcc		I	YES	I	MD0	-	H	H	Fix H	
98	MD1	Vcc		I	YES	I	MD1	-	H	H	Fix H	
99	~STBY	Vcc		I	NO	I	_STBY	-	L	H	Fix H	
100	~RES	Vcc		I	YES	I	_RES	-	L	H	RESET	
101	P20/ TIOCA3	P2	+3.3V	I/O,O	O	I	CPU_NMI	3.3V			HDMI CPU WRITE MODE (H8/36087)	
102	P21/ TIOCB3	P2	+3.3V	I/O,I/ O	T_IN	I	IR_RECEIVER_IN	5.0V	-	-	RFC	○
103	P22/ TIOCC3	P2	+3.3V	I/O,I/ O	I	I	SPIO_ENA	3.3V	L	H	Communication Enable from TI DSP (DA708)	
104	P23/ TIOCD3	P2	+3.3V	I/O,I/ O	O	I	_TI_RST	3.3V	L	H	Reset for TI DSP (DA708)	
105	P24/ TIOCA4	P2	+3.3V	I/O,I/ O	O	I	_SPIO_SCS	3.3V	L	H	Chip Select for TI DSP (DA708)	
106	P25/ TIOCB4	P2	+3.3V	I/O,I/ O	I	I	XSTATE	3.3V	L	H	DIR CKST (LC89057W)	
107	P26/ TIOCA5	P2	+3.3V	I/O,I/ O	T_OUT	I	M_RC_OUT	5.0V	-	L	RC BUS MULT OUT	○
108	P27/ TIOCB5	P2	+3.3V	I/O,I/ O	T_IN	O	M_RC_IN	5.0V	L	H	Multi RC5 In Detect Signal	○
109	P17/ TIOCB2/ TCLKD	P2	+3.3V	I/O,I/ O,I/O	I	I	_P_CUR_FAIL	3.3V	L	H	Power Amp Current Failure Detection	
110	P16/ TIOCA2/ ~IRQ1	P2	+3.3V	I/O,I/ O,I	INT	INT	WAKEUP	5.0V		-	Standby Mode Release	○
111	P15/ TIOCB1/ TCLKC	P2	+3.3V	I/O,I/ O,I/O	T_IN	I	VSYNC	5.0V		-	V-sync Det. & Change OSD (LC74781)	○
112	P14/ TIOCA1/ ~IRQ0	P2	+3.3V	I/O,I/ O,I	INT	I	RERR	3.3V	H	-	DIR Error (LC89057W)	
113	P13/ TIOCD0/ TCLKB	P2	+3.3V	I/O,I/ O,I/O	T_OUT	O	RC_OUT	5.0V	-	H	RC BUS OUT	○
114	P12/ TIOCC0/ TCLKA	P2	+3.3V	I/O,I/ O,I/O	O	I/O	V_SDA	3.3V	-	H	I2C Data for VIDEO DEC/ENC (ADV7401/ ADV7320/CD0040AF)	
115	P11/ TIOCB0	P2	+3.3V	I/O, I/O	O	O	V_SCL	3.3V	-	H	I2C Clock for VIDEO DEC/ENC (ADV7401/ADV7320/CD0040AF)	
116	P10/ TIOCA0	P2	+3.3V	I/O, I/O	T_IN	I	RC_IN	5.0V	↑ ↓	-	IR In for RC-5	○
117	Vss	Vss		I	YES	I	VSS	-	-	-	GND	
118	P2Vcc	P2Vcc		I	YES	I	VCC	-	-	-	+3.3V'	
119	P37/TxD4	P2	+3.3V	I/O,O	SO	O	XM_RXD	3.3V	-	H	UART for XM Module	
120	P36/RxD4	P2	+3.3V	I/O,I	SI	I	XM_TXD	3.3V	-	H	UART for XM Module	
121	P35/SCK1/ SCK4/ SCL0/ ~IRQ5	P2	+3.3V	I/O,I/ O,I/ O,I	SC	I	CPU_SCL	3.3V	-	H	HDMI CPU I/F (H8/36087)	
122	P34/RxD1/ SDA0	P2	+3.3V	I/O,I, I/O	SIO	I	CPU_SDA	3.3V	-	H	HDMI CPU I/F (H8/36087)	
123	P33/TxD1/ SCL1	P2	+3.3V	I/O,O, I/O	O	I	CPU_RST	3.3V	L	H	HDMI CPU Reset (H8/36087)	
124	P32/SCK0/ SDA1/ ~IRQ4	P2	+3.3V	I/O,I/ O,I/ O,I	INT	I	HDMI_MUTE	3.3V	-	L	HDMI MUTE (SiI9033)	

IC17 : HD64F2506

pin No	Port Name Mode7	Vcc	I/O Volt	I/O	Use	STBY	Name	V Device	Port Setup		Note	Level Shift
									Act.	Init		
125	P31/RxD0	P2	+3.3V	I/O,I	SI	I	RXD	3.3V	-	H	*UART for RS232C, Flash WR Pull UP RESET : "H"	
126	P30/TxD0	P2	+3.3V	I/O,O	SC	I	TXD	3.3V	-	H	UART for RS232C, Flash WR Pull UP	
127	P77/TxD3	P2	+3.3V	I/O,O	SO	I	SPIO_SIMO	3.3V	-	H	Serial Data Out for TI DSP (DA708)	
128	P76/RxD3	P2	+3.3V	I/O,I	SI	I	SPIO_SOMI	3.3V	-	L	Serial Data In from TI DSP (DA708)	
129	P75/ TMO3/ SCK3	P2	+3.3V	I/O,I/ O,I/O	SC	I	SPIO_CLK	3.3V	-	L	Serial Clock Out for TI DSP (DA708)	
130	P74/ TMO2/ ~MRES	P2	+3.3V	I/O,O	O	O	IICCLK	3.3V	-	L	I2C Clock for E2PROM (AT24C128)	
131	P73/TMO1	P2	+3.3V	I/O,O	I/O	I/O	IICDATA	3.3V	-	L	I2C Data for E2PROM (AT24C128)	
132	P72/TMO0	P2	+3.3V	I/O,O	O	I	XM_CMD	3.3V	H	L	DTIC mode select (XM Module)	
133	P71/ TMRI23/ TMC123	P2	+3.3V	I/O, O,O	O	I	XM_RST	3.3V	L	L	Reset for XM DTIC (XM Module)	
134	P70/ TMRI01/ TMC101	P2	+3.3V	I/O, O,O	O	I	_XM_DAC_RST	3.3V	L	L	DAC Reset for XM_Module (CS4392)	
135	PG4	P1	+5V	I/O	O	I	XM_MUTE	5.0V	H	H	Mute On for XM Module	
136	PG3	P1	+5V	I/O	NO	I	N.C	-	-	L	OPEN	
137	PG2	P1	+5V	I/O	NO	I	N.C	-	-	L	OPEN	
138	PG1/ ~IRQ7	P1	+5V	I/O,I	INT	I	_AMUTE0	3.3V	L	H	MUTE Control from TI DSP (DA708)	○
139	PG0/ ~IRQ6	P1	+5V	I/O,I	INT	I	XM_IRQ	3.3V	L	H	XM error detect (XM Module)	○
140	PE0	P1	+5V	I/O	O		XM_ON	5.0V	H	L	Control Power to XM/DT Bus (XM Module)	
141	PE1	P1	+5V	I/O	O	I	_CEEX	5.0V	L	H	Serial to Parallel Expander for Video Strobe (74HC4094 x3pcs)	
142	PE2	P1	+5V	I/O	O	I	Y_OSD	5.0V	H	L	Y/C_OSD_IC_BYPASS (NJM2595)	
143	PE3	P1	+5V	I/O	O	I	CVBS_OSD	5.0V	H	L	CVBS_OSD_IC_BYPASS (NJM2595)	
144	PE4	P1	+5V	I/O	O	I	_CEOSD	5.0V	L	H	Video Circuit (LC74781)	

IC81 : HD64F36049HV

pin	port	I/O	use	STBY	Name	Port Setting		Note
						Act.	init	
1	PB6/AN6	I	I	-	SW0	-	-	to GND or Pull up selectable
2	PB7/AN7	I	I	-	SW1	-	-	to GND or Pull up selectable
3	Avcc	I	AVcc	-	-	-	-	A/D ref. V = +5V
4	X2	O	-	-	-	-	-	N.C
5	X1	I	-	-	-	-	-	N.C
6	Vcl	I	Vcl	-	-	-	-	
7	_RESET	I	_RES	-	_RST_HDMI_CPU	L	-	also use for JTAG
8	TEST	I	TEST	-	-	-	-	to Vss
9	Vss	I	Vss	-	-	-	-	To GND
10	OSC2	O	OSC2	-	20MHz	-	-	20MHz OSC
11	OSC1	I	OSC1	-	20MHz	-	-	20MHz OSC
12	Vcc	I	Vcc	-	-	-	-	+5V
13	_MNI	I	MNI	-	_MNI_HDMI_CPU	-	-	also use for JTAG
14	P87	I/O	-	-	JTAG	-	-	use for JTAG (Pull up)
15	P86	I/O	-	-	JTAG	-	-	use for JTAG (Pull up)
16	P85	I/O	-	-	JTAG	-	-	use for JTAG (Pull up)
17	P37	I/O	O	-	DEBUG_O7	-	L	to Virtual Connector Land
18	P36	I/O	O	-	DEBUG_O6	-	L	to Virtual Connector Land
19	P35	I/O	O	-	DEBUG_O5	-	L	to Virtual Connector Land
20	P34	I/O	O	-	DEBUG_O4	-	L	to Virtual Connector Land
21	P33	I/O	O	-	DEBUG_O3	-	L	to Virtual Connector Land
22	P32	I/O	O	-	DEBUG_O2	-	L	to Virtual Connector Land
23	P31	I/O	O	-	DEBUG_O1	-	L	to Virtual Connector Land
24	P30	I/O	O	-	DEBUG_O0	-	L	to Virtual Connector Land
25	P14/_IRQ0	I/O	I	-	INT_RX	L	-	HDMI Rx device Int.
26	P15/_IRQ1	I/O	I	-	INT_TX1	L	-	HDMI Tx device1 Int.
27	P16/_IRQ2	I/O	I	-	INT_TX2	L	-	HDMI Tx device2 Int.
28	P17/_IRQ3	I/O	I	-	_SCDT	L	-	SCDT
29	P57/SCL	I/O	SCL	-	CPU_SCL	L	H	Commnunication to Main CPU
30	P56/SDA	I/O	SDA	-	CPU_SDA	-	H	Commnunication to Main CPU
31	P55/_WKP5	I/O	O	-	SW_AUDIO_EN			AUDIO Enable/Through switch
32	P54/_WKP4	I/O	O	-	WP_CH4	L	H	Write Enable E2PROM4
33	P53/_WKP3	I/O	O	-	_RST_SW	L	H	HDMI Switch device Reset
34	P52/_WKP2	I/O	O	-	_RST_RX	L	H	HDMI Rx device Reset
35	P51/_WKP1	I/O	O	-	_RST_TX2	L	H	HDMI Tx device2 Reset
36	P50/_WKP0	I/O	O	-	_RST_TX1	L	H	HDMI Tx device1 Reset
37	P24	I/O	O	-	HDMI_SCL	L	H	I2C Line for HDMI Control
38	P23	I/O	I/O	-	HDMI_SDA	L	H	I2C Line for HDMI Control
39	P22/TXD	I/O	TXD	-	AUX_TxD	L	H	RS232C TxD for Host I/F
40	P21/RXD	I/O	RXD	-	AUX_RxD	L	H	RS232C RxD for Host I/F
41	P20/SCK3	I/O	O	-		-	L	N.C
42	P60/FTIOA0	I/O	O	-	SW_VIDEO1	L	H	Select Video Decoder
43	P61/FTIOB0	I/O	O	-	SW_VIDEO2	L	H	Select I/P Converter
44	P62/FTIOC0	I/O	FTIOC	-	CEC_IN	L	-	CEC input
45	P63/FTIOD0	I/O	FTIOD	-	CEC_OUT	L	H	CEC output
46	P64/FTIOA1	I/O	O	-	SW_5V1	H	L	+5V output for SINK1
47	P65/FTIOB1	I/O	O	-	SW_5V2	H	L	+5V output for SINK2
48	P66/FTIOC1	I/O	O	-	HPD_CH123	H	L	HPD Output for SRC1,2,3
49	P67/FTIOD1	I/O	O	-	HPD_CH4	H	L	HPD Output for SRC4
50	Vss	I	Vss	-	-	-	-	To GND
51	P80/FTCI	I/O	I	-	-	-	-	To GND
52	P81/FTIOA	I/O	I	-	-	-	-	To GND
53	P82/FTIOB	I/O	I	-	-	-	-	To GND
54	P83/FTIOC	I/O	I	-	-	-	-	To GND
55	P84/FTIOD	I/O	I	-	-	-	-	To GND
56	P10/TMOW	I/O	O	-	(reserved)	-	L	N.C
57	P11/PWM	I/O	O	-	(reserved)	-	L	N.C
58	P12	I/O	O	-	(reserved)	-	L	N.C

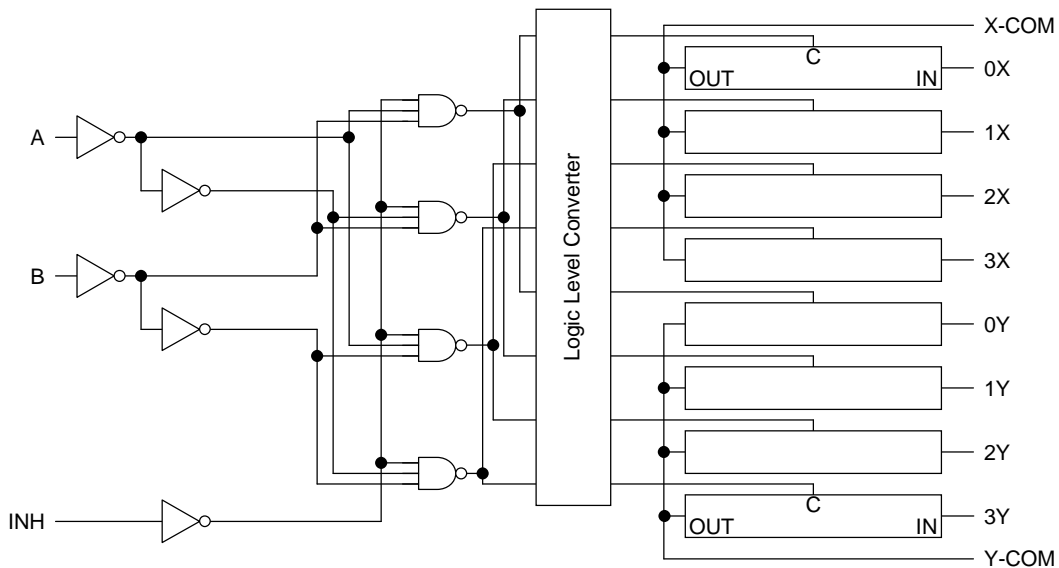
IC81 : HD64F36049HV

pin	port	I/O	use	STBY	Name	Port Setting		Note
						Act.	init	
59	P90/ SCK3_3	I/O	O	-	DEBUG_X0	-	L	N.C to Virtual Connector Land
60	P91/RXD_3	I/O	O	-	DEBUG_X1/RxD1	-	H	N.C to Virtual Connector Land
61	P92/TXD_3	I/O	O	-	DEBUG_X2/TxD1	-	H	N.C to Virtual Connector Land
62	P93	I/O	O	-	DEBUG_X3	-	L	N.C to Virtual Connector Land
63	P94	I/O	O	-	DEBUG_X4	-	L	N.C to Virtual Connector Land
64	P95	I/O	O	-	DEBUG_X5	-	L	N.C to Virtual Connector Land
65	P96	I/O	O	-	DEBUG_X6	-	L	N.C to Virtual Connector Land
66	P97	I/O	O	-	DEBUG_X7	-	L	N.C to Virtual Connector Land
67	P70/ SCK3_2	I/O	I	-	INT_SW		-	SiI9185 Int pin
68	P71/RXD_2	I/O	RXD	-	DEBUG_RxD0	L	H	RS232C RxD for Debug
69	P72/TXD_2	I/O	TXD	-	DEBUG_TxD0	L	H	RS232C TxD for Debug
70	P74/TMRIV	I/O	I	-	-	-	-	To GND
71	P75/TMCIV	I/O	I	-	-	-	-	To GND
72	P76/TMOV	I/O	I	-	-	-	-	To GND
73	P77	I/O	I	-	-	-	-	To GND
74	AVss	I	AVss	-	-	-	-	GND
75	PB0/AN0	I	I	-	I_5V_CH1	-	-	5V Input of SOURCE1
76	PB1/AN1	I	I	-	I_5V_CH2	-	-	5V Input of SOURCE2
77	PB2/AN2	I	I	-	I_5V_CH3	-	-	5V Input of SOURCE3
78	PB3/AN3	I	I	-	I_5V_CH4	-	-	5V Input of SOURCE4
79	PB4/AN4	I	I	-	I_HPDC_H1	-	-	HPD Input of SINK1
80	PB5/AN5	I	I	-	I_HPDC_H2	-	-	HDP Input of SINK2

IC91 : R5F21246SNFP [HD RADIO CPU] (SR8002 /U only)

PIN No	PORT NAME	I/O	USE	STBY	NAME	Port Setup		Note
						Act.	Init	
1	NC	NC	-	-	NC	-	-	
2	P35/SCL/SSCK	I/O	O	-	RDS CLK	-	H	Interface to Main CPU (80pin / RDS CLK)
3	P33/SSI	I/O	I	-	No Use	-	L	
4	P34/SDA/SCS	I/O	O	-	No Use	-	L	
5	MODE	I	I	-	MODE	L	H	Interface to Main CPU (25pin / Write mode)
6	P43/XCIN	I/O	I	-	No Use	-	L	
7	P44/XCOUT	I/O	O	-	No Use	-	L	
8	RESET	I	I	-	RESET	L	H	Interface to Main CPU (24pin / Reset)
9	XOUT/P47	I/O	O	-	XOUT	-	-	16MHz X'tal
10	VSS/AVSS	I	-	-	VSS	-	L	GND
11	P46/XIN	I	I	-	XIN	-	-	16MHz X'tal
12	VCC/AVCC	I	I	-	VCC	-	H	+5V
13	P27/YRDIOD1	I/O	I	-	No Use	-	L	
14	P26/TRDIOC1	I/O	I	-	No Use	-	L	
15	P25/TRDIQB1	I/O	I	-	No Use	-	L	
16	P24/TRDIOA1	I/O	I	-	No Use	-	L	
17	P23/TRDIOD0	I/O	I	-	No Use	-	L	
18	P22/TRDIQC0	I/O	I	-	No Use	-	L	
19	P21/TRDIOB0	I/O	I	-	No Use	-	L	
20	P20/TRDIOA0	I/O	I	-	No Use	-	L	
21	P17/TRAIO/INT1	I/O	I	-	CE	L	L	Interface to Main CPU (27pin / CE)
22	P16/CLK0	I/O	O	-	No Use	-	L	Reserve
23	P15/RXD0	I/O	I	-	HDRM-TX	-	H	HD Radio Module TX
24	P14/TXD0	I/O	O	-	HDRM-RX	-	H	HD Radio Module RX
25	P13/KI3/AN11	I/O	O	-	HDRM-RESET	L	H	HD Radio Module Reset
26	NC	NC	-	-	NC	-	-	
27	P45/INT0	I/O	O	-	No Use	-	L	Reserve
28	P66/INT2/TXD1	I/O	O	-	DI	-	L	Interface to Main CPU (32pin / DI)
29	P67/INT3/RXD1	I/O	I	-	DO	-	L	Interface to Main CPU (33pin / DO)
30	P12/KI2/AN10	I/O	O	-	Test Port	-	H	For software development
31	P11/KI1	I/O	O	-	Test Port	-	H	For software development
32	P10/KI0/AN8	I/O	O	-	Test Port	-	H	For software development
33	P31/TRBO	I/O	O	-	Test Port	-	H	For software development
34	P30/TRAO	I/O	O	-	Test Port	-	H	For software development
35	P65/CLK1	I/O	I	-	CLK	-	L	Interface to Main CPU (31pin / CLK)
36	P64	I/O	I	-	No Use	-	L	
37	P63	I/O	O	-	Test Port	-	H	For software development
38	P07/AN0	I/O	I	-	No Use	-	L	
39	NC	NC	-	-	NC	-	-	
40	NC	NC	-	-	NC	-	-	
41	P06/AN1	I/O	I	-	No Use	-	L	
42	P05/AN2	I/O	I	-	No Use	-	L	
43	P04/AN3	I/O	I	-	No Use	-	L	
44	P42/VREF	I	I	-	VREF	-	H	+5V
45	P60/TREO	I/O	I	-	No Use	-	L	
46	P62	I/O	I	-	No Use	-	L	
47	P61	I/O	I	-	No Use	-	L	
48	P03/AN4	I/O	I	-	No Use	-	L	
49	P02/AN5	I/O	I	-	No Use	-	L	
50	P01/AN6	I/O	I	-	No Use	-	L	
51	P00/AN7	I/O	I	-	No Use	-	L	
52	P37/SSO	I/O	O	-	RDS DATA	-	H	Interface to Main CPU (33pin / RDS Data)

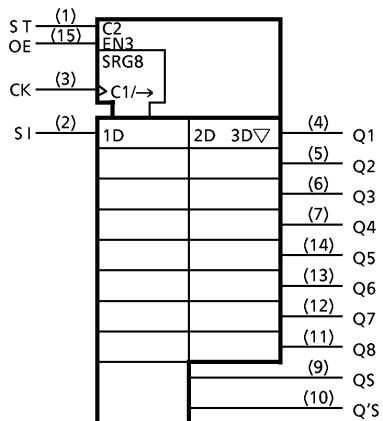
IC13 : TC7MZ4052FK
 IC19 : TC74HC4052AFT



Control Inputs				"ON" Channel		
Inhibit	C*	B	A	MZ4051FK	MZ4052FK	MZ4053FK
L	L	L	L	0	0X, 0Y	0X, 0Y, 0Z
L	L	L	H	1	1X, 1Y	1X, 0Y, 0Z
L	L	H	L	2	2X, 2Y	0X, 1Y, 0Z
L	L	H	H	3	3X, 3Y	1X, 1Y, 0Z
L	H	L	L	4	—	0X, 0Y, 1Z
L	H	L	H	5	—	1X, 0Y, 1Z
L	H	H	L	6	—	0X, 1Y, 1Z
L	H	H	H	7	—	1X, 1Y, 1Z
H	X	X	X	None	None	None

X: Don't care, *: Except MZ4052FK

IC20 : TC74HC4094AP
 IC21 : TC74HC4094AP
 IC79 : TC74HC4094AP
 IC80 : TC74HC4094AP
 IC83 : TC74HC4094AP



CK	OE	ST	SI	PARA. OUT		SERI. OUT	
				Q1	Qn	Qs	Q's
	H	H	L	L	Qn - 1	Q7	NC
	H	H	H	H	Qn - 1	Q7	NC
	H	L	*	NC	NC	Q7	NC
	L	*	*	Z	Z	Q7	NC
	H	*	*	NC	NC	NC	Qs
	L	*	*	Z	Z	NC	Qs

X : DON'T CARE
 NC : NO CHANGE
 Z : HIGH IMPEDANCE

IC20 : TC74HC4094AP
IC21 : TC74HC4094AP
IC79 : TC74HC4094AP
IC80 : TC74HC4094AP
IC83 : TC74HC4094AP

IC20

Port Name	Use	STBY	Name	V		PortSetup		Note
				Device		Act.	Int	
Q1	O	I	MIC_ENABLE	3.3-5.0V		H	L	MIC Enable for MRAC (Relay)
Q2	O	I	SPKC_CONT	5.0V		H	L	Speaker C Relay Control (Relay)
Q3	O	I	_PUREDIRECT_LED	5.0V		L	H	PURE DIRECT LED On
Q4	O	I	SBA_ON	3.3-5.0V		H	L	Surr-Back SPK A SELECT
Q5	O	I	SBB_ON	3.3-5.0V		H	L	Surr-Back SPK B SELECT
Q6	O	I	FLRA_ON	3.3-5.0V		H	L	SPK A SELECT
Q7	O	I	FLRB_ON	3.3-5.0V		H	L	SPK B SELECT
Q8	O	I	SURR_ON	3.3-5.0V		H	L	SURR/CNT SPK ON

IC21

Port Name	Use	STBY	Name	V		PortSetup		Note
				Device		Act.	Int	
Q1	O	I	DIG_SEL_A	3.3V(-5.0V)		-	L	DIGITAL INPUT SEL-A FOR DIR (74HC151 or 74VHC153)
Q2	O	I	DIG_SEL_B	3.3V(-5.0V)		-	L	DIGITAL INPUT SEL-B FOR DIR (74HC151 or 74VHC153)
Q3	O	I	Multi_A Mono/Stereo	3.3-5.0V		H	L	Multi Room Out A Mono/Stereo SELECT Mono :H Stereo : L
Q4	O	I	Multi_B Mono/Stereo	3.3-5.0V		H	L	Multi Room Out B Mono/Stereo SELECT Mono :H Stereo : L
Q5	O	I	DFS	3.3V		H	L	ADC Mode Selection 0 (CS5361)
Q6	O	I	_ATT	5.0V		L	H	Analog Audio (L/R) Input ATT
Q7	O	I	_RSTADC	3.3V		L	H	ADC Reset (CS5361)
Q8	O	I	D_A	3.3-5.0V		-	L	DIR or _ADC sel (Error Unsel) (74VHC08 to ERMUTE)

IC80

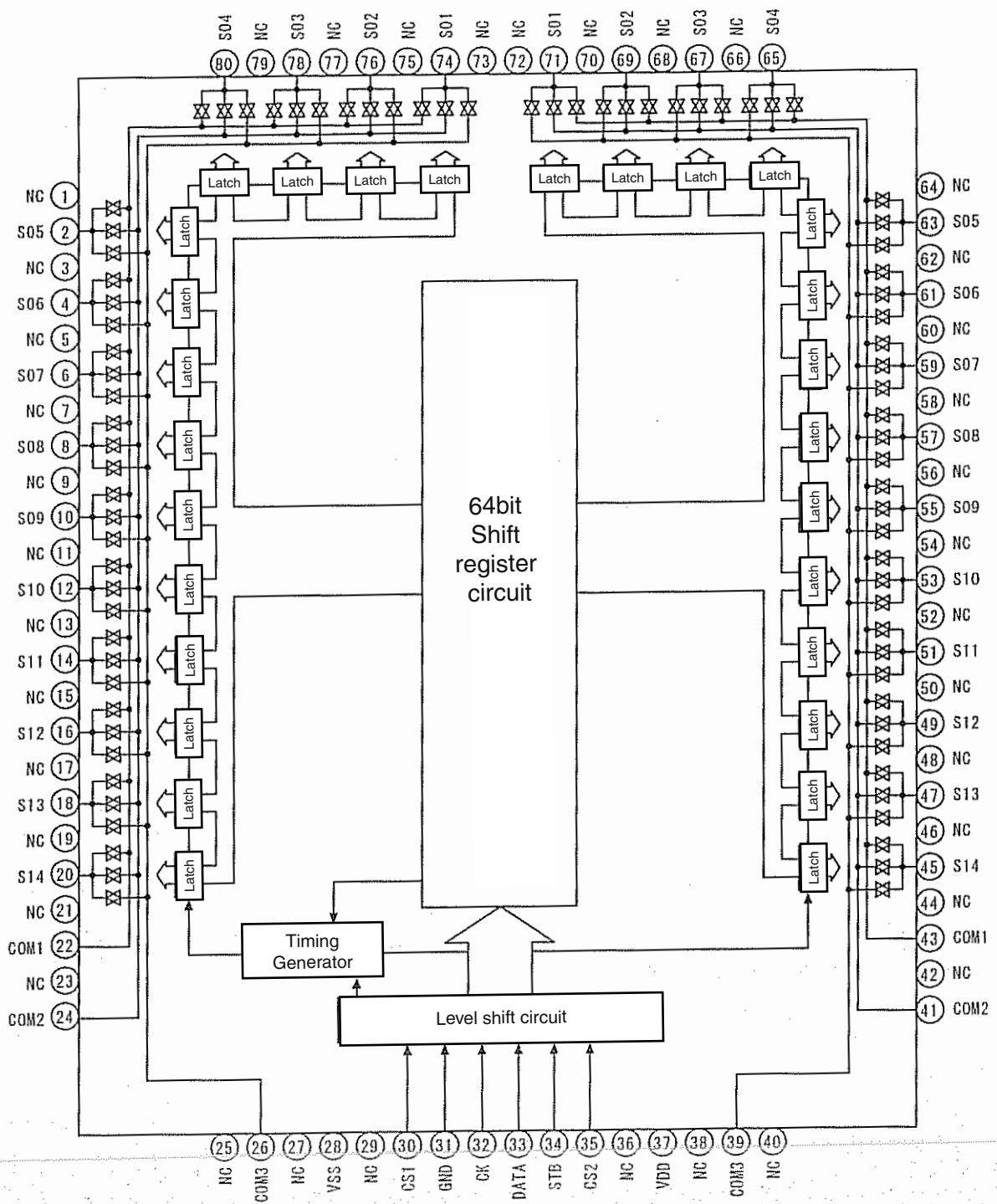
Port Name	Use	STBY	Name	V		PortSetup		Note
				Device		Act.	Int	
Q1	O	I	MCP_MUTE	5.0V		H	-	Multi Component MUTE
Q2	O	I	SE_VIDEO03	5.0V		H	-	CVBS Input Select 3 (VCR/DVD/TV/AUX) (NJM2595)
Q3	O	I	SE_VIDEO02	5.0V		H	-	CVBS Input Select 2 (VCR/DVD/TV/AUX) (NJM2595)
Q4	O	I	SE_VIDEO01	5.0V		H	-	CVBS Input Select 1 (VCR/DVD/TV/AUX) (NJM2595)
Q5	O	I	OSD_CON05	5.0V		H	-	
Q6	O	I	SE_VIDEO06	5.0V		H	-	CVBS Multi Monitor Select (Through/OSD) (NJM2244)
Q7	O	I	SE_VIDEO05	5.0V		H	-	CVBS Multi Monitor Select (Through/OSD) (NJM2244)
Q8	O	I	SE_VIDEO04	5.0V		H	-	CVBS Input Select 4 (VCR/DVD/TV/AUX) (NJM2595)

IC79

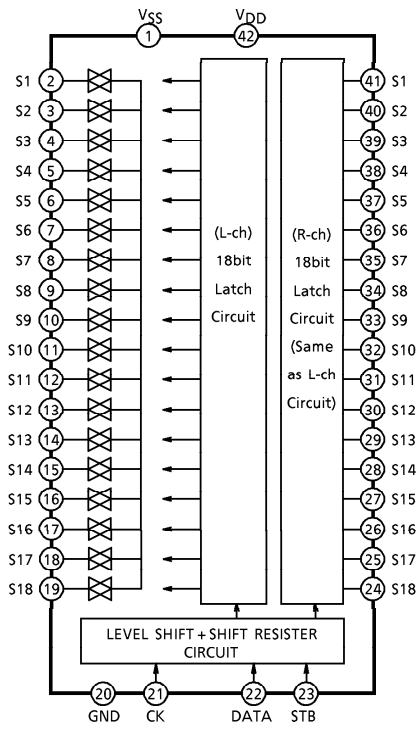
Port Name	Use	STBY	Name	V		PortSetup		Note
				Device		Act.	Int	
Q1	O	I	OSD_CON01	5.0V		H	-	CVBS & Y/C Monitor Select (Through/Converted) (NJM2244)
Q2	O	I	OSD_CON02	5.0V		H	-	OSD Sync Input Select (MJM2535/NJM2285)
Q3	O	I	OSD_CON03	5.0V		H	-	VIDEO DEC Input Select (MJM2285)
Q4	O	I	MCP_SEL4	5.0V		H	-	Multi Component SEL4
Q5	O	I	SEL_V02	5.0V		H	-	CVBS & Y/C Input Select 2 (VCR/DVD/TV/AUX) (NJM2595)
Q6	O	I	SEL_V01	5.0V		H	-	CVBS & Y/C Input Select 1 (VCR/DVD/TV/AUX) (NJM2595)
Q7	O	I	SEL_V03	5.0V		H	-	CVBS & Y/C Input Select 3 (VCR/DVD/TV/AUX) (NJM2595)
Q8	O	I	SEL_V04	5.0V		H	-	CVBS & Y/C Input Select 4 (VCR/DVD/TV/AUX) (NJM2595)

IC83

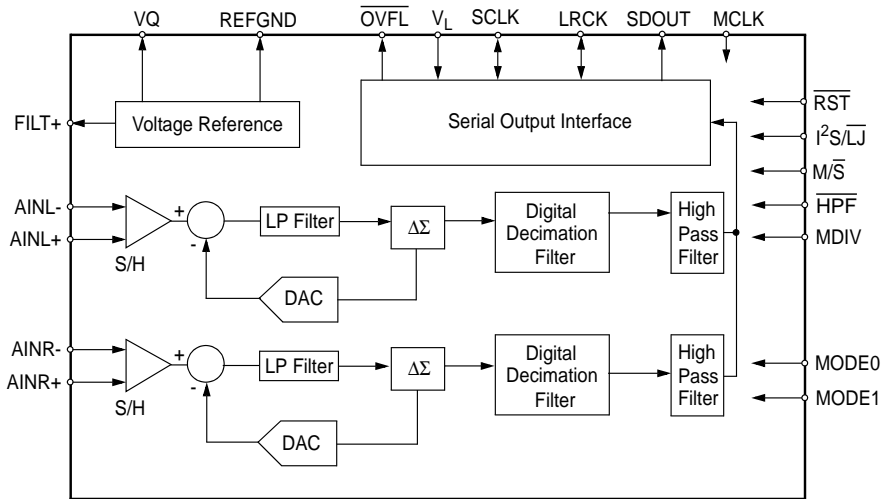
Port Name	Use	STBY	Name	V		PortSetup		Note
				Device		Act.	Int	
Q1	O	I	MCP_SEL1	5.0V		H	-	Multi Component SEL1
Q2	O	I	Y/C_SEL	5.0V		H	-	Y/C Monitor Select (Through/Converted) (NJM2244)
Q3	O	I	CVBS_SEL	5.0V		H	-	CVBS Monitor Select (Through/Converted) (NJM2244)
Q4	O	I	OSD_SEL	5.0V		H	-	SYNC SCAN Select
Q5	O	I	RST_DEC	5.0V		H	H	VIDEO DEC Reset
Q6	O	I	RST_ENC	5.0V		H	H	VIDEO ENC Reset
Q7	O	I	MCP_SEL2	5.0V		H	-	Multi Component SEL2
Q8	O	I	MCP_SEL3	5.0V		H	-	Multi Component SEL3



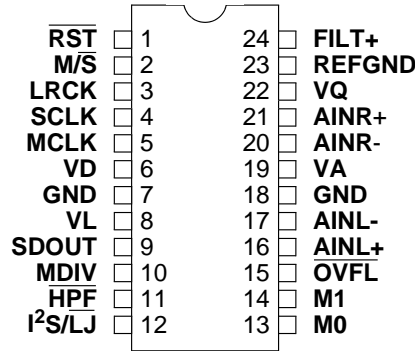
IC22 : TC9274CNG



IC27 : CS5361-KS



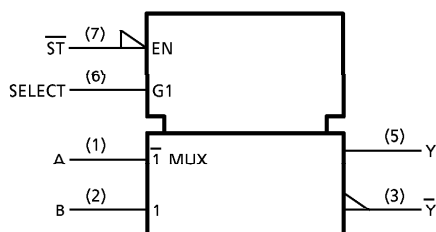
IC27 : CS5361-KS



Pin Name	#	Pin Description
RST	1	Reset (<i>Input</i>) - The device enters a low power mode when low.
M/S	2	Master/Slave Mode (<i>Input</i>) - Selects operation as either clock master or slave.
LRCK	3	Left Right Clock (<i>Input/Output</i>) - Determines which channel, Left or Right, is currently active on the serial audio data line.
SCLK	4	Serial Clock (<i>Input/Output</i>) - Serial clock for the serial audio interface.
MCLK	5	Master Clock (<i>Input</i>) - Clock source for the delta-sigma modulator and digital filters.
VD	6	Digital Power (<i>Input</i>) - Positive power supply for the digital section.
GND	7,18	Ground (<i>Input</i>) - Ground reference. Must be connected to analog ground.
VL	8	Logic Power (<i>Input</i>) - Positive power for the digital input/output.
SDOUT	9	Serial Audio Data Output (<i>Output</i>) - Output for two's complement serial audio data.
MDIV	10	MCLK Divider (<i>Input</i>) - Enables a master clock divide by two function.
HPF	11	High-pass Filter Enable (<i>Input</i>) - Enables the Digital High-Pass Filter.
I²S/LJ	12	Serial Audio Interface Format Select (<i>Input</i>) -Selects either the left-justified or I²S format for the SAI.
M0	13	Mode Selection (<i>Input</i>) - Determines the operational mode of the device.
M1	14	
OVFL	15	Overflow (<i>Output, open drain</i>) - Detects an overflow condition on both left and right channels.
AINL+	16	Differential Left Channel Analog Input (<i>Input</i>) - Signals are presented differentially to the delta-sigma modulators via the AINL+/- pins.
AINL-	17	
VA	19	Analog Power (<i>Input</i>) - Positive power supply for the analog section.
AINR-	20	Differential Right Channel Analog Input (<i>Input</i>) -Signals are presented differentially to the delta-sigma modulators via the AINR+/- pins.
AINR+	21	
VQ	22	Quiescent Voltage (<i>Output</i>) - Filter connection for the internal quiescent reference voltage.
REF_GND	23	Reference Ground (<i>Input</i>) - Ground reference for the internal sampling circuits.
FILT+	24	Positive Voltage Reference (<i>Output</i>) - Positive reference voltage for the internal sampling circuits.

IC31 : TC7WH157FU

LOGIC DIAGRAM

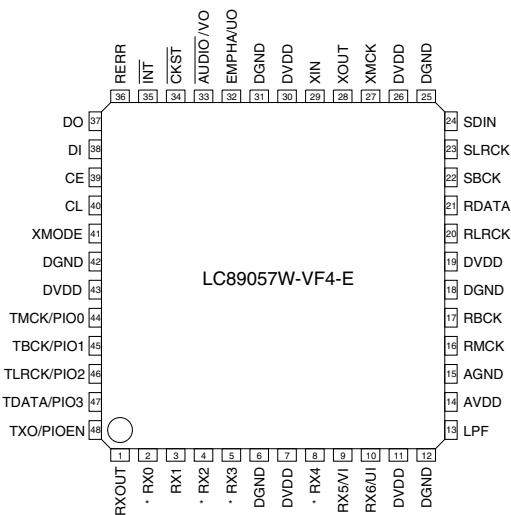
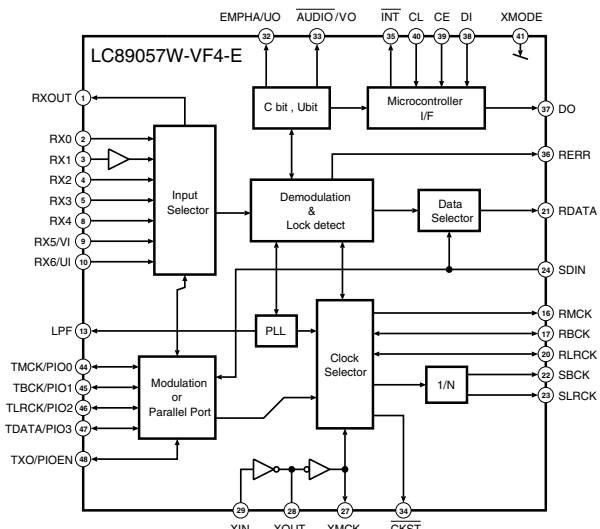


TRUTH TABLE

INPUTS				OUTPUTS	
\overline{ST}	SELECT	A	B	Y	\overline{Y}
H	x	x	x	L	H
L	L	L	x	L	H
L	L	H	x	H	L
L	H	x	L	L	H
L	H	x	H	H	L

x : Don't care

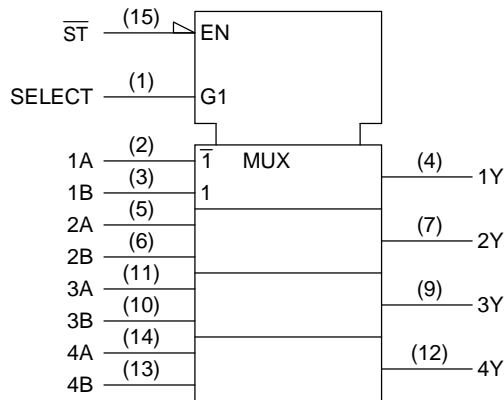
IC29 : LC89057WVF4E



LC89057W

No.	Port name	I/O	Description
1	RXOUT	O	Data Output
2	RX0	I	Digital data Input (TTL)
3	RX1	I	Digital data Input (Coaxial)
4	RX2	I	Digital data Input (TTL)
5	RX3	I	Digital data Input (TTL)
6	DGND		Digital GND
7	DVDD		Digital VDD
8	RX4	I	Digital data Input (TTL)
9	RX5/VI	I	Digital data Input (TTL)
10	RX6/UI	I	Digital data Input (TTL)
11	DVDD		Digital GND for PLL
12	DGND		Digital VDD for PLL
13	LPF	O	Loop filter for PLL
14	AVDD		Analog VDD for PLL
15	AGND		Analog GND for PLL
16	RMCK	O	System clock Output for R (256fs, 512fs, XIN, VCO)
17	RBCK	O/I	Bit clock Output for R (64fs)
18	DGND		Digital GND
19	DVDD		Digital VDD
20	RLRCK	O/I	LR clock Input/Output for R
21	RDATA	O	Serial Audio data Input
22	SBCK	O	Bit clock Output for S (32fs, 64fs, 128fs)
23	SLRCK	O	LR clock Output for S (fs/2, fs, 2fs)
24	SDIN	I	Serial Audio data Input
25	DGND		Digital GND
26	DVDD		Digital VDD
27	XMCK	O	Oscillation amplifier
28	XOUT	O	XOUT
29	XIN	I	XIN or External clock Input (24.576MHz or 12.288MHz)
30	DVDD		Digital VDD
31	DGND		Digital GND
32	EMPHA/UO	I/O	Emphasis Information / U data Output / Set for chip address
33	AUDIO/VO	I/O	Detected non-PCM / V flag Output / Set for chip address
34	CKST	I/O	Clock timing Output / Switch to master or slave for demodulation
35	INT	I/O	Interrupt Output / Switch to Modulation or general-purpose I/O
36	RERR	O	Error Output (PLL lock, data error)
37	DO	O	IF, Read out data Output
38	DI	I	IF, Write data Input
39	CE	I	IF, Chip enable Input
40	CL	I	IF, Clock Input
41	XMODE	I	System reset Input
42	DGND		Digital GND
43	DVDD		Digital VDD
44	TMCK/PIO0	I/O	256fs system-clock Input for modulation / General-purpose I/O input/output
45	TBCK/PIO1	I/O	64fs bit-clock Input for modulation / General-purpose I/O input/output
46	TLRCK/PIO2	I/O	Fs clock Input for modulation / General-purpose I/O input/output
47	TDATA/PIO3	I/O	Serial audio data for modulation / General-purpose I/O input/output
48	TXO/PIOEN	O/I	Modulation data Output / General-purpose I/O enable input

IC32 : TC74VHC157FT



Inputs				Outputs
\overline{ST}	SELECT	A	B	Y
H	X	X	X	L
L	L	L	X	L
L	L	H	X	H
L	H	X	L	L
L	H	X	H	H

X: Don't care

IC33 : TMS320DA708

1 Second Generation Aureus™ DSP

1.1 Features

- **DA708: 32-/64-Bit 250-MHz Floating-Point DSP**
- **Upgrades to C67x+ CPU From DA6xx Family:**
 - 2X CPU Registers [64 General-Purpose]
 - New Audio-Specific Instructions
 - Compatible With the DA6xx C67x CPU
- **Enhanced Memory System**
 - 256K-Byte Unified Program/Data RAM
 - 768K-Byte Unified Program/Data ROM
 - Single-Cycle Data Access From CPU
 - Large Program Cache (32K-Byte) Supports RAM, ROM, and External Memory
- **External Memory Interface (EMIF) Supports:**
 - 100-MHz SDRAM (16-Bit)
 - Async Flash/SRAM (8- or 16-Bit)
- **Enhanced I/O System**
 - High-Performance Crossbar Switch
 - Dedicated McASP DMA Bus
 - Deterministic I/O Performance
- **dMAX Dual Data Movement Accelerator:**
 - Memory-to-Memory Transfers
 - Memory-to-Peripheral Transfers
 - Packing/Unpacking Delay Data
 - Circular Addressing
 - Non-Sequential Addressing for Reverb
- **Three Multichannel Audio Serial Ports**
 - Five Clock Zones and 16 Serial Data Pins
 - Supports TDM, I2S, and Similar Formats
 - DIT Only (McASP2)
- **Two SPI Ports With 3-, 4-, and 5-Pin Options**
- **Two Inter-Integrated Circuit (I2C) Ports**
- **Real-Time Interrupt Counter/Watchdog**
- **Oscillator- and Software-Controlled PLL**
- **Commercial or Extended Temperature**
- **144-Pin, 0.5-mm, PowerPAD™ Thin Quad Flatpack (TQFP) [RFP Suffix]**
- **Security Features Available**



- **Applications**
 - A/V and DVD Receiver
 - Multizone A/V Receiver
 - HDD Jukebox
 - Navigation Systems
 - High-Speed Encode With Simultaneous Multichannel Decode
- **Software Support**
 - Dolby® Digital, Dolby® Digital EX, Dolby® Pro Logic® IIx, Dolby® Headphone, Dolby® Virtual Surround
 - DTS® 5.1, DTS-ES™ 6.1, DTS Neo:6™, DTS 96/24™, DTS-ES 96/24™
 - MPEG-2 AAC LC Decode
 - THX® Select, THX® Ultra 2
 - MP3 Encode, MP3 Decode
 - WMA9 Encode, WMA9 Decode, WMA9 Pro Decode
 - HDCD® Decode
 - ATRAC3plus® Encode, ATRAC3plus® Decode
 - Audyssey MultEQ XT®, MultEQ®, PrevEQ®
 - SRS® Circle Surround™ II (CS II)
 - Waves' MaxxBass® Technology
 - TI Effects Library
 - TI DSD-to-PCM Decode
 - TI Filter Library
 - TI Performance Audio Framework (PA/F)
 - TI DSP/BIOS™
 - Chip Support Library and DSP Library

Table 2-2. Terminal Functions

SIGNAL NAME	PIN NO.	TYPE ⁽¹⁾	PULL ⁽²⁾	GPIO ⁽³⁾	DESCRIPTION
External Memory Interface (EMIF) Address and Control					
EM_A[0]	91	O	-	N	EMIF Address Bus
EM_A[1]	89	O	-	N	
EM_A[2]	88	O	-	N	
EM_A[3]	86	O	-	N	
EM_A[4]	84	O	-	N	
EM_A[5]	83	O	-	N	
EM_A[6]	80	O	-	N	
EM_A[7]	79	O	-	N	
EM_A[8]	76	O	-	N	
EM_A[9]	75	O	-	N	
EM_A[10]	93	O	-	N	
EM_A[11]	74	O	-	N	
EM_BA[0]	96	O	-	N	SDRAM Bank Address and Asynchronous Memory Low-Order Address
EM_BA[1]	94	O	-	N	
EM_CS[0]	97	O	-	N	SDRAM Chip Select
EM_CS[2]	100	O	-	N	Asynchronous Memory Chip Select
EM_CAS	37	O	-	N	SDRAM Column Address Strobe
EM_RAS	98	O	-	N	SDRAM Row Address Strobe
EM_WE	38	O	-	N	SDRAM Write Enable
EM_CKE	71	O	-	N	SDRAM Clock Enable
EM_CLK	70	O	-	N	SDRAM Clock
EM_WE_DQM[0]	39	O	-	N	Write Enable or Byte Enable for EM_D[7:0]
EM_WE_DQM[1]	67	O	-	N	Write Enable or Byte Enable for EM_D[15:8]
EM_OE	104	O	-	N	SDRAM Output Enable
EM_RW	102	O	-	N	Asynchronous Memory Read/not Write

- (1) TYPE column refers to pin direction in functional mode. If a pin has more than one function with different directions, the functions are separated with a slash (/).
- (2) PULL column:
 IPD = Internal Pulldown resistor
 IPU = Internal Pullup resistor
- (3) If the GPIO column is 'Y', then in GPIO mode, the pin is configurable as an IO unless otherwise marked.

Table 2-2. Terminal Functions (continued)

SIGNAL NAME	PIN NO.	TYPE ⁽¹⁾	PULL ⁽²⁾	GPIO ⁽³⁾	DESCRIPTION
External Memory Interface (EMIF) Data Bus					
EM_D[0]	52	IO	-	N	EMIF Data Bus [Lower 16 Bits]
EM_D[1]	51	IO	-	N	
EM_D[2]	49	IO	-	N	
EM_D[3]	48	IO	-	N	
EM_D[4]	46	IO	-	N	
EM_D[5]	45	IO	-	N	
EM_D[6]	43	IO	-	N	
EM_D[7]	41	IO	-	N	
EM_D[8]	66	IO	-	N	
EM_D[9]	64	IO	-	N	
EM_D[10]	63	IO	-	N	
EM_D[11]	61	IO	-	N	
EM_D[12]	59	IO	-	N	
EM_D[13]	58	IO	-	N	
EM_D[14]	56	IO	-	N	
EM_D[15]	55	IO	-	N	

Table 2-2. Terminal Functions (continued)

SIGNAL NAME	PIN NO.	TYPE ⁽¹⁾	PULL ⁽²⁾	GPIO ⁽³⁾	DESCRIPTION
McASP0, McASP1, McASP2, and SPI1 Serial Ports					
AHCLKR0/AHCLKR1	143	IO	-	Y	McASP0 and McASP1 Receive Master Clock
ACLKR0	139	IO	-	Y	McASP0 Receive Bit Clock
AFSR0	141	IO	-	Y	McASP0 Receive Frame Sync (L/R Clock)
AHCLKX0/AHCLKX2	2	IO	-	Y	McASP0 and McASP2 Transmit Master Clock
ACLKX0	142	IO	-	Y	McASP0 Transmit Bit Clock
AFSX0	144	IO	-	Y	McASP0 Transmit Frame Sync (L/R Clock)
AMUTE0	3	O	-	Y	McASP0 MUTE Output
AXR0[0]	113	IO	-	Y	McASP0 Serial Data 0
AXR0[1]	115	IO	-	Y	McASP0 Serial Data 1
AXR0[2]	116	IO	-	Y	McASP0 Serial Data 2
AXR0[3]	117	IO	-	Y	McASP0 Serial Data 3
AXR0[4]	119	IO	-	Y	McASP0 Serial Data 4
AXR0[5]/SPI1_SCS	120	IO	-	Y	McASP0 Serial Data 5 or SPI1 Slave Chip Select
AXR0[6]/SPI1_ENA	121	IO	-	Y	McASP0 Serial Data 6 or SPI1 Enable (Ready)
AXR0[7]/SPI1_CLK	122	IO	-	Y	McASP0 Serial Data 7 or SPI1 Serial Clock
AXR0[8]/AXR1[5]/SPI1_SOMI	126	IO	-	Y	McASP0 Serial Data 8 or McASP1 Serial Data 5 or SPI1 Data Pin Slave Out Master In
AXR0[9]/AXR1[4]/SPI1_SIMO	127	IO	-	Y	McASP0 Serial Data 9 or McASP1 Serial Data 4 or SPI1 Data Pin Slave In Master Out
AXR0[10]/AXR1[3]	130	IO	-	Y	McASP0 Serial Data 10 or McASP1 Serial Data 3
AXR0[11]/AXR1[2]	131	IO	-	Y	McASP0 Serial Data 11 or McASP1 Serial Data 2
AXR0[12]/AXR1[1]	134	IO	-	Y	McASP0 Serial Data 12 or McASP1 Serial Data 1
AXR0[13]/AXR1[0]	135	IO	-	Y	McASP0 Serial Data 13 or McASP1 Serial Data 0
AXR0[14]/AXR2[1]	137	IO	-	Y	McASP0 Serial Data 14 or McASP2 Serial Data 1
AXR0[15]/AXR2[0]	138	IO	-	Y	McASP0 Serial Data 15 or McASP2 Serial Data 0
ACLKR1	9	IO	-	Y	McASP1 Receive Bit Clock
AFSR1	12	IO	-	Y	McASP1 Receive Frame Sync (L/R Clock)
AHCLKX1	5	IO	-	Y	McASP1 Transmit Master Clock
ACLKX1	7	IO	-	Y	McASP1 Transmit Bit Clock
AFSX1	11	IO	-	Y	McASP1 Transmit Frame Sync (L/R Clock)
AMUTE1	4	O	-	Y	McASP1 MUTE Output
SPI0, I2C0, and I2C1 Serial Port Pins					
SPI0_SOMI/I2C0_SDA	111	IO	-	Y	SPI0 Data Pin Slave Out Master In or I2C0 Serial Data
SPI0_SIMO	110	IO	-	Y	SPI0 Data Pin Slave In Master Out
SPI0_CLK/I2C0_SCL	108	IO	-	Y	SPI0 Serial Clock or I2C0 Serial Clock
SPI0_SCS/I2C1_SCL	107	IO	-	Y	SPI0 Slave Chip Select or I2C1 Serial Clock
SPI0_ENA/I2C1_SDA	105	IO	-	Y	SPI0 Enable (Ready) or I2C1 Serial Data

Table 2-2. Terminal Functions (continued)

SIGNAL NAME	PIN NO.	TYPE ⁽¹⁾	PULL ⁽²⁾	GPIO ⁽³⁾	DESCRIPTION
Clocks					
OSCIN	23	I	-	N	1.2-V Oscillator Input
OSCOUT	24	O	-	N	1.2-V Oscillator Output
OSCV _{DD}	25	PWR	-	N	Oscillator 1.2-V V _{DD} tap point (for filter only)
OSCV _{SS}	22	PWR	-	N	Oscillator V _{SS} tap point (for filter only)
CLKIN	17	I	-	N	Alternate clock input (3.3-V LVCMOS Input)
PLLHV	27	PWR	-	N	PLL 3.3-V Supply Input (requires external filter)
Device Reset					
RESET	14	I	-	N	Device reset pin
Emulation/JTAG Port					
TCK	35	I	IPU	N	Test Clock
TMS	19	I	IPU	N	Test Mode Select
TDI	28	I	IPU	N	Test Data In
TDO	29	OZ	IPU	N	Test Data Out
TRST	21	I	IPD	N	Test Reset
EMU[0]	32	IO	IPU	N	Emulation Pin 0
EMU[1]	34	IO	IPU	N	Emulation Pin 1
Power Pins					
Core Supply (CV _{DD})	8, 16, 20, 33, 44, 53, 57, 65, 77, 85, 90, 101, 123, 128, 132				
IO Supply (DV _{DD})	10, 31, 42, 50, 60, 68, 73, 81, 92, 103, 112, 125, 136				
Ground (V _{SS})	1, 6, 13, 15, 18, 26, 30, 36, 40, 47, 54, 62, 69, 72, 78, 82, 87, 95, 99, 106, 109, 114, 118, 124, 129, 133, 140				

2.15 Device Block Diagram

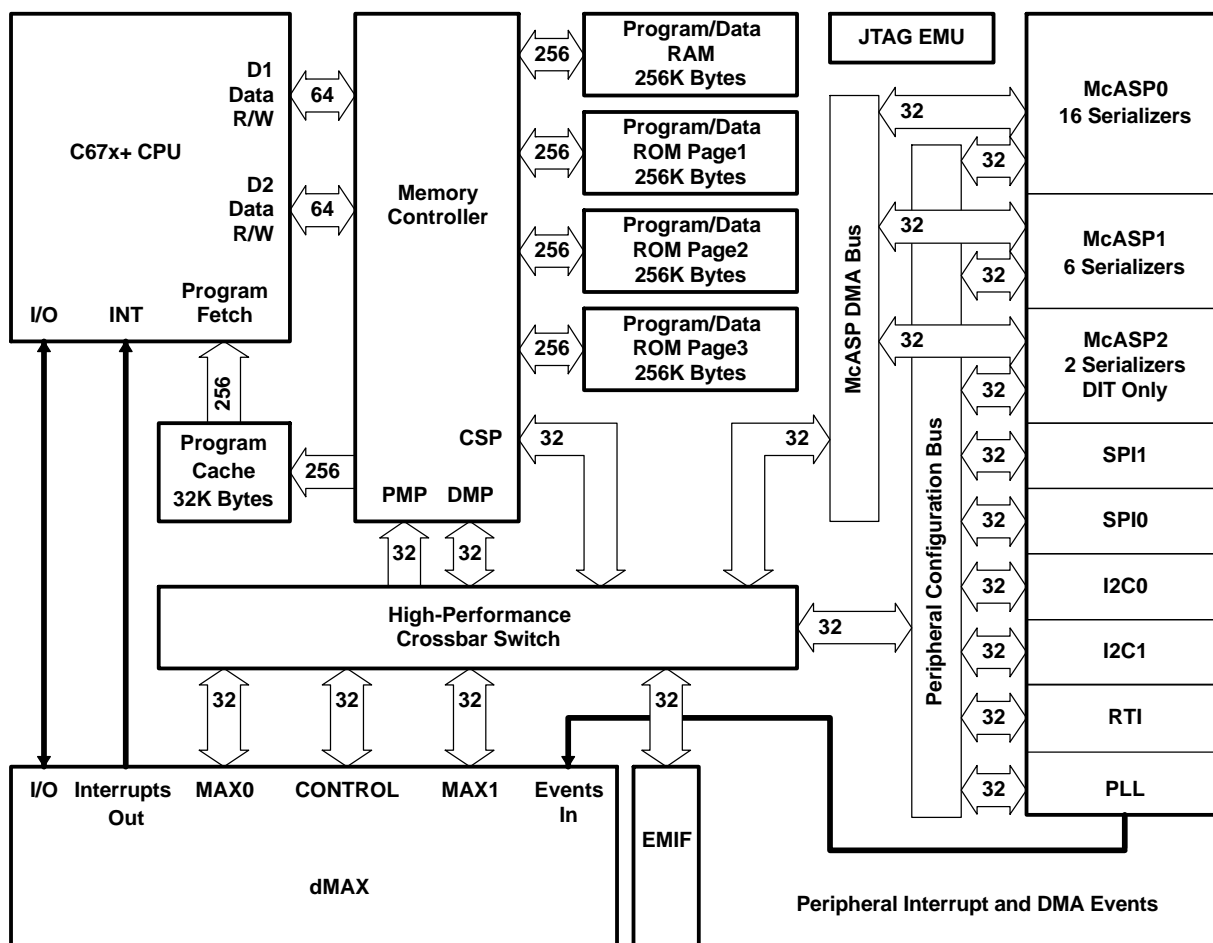


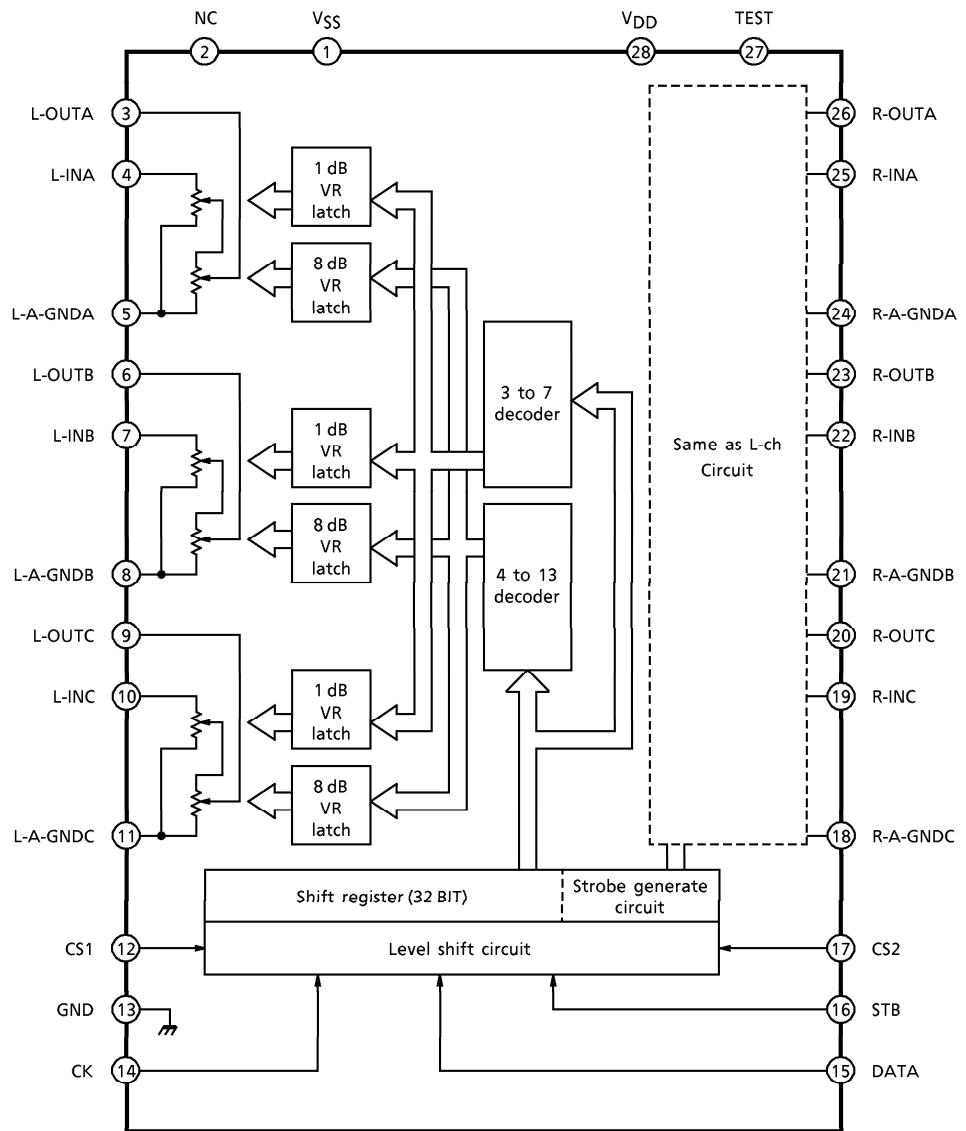
Figure 2-3. DA708 DSP Block Diagram

IC33 : TC9482BFG
 IC34 : TC9482BFG

PIN CONNECTIONS

VSS	1	28	VDD
NC	2	27	TEST
L-OUTA	3	26	R-OUTA
L-INA	4	25	R-INA
L-A-GNDA	5	24	R-A-GNDA
L-OUTB	6	23	R-OUTB
L-INB	7	22	R-INB
L-A-GNDB	8	21	R-A-GNDB
L-OUTC	9	20	R-OUTC
L-INC	10	19	R-INC
L-A-GNDC	11	18	R-A-GNDC
CS1	12	17	CS2
GND	13	16	STB
CK	14	15	DATA

BLOCK DIAGRAM

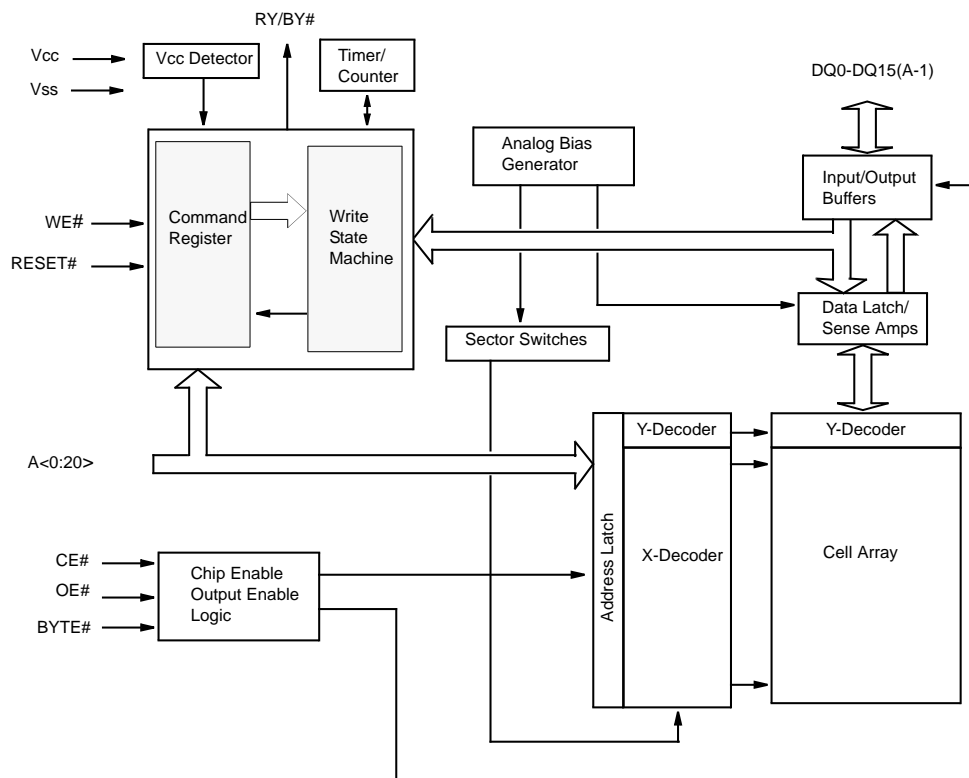


PIN DESCRIPTION

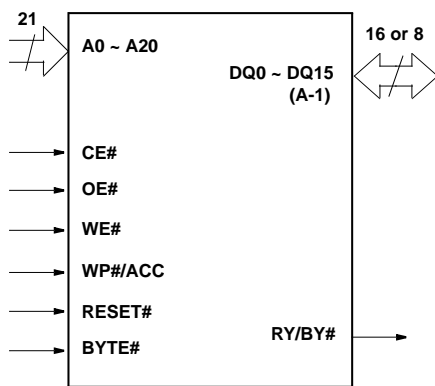
PIN No.	SYMBOL	PIN NAME	FUNCTION	REMARK
1	V _{SS}	Negative power supply pin	● Power Supply Pins	—
28	V _{DD}	Positive power supply pin		
3	L-OUTA	Volume output pin	● Volume circuit	—
26	R-OUTA			
6	L-OUTB			
22	R-OUTB			
9	L-OUTC			
19	R-OUTC			
4	L-INA	Volume input pin		—
25	R-INA			
7	L-INB			
22	R-INB			
10	L-INC			
19	R-INC			
5	L-A-GNDA	Analog GND pin		—
24	R-A-GNDA			
8	L-A-GNDB			
21	R-A-GNDB			
11	L-A-GNDC			
18	R-A-GNDC			
12	CS1	Chip select input pin	Up to 4 chips on the same bus can be used by switching over chip select code.	—
17	CS2			
14	CK	Clock input pin	Inputs clock for serial data transfer.	Low threshold value input pin
15	DATA	Data input pin	Inputs control data for setting volume.	
16	STB	Strobe input pin	Inputs strobe for writing data.	
13	GND	Digital GND pin	Digital ground pin	—
27	TEST	Test Pin	Normally connect to V _{DD} pin.	—
2	NC	No connection	—	—

IC34 : ES29LV320E

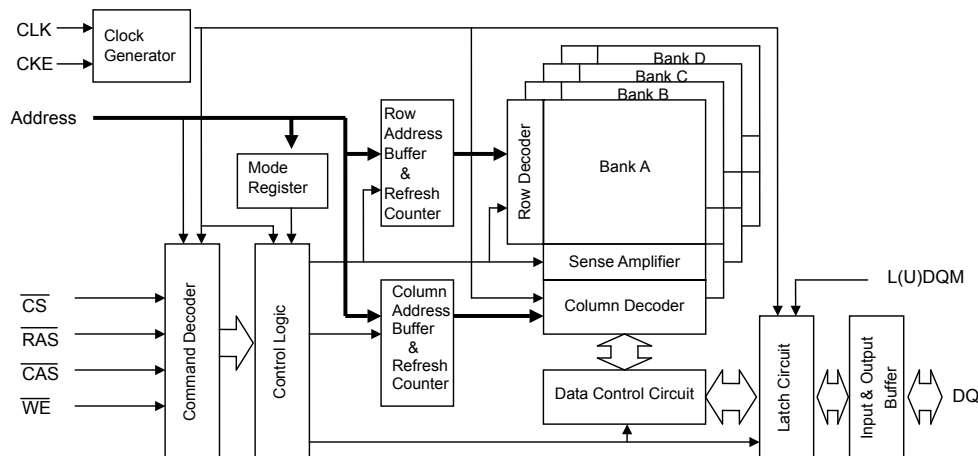
FUNCTION BLOCK DIAGRAM



LOGIC SYMBOL



FUNCTIONAL BLOCK DIAGRAM



PIN FUNCTION DESCRIPTION

PIN	NAME	INPUT FUNCTION
CLK	System Clock	Active on the positive going edge to sample all inputs
$\overline{\text{CS}}$	Chip Select	Disables or enables device operation by masking or enabling all inputs except CLK , CKE and L(U)DQM
CKE	Clock Enable	Masks system clock to freeze operation from the next clock cycle. CKE should be enabled at least one cycle prior new command. Disable input buffers for power down in standby.
A0 ~ A11	Address	Row / column address are multiplexed on the same pins. Row address : RA0~RA11, column address : CA0~CA7
A12 , A13	Bank Select Address	Selects bank to be activated during row address latch time. Selects bank for read / write during column address latch time.
$\overline{\text{RAS}}$	Row Address Strobe	Latches row addresses on the positive going edge of the CLK with RAS low. Enables row access & precharge.
$\overline{\text{CAS}}$	Column Address Strobe	Latches column address on the positive going edge of the CLK with $\overline{\text{CAS}}$ low. Enables column access.
$\overline{\text{WE}}$	Write Enable	Enables write operation and row precharge. Latches data in starting from $\overline{\text{CAS}}$, $\overline{\text{WE}}$ active.
L(U)DQM	Data Input / Output Mask	Makes data output Hi-Z, t_{SHZ} after the clock and masks the output. Blocks data input when L(U)DQM active.
DQ0 ~ DQ15	Data Input / Output	Data inputs / outputs are multiplexed on the same pins.
VDD / VSS	Power Supply / Ground	Power and ground for the input buffers and the core logic.
VDDQ / VSSQ	Data Output Power / Ground	Isolated power supply and ground for the output buffers to provide improved noise immunity.
NC	No Connection	This pin is recommended to be left No Connection on the device.

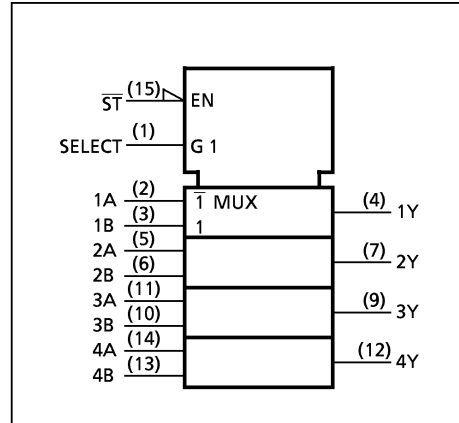
IC32 : TC74VHC157FT

TRUTH TABLE

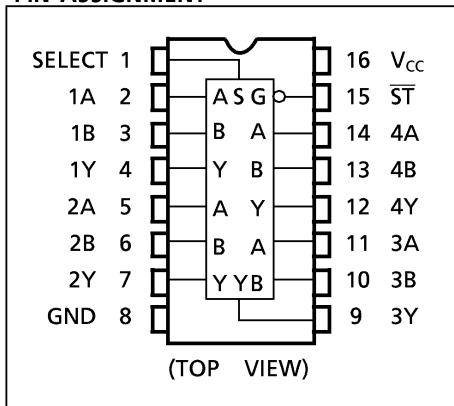
INPUTS				OUTPUT
\overline{ST}	SELECT	A	B	
H	X	X	X	L
L	L	L	X	L
L	L	H	X	H
L	H	X	L	L
L	H	X	H	H

X : Don't Care

IEC LOGIC SYMBOL



PIN ASSIGNMENT



114 dB, 192 kHz 8-Channel D/A Converter

Features

- 24-bit Conversion
- Up to 192 kHz Sample Rates
- 114 dB Dynamic Range
- -100 dB THD+N
- Supports PCM and DSD Data Formats
- Selectable Digital Filters
- Volume Control with Soft Ramp
 - 1 dB Step Size
 - Zero Crossing Click-free Transitions
- Dedicated DSD inputs
- Low Clock Jitter Sensitivity
- Simultaneous Support for Two Synchronous Sample Rates for DVD Audio
- μ C or Stand-alone Operation

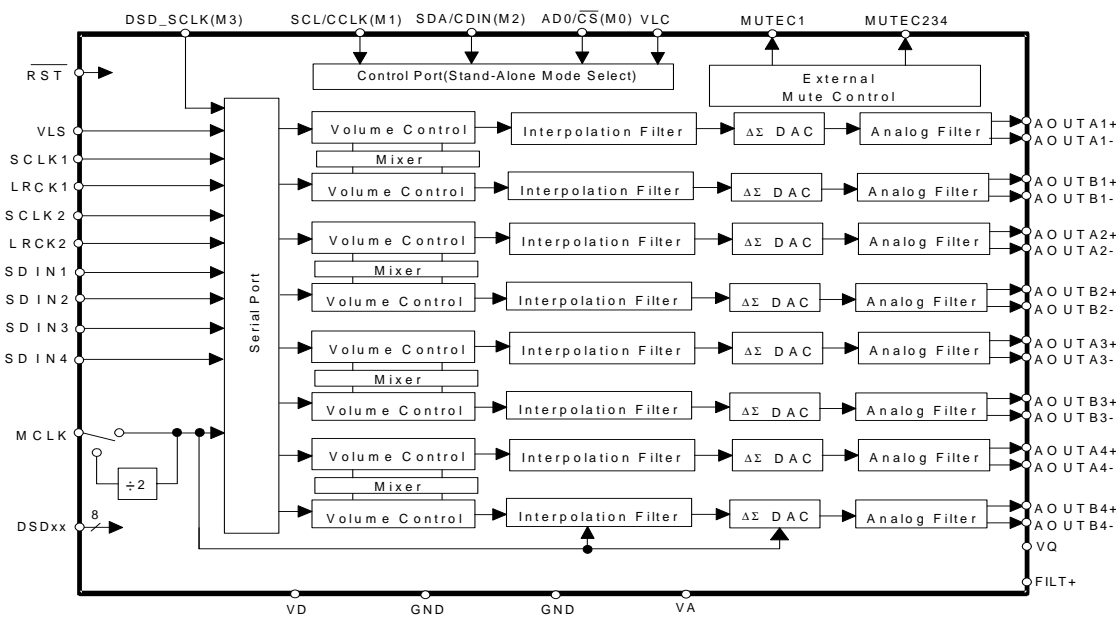
Description

The CS4382 is a complete 8-channel digital-to-analog system including digital interpolation, fifth-order delta-sigma digital-to-analog conversion, digital de-emphasis, volume control and analog filtering. The advantages of this architecture include: ideal differential linearity, no distortion mechanisms due to resistor matching errors, no linearity drift over time and temperature and a high tolerance to clock jitter.


The CS4382 accepts PCM data at sample rates from 4 kHz to 192 kHz, DSD audio data, and operates over a wide power supply range. These features are ideal for multi-channel audio systems including DVD players, SACD players, A/V receivers, digital TV's, mixing consoles, effects processors, and automotive audio systems.

ORDERING INFORMATION

CS4382-KQZ, Lead Free -10 to 70 °C 48-pin LQFP
CDB4382 Evaluation Board



IC41 : CS4382A-CQ



Pin Name	#	Pin Description
VD	4	Digital Power (Input) - Positive power supply for the digital section. Refer to the Recommended Operating Conditions for appropriate voltages.
GND	5 31	Ground (Input) - Ground reference. Should be connected to analog ground.
MCLK	6	Master Clock (Input) - Clock source for the delta-sigma modulator and digital filters. Table 5 illustrates several standard audio sample rates and the required master clock frequency.
LRCK1 LRCK2	7 10	Left Right Clock (Input) - Determines which channel, Left or Right, is currently active on the serial audio data line. The frequency of the left/right clock must be at the audio sample rate, Fs.
SDIN1 SDIN2 SDIN3 SDIN4	8 11 13 14	Serial Audio Data Input (Input) - Input for two's complement serial audio data.
SCLK1 SCLK2	9 12	Serial Clock (Input) - Serial clock for the serial audio interface.
VLC	18	Control Port Power (Input) - Determines the required signal level for the control port. Refer to the Recommended Operating Conditions for appropriate voltages.
RST	19	Reset (Input) - The device enters a low power mode and all internal registers are reset to their default settings when low.
FILT+	20	Positive Voltage Reference (Output) - Positive reference voltage for the internal sampling circuits. Requires the capacitive decoupling to analog ground, as shown in the Typical Connection Diagram.
VQ	21	Quiescent Voltage (Output) - Filter connection for internal quiescent voltage. VQ must be capacitively coupled to analog ground, as shown in the Typical Connection Diagram. The nominal voltage level is specified in the Analog Characteristics and Specifications section. VQ presents an appreciable source impedance and any current drawn from this pin will alter device performance. However, VQ can be used to bias the analog circuitry assuming there is no AC signal component and the DC current is less than the maximum specified in the Analog Characteristics and Specifications section.

Pin Name	#	Pin Description
MUTE _{CT} 1	41	Mute Control (Output) - The Mute Control pins go high during power-up initialization, reset, muting, power-down or if the master clock to left/right clock frequency ratio is incorrect. These pins are intended to be used as a control for external mute circuits to prevent the clicks and pops that can occur in any single supply system. The use of external mute circuits are not mandatory but may be desired for designs requiring the absolute minimum in extraneous clicks and pops.
MUTE _{CT} 234	22	
AOUTA1 +,-	39, 40	Differential Analog Output (Output) - The full scale differential analog output level is specified in the Analog Characteristics specification table.
AOUTB1 +,-	38, 37	
AOUTA2 +,-	35, 36	
AOUTB2 +,-	34, 33	
AOUTA3 +,-	29, 30	
AOUTB3 +,-	28, 27	
AOUTA4 +,-	25, 26	
AOUTB4 +,-	24, 23	
VA	32	Analog Power (Input) - Positive power supply for the analog section. Refer to the Recommended Operating Conditions for appropriate voltages.
VLS	43	Serial Audio Interface Power (Input) - Determines the required signal level for the serial audio interface. Refer to the Recommended Operating Conditions for appropriate voltages.

Control Port Definitions

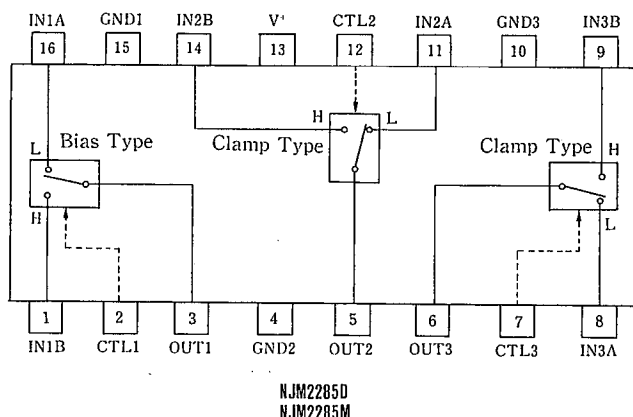
SCL/CCLK	15	Serial Control Port Clock (Input) - Serial clock for the serial control port. Requires an external pull-up resistor to the logic interface voltage in I ² C mode as shown in the Typical Connection Diagram.
SDA/CDIN	16	Serial Control Data (Input/Output) - SDA is a data I/O line in I ² C mode and requires an external pull-up resistor to the logic interface voltage, as shown in the Typical Connection Diagram. CDIN is the input data line for the control port interface in SPI mode.
AD0/ <u>CS</u>	17	Address Bit 0 (I²C) / Control Port Chip Select (SPI) (Input) - AD0 is a chip address pin in I ² C mode; <u>CS</u> is the chip select signal for SPI format.

Stand-Alone Definitions

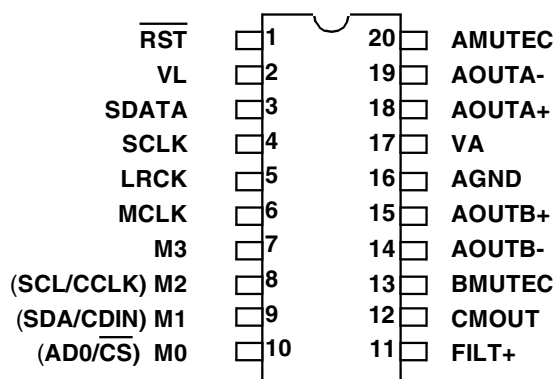
M0	17	Mode Selection (Input) - Determines the operational mode of the device as detailed in Tables 6 and 7.
M1	16	
M2	15	
M3	42	

DSD Definitions

DSD_SCLK	42	DSD Serial Clock (Input) - Serial clock for the Direct Stream Digital audio interface.
DSD_EN	7	DSD-Enable (Input) - When held at logic '1' the device will enter DSD mode (Stand-Alone mode only).
DSDA1	3	Direct Stream Digital Input (Input) - Input for Direct Stream Digital serial audio data.
DSDB1	2	
DSDA2	1	
DSDB2	48	
DSDA3	47	
DSDB3	46	
DSDA4	45	
DSDB4	44	

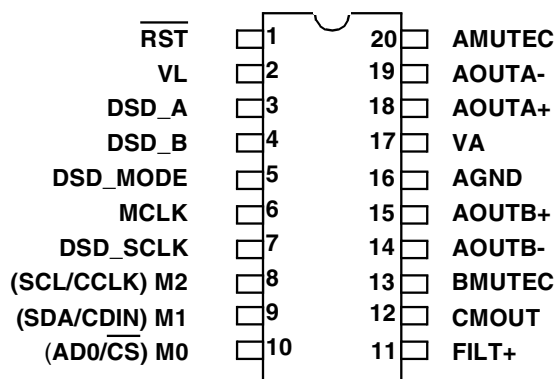


1. PIN DESCRIPTION - PCM DATA MODE

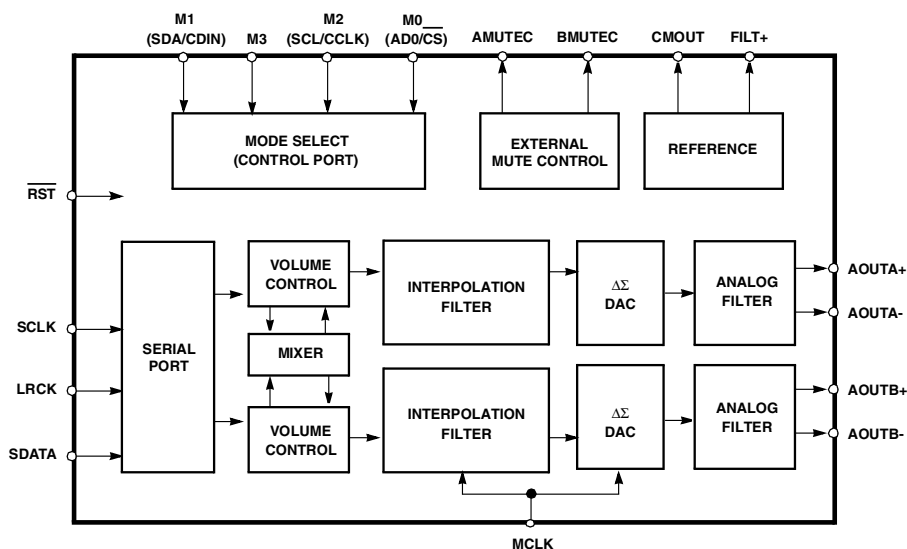


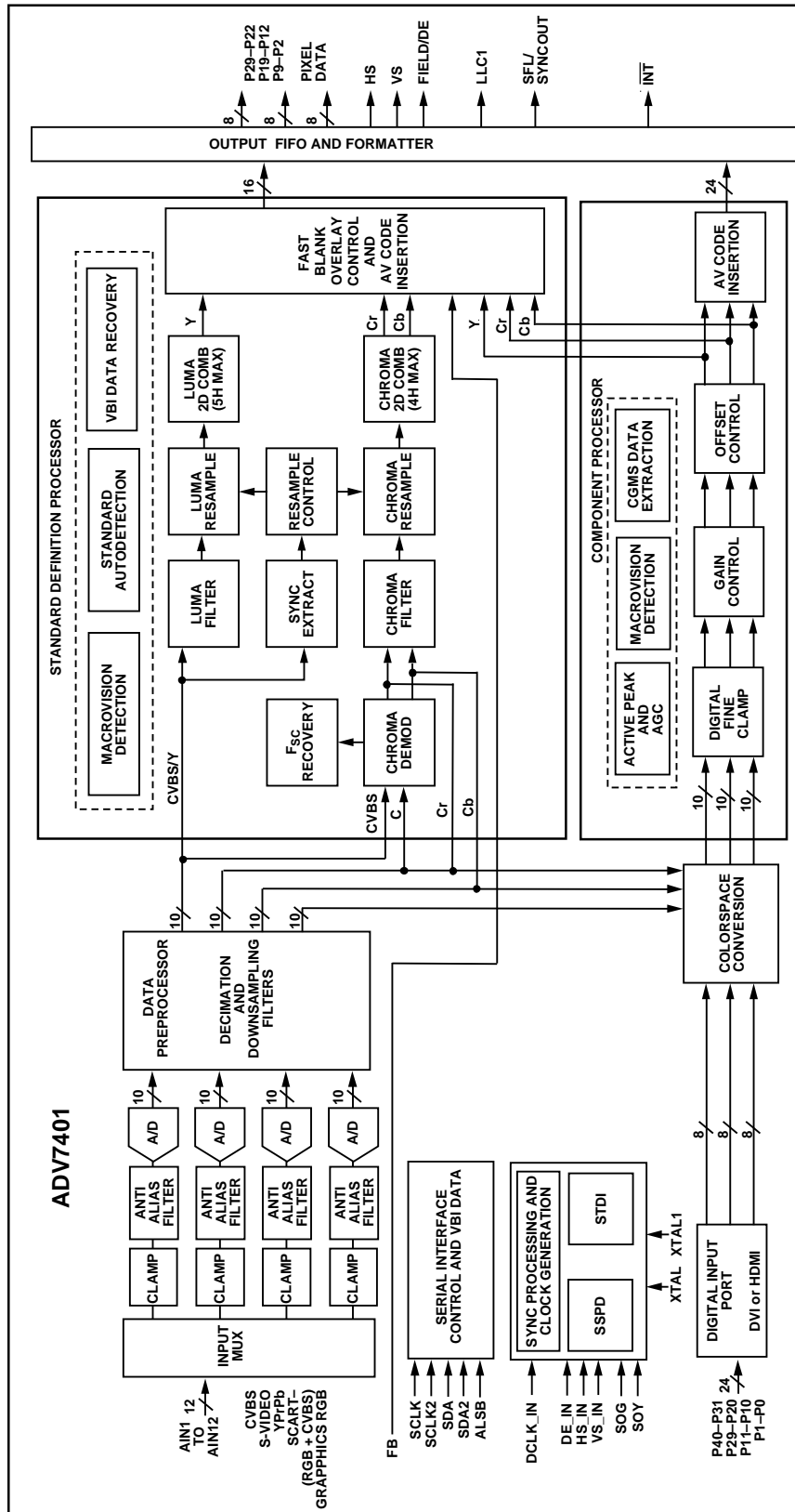
RST	1	Reset (Input) - Powers down device and resets all internal registers to their default settings.
VL	2	Logic Power (Input) - Positive power for the digital input/output.
SDATA	3	Serial Audio Data (Input) - Input for two's complement serial audio data.
SCLK	4	Serial Clock (Input/Output) - Serial clock for the serial audio interface.
LRCK	5	Left Right Clock (Input/Output) - Determines which channel, Left or Right, is currently active on the serial audio data line.
MCLK	6	Master Clock (Input) - Clock source for the delta-sigma modulator and digital filters.
FILT+	11	Positive Voltage Reference (Output) - Positive reference voltage for the internal sampling circuits.
CMOUT	12	Common Mode Voltage (Output) - Filter connection for internal quiescent voltage.
AMUTEC	20	Mute Control (Output) - The Mute Control pin goes high during power-up initialization, reset, muting, power-down or if the master clock to left/right clock frequency ratio is incorrect.
BMUTEC	13	
AOUTB-	14	Differential Analog Output (Outputs) - The full scale differential analog output level is specified in the Analog Characteristics specification table.
AOUTB+	15	
AOUTA+	18	
AOUTA	19	
AGND	16	Ground (Input)
VA	17	Analog Power (Input) - Positive power for the analog section.
Control Port Mode Definitions		
M3	7	Mode Selection (Input) - This pins should be tied to GND level during control port mode.
SCL/CCLK	8	Serial Control Port Clock (Input) - Serial clock for the serial control port.
SDA/CDIN	9	Serial Control Data (Input/Output) - SDA is a data I/O line in I ² C mode. CDIN is the input data line for the control port interface in SPI mode.
AD0/CS	10	Address Bit 0 (I²C) / Control Port Chip Select (SPI) (Input/Output) - AD0 is a chip address pin in I ² C mode; CS is the chip select signal for SPI format.
Stand-Alone Mode Definitions		
M3	7	Mode Selection (Input) - Determines the operational mode of the device.
M2	8	
M1	9	
M0	10	

1.1 PIN DESCRIPTION - DSD mode



DSD_A	3	DSD Data (Input) - Input for Direct Stream Digital serial audio data.
DSD_B	4	
DSD_Mode	5	DSD Mode (Input) - In stand alone mode, this pin must be set to a logic '1' for operation of DSD Mode.
DSD_SCLK	7	DSD Serial Clock (Input/Output) - Serial clock for the Direct Stream Digital audio interface.





05340-001




Figure 2. ADV7401 Pin Configuration

Table 7. Pin Function Descriptions

Pin No.	Mnemonic	Type	Function
5, 11, 17, 40, 89	DGND	G	Digital Ground.
49, 50, 60, 66	AGND	G	Analog Ground.
6, 18	DVDDIO	P	Digital I/O Supply Voltage (3.3 V).
12, 39, 90	DVDD	P	Digital Core Supply Voltage (1.8 V).
63	AVDD	P	Analog Supply Voltage (3.3 V).
47, 48	PVDD	P	PLL Supply Voltage (1.8 V).
51	FB	I	Fast Switch Overlay Input. This pin switches between CVBS and RGB analog signals.
54, 56, 58, 72, 74, 76, 53, 55, 57, 71, 73, 75	AIN1 to AIN12	I	Analog Video Input Channels.
42, 41, 28, 27, 26, 25, 23, 22, 10, 9, 8, 7, 94, 93, 92, 91	P2 to P9, P12 to P19	O	Video Pixel Output Port.
33, 32, 31, 30, 29, 24, 14, 13	P22 to P29	I/O	Video Input/Output Port
44, 43, 21, 20, 45, 34, 2, 1, 100, 97, 96, 95, 88, 87, 84, 83	P0 to P1, P10 to P11, P20 to P21, P31 to P40	I	Video Pixel Input Port.
3	INT	O	Interrupt. This pin can be active low or active high. When SDP/CP status bits change this pin triggers. The set of events which triggers an interrupt are under user control.

IC62 : ADV7401BS80

Pin No.	Mnemonic	Type	Function
4	HS/CS	O	HS is a Horizontal Synchronization Output Signal (SDP and CP modes). CS is a Digital Composite Synchronization Signal (and can be selected while in CP mode).
99	VS	O	Vertical Synchronization Output Signal (SDP and CP modes).
98	FIELD/DE	O	Field Synchronization Output Signal (all interlaced video modes). This pin also can be enabled as a Data Enable signal (DE) in CP mode to allow direct connection to a HDMI/DVI Tx IC.
81, 19	SDA1, SDA2	I/O	I ² C Port Serial Data Input/Output Pins. SDA1 is the data line for the Control port and SDA2 is the data line for the VBI readback port.
82, 16	SCLK1, SCLK2	I	I ² C port serial clock input (max clock rate of 400 kHz). SCLK1 is the clock line for the Control port and SCLK2 is the clock line for the VBI data readback port.
80	ALSB	I	This pin selects the I ² C address for the ADV7401 Control and VBI readback ports. ALSB set to a logic 0 sets the address for a write to control port of 0x40 and the readback address for the VBI port of 0x21. ALSB set to a logic high sets the address for a write to control port of 0x42 and the readback address for the VBI port of 0x23.
78	RESET	I	System reset input, active low. A minimum low reset pulse width of 5 ms is required to reset the ADV7401 circuitry.
36	LLC1	O	LLC1 is a line locked output clock for the pixel data (range is 12.825 MHz to 140 MHz for ADV7401KSTZ-140; 12.825 MHz to 110 MHz for ADV7401BSTZ-110; 12.825 MHz to 80 MHz for ADV7401BSTZ-80).
38	XTAL	I	Input pin for 28.6363 MHz crystal, or can be overdriven by an external 3.3 V 28.6363 MHz clock oscillator source to clock the ADV7401.
37	XTAL1	O	This pin should be connected to the 28.6363 MHz crystal or left as a no connect if an external 3.3 V 28.6363 MHz clock oscillator source is used to clock the ADV7401. In crystal mode the crystal must be a fundamental crystal.
46	ELPF	O	The recommend external loop filter must be connected to this ELPF pin.
70	TEST0	O	This pin should be left unconnected or alternatively tied to AGND.
59	TEST1	O	This pin should be left unconnected.
15	SFL/SYNC_OUT	O	Subcarrier Frequency Lock (SFL). This pin contains a serial output stream which can be used to lock the subcarrier frequency when this decoder is connected to any Analog Devices digital video encoder. SYNC_OUT is the sliced sync output signal only available in CP mode.
64	REFOUT	O	Internal Voltage Reference Output.
65	CML	O	Common-Mode Level Pin (CML)for the internal ADCs.
61, 62	CAPY1 to CAPY2	I	ADC Capacitor Network.
68, 69	CAPC1 to CAPC2	I	ADC Capacitor Network.
67	BIAS	O	External Bias Setting Pin. Connect the recommended resistor (1.35kΩ) between pin and ground.
86	HS_IN/CS_IN	I	Can be configured in CP mode to be either a digital HS input signal or a digital CS input signal used to extract timing in a 5-wire or 4-wire RGB mode.
85	VS_IN	I	VS input signal. Used in CP mode for 5-wire timing mode.
79	DE_IN	I	Data Enable Input Signal. Used in 24-bit digital input port mode (for example, processing 24-bit RGB data from a DVI Rx IC).
35	DCLK_IN	I	Clock Input Signal. Used in 24-bit digital input mode (for example, processing 24-bit RGB data from a DVI Rx IC) and also in digital CVBS input mode.
52	SOG	I	Sync on Green Input. Used in embedded sync mode.
77	SOY	I	Sync on Luma Input. Used in embedded sync mode.

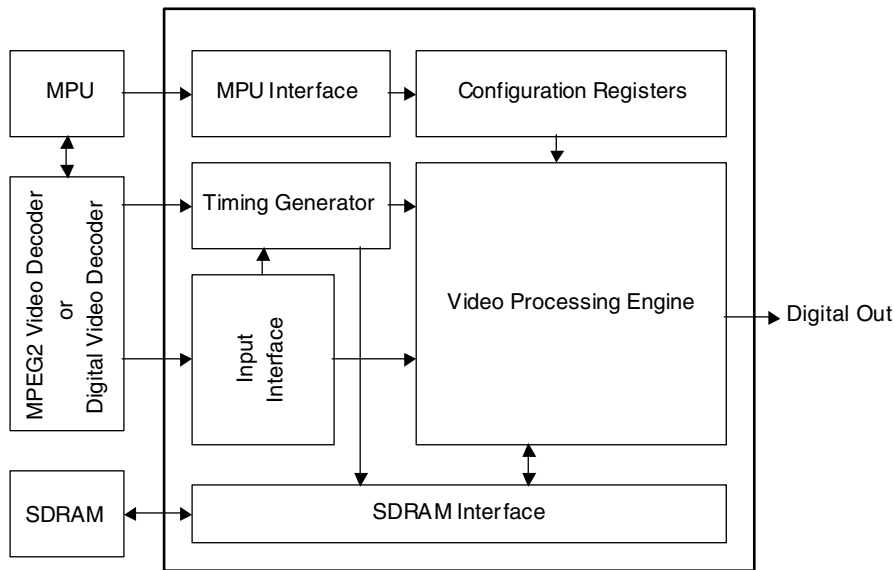


Fig. 2-1: System Block Diagram

**Pin Assignment
of
CD0040AF**

108	ovdd	109	cvdd	72	ivdd
107	ovss	110	MD7	71	cvdd
106	TEST4	111	MD8	70	ovss
105	TEST3	112	MD6	69	RFFI
104	WE	113	MD9	68	FILM
103	MCLK	114	ovdd	67	CO9
102	CAS	115	ovss	66	CO8
101	DQM	116	MD5	65	CO7
100	RAS	117	MD10	64	CO6
99	ovss	118	MD4	63	CO5
98	ovdd	119	MD11	62	ovss
97	MA9	120	ovdd	61	ovdd
96	MA11	121	ovss	60	CO4
95	MA8	122	MD3	59	CO3
94	MA10	123	MD12	58	CO2
93	ovdd	124	MD2	57	CO1
92	cvss	125	MD13	56	CO0
91	TEST5	126	ovss	55	ovss
90	ovss	127	cvss	54	cvss
89	MA7	128	ovdd	53	ovdd
88	MA0	129	MD1	52	YO0
87	MA6	130	MD14	51	YO1
86	MA1	131	MD0	50	YO2
85	ovss	132	MD15	49	YO3
84	ovdd	133	SLV	48	YO4
83	MA5	134	RFFO	47	ovss
82	MA2	135	SDA	46	ovdd
81	MA4	136	SCL	45	YO5
80	MA3	137	SRN	44	YO6
79	ovss	138	ovss	43	YO7
78	ovdd	139	cvdd	42	YO8
77	MD16	140	PLL_VDD	41	YO9
76	MD17	141	VPDX	40	CLKO
75	MD18	142	TEST6	39	TEST2
74	MD19	143	PLL_GND	38	TEST1
73	ovdd	144	ivdd	37	cvdd

IC63 : CD0040AF

No.	Name	I/O ¹	Attribute	Functional Description
1	OVDD	P	-	Positive supply voltage(+3.3V) for Pad Ring
2	CLKI	In	CMOS	System Clock Input (27MHz)
3	TEST7	In	CMOS	Test purpose only(must be connected to Ground)
4	PLL_EN	In	CMOS	PLL enable
5	P10	In	CMOS	ITU-R BT.656/601 Input (LSB)
6	P11	In	CMOS	ITU-R BT.656/601 Input
7	P12	In	CMOS	ITU-R BT.656/601 Input
8	P13	In	CMOS	ITU-R BT.656/601 Input
9	P14	In	CMOS	ITU-R BT.656/601 Input
10	P15	In	CMOS	ITU-R BT.656/601 Input
11	P16	In	CMOS	ITU-R BT.656/601 Input
12	P17	In	CMOS	ITU-R BT.656/601 Input
13	P18	In	CMOS	ITU-R BT.656/601 Input
14	P19	In	CMOS	ITU-R BT.656/601 Input (MSB)
15	NHSI	In	Schmitt	Active low horizontal sync input
16	NVSI	In	Schmitt	Active low vertical sync input
17	OVSS	P	-	Digital ground for Pad Ring
18	THMD	In	Schmitt	Through mode setting terminal. Usually, this must be connected to ground.
19	CVSS	P	-	Digital ground for Core
20	NVSO	Out	2mA	Active low vertical sync output (Interface or Progressive) Refer "11.2Video Output"
21	NHSO	Out	2mA	Active low horizontal sync output(Interface or Progressive) Refer "11.2Video Output"
22	PO9	Inout	CMOS / 2mA	ITU-R BT.656/601 output (MSB) / clamp signal output / ITU-R BT. 601 Cb Cr input(MSB)
23	PO8	Inout	CMOS / 2mA	ITU-R BT.656/601 output / Video active signal output / ITU-R BT. 601 CbCr input. Refer "11.1Video Input""11.2Video Output""11.3Through Mode"
24	PO7	Inout	CMOS / 2mA	ITU-R BT.656/601 output / Video blanking signal output / ITU-R BT. 601 CbCr input Refer "11.1Video Input""11.2Video Output"
25	PO6	Inout	CMOS / 2mA	ITU-R BT.656/601 output / ITU-R BT.601 CbCr input Refer "11.1Video Input""11.2Video Output""11.3Through Mode"
26	OVDD	P	-	Positive supply voltage (+3.3V) for Pad Ring
27	OVSS	P	-	Digital ground for Pad Ring
28	PO5	Inout	CMOS / 2mA	ITU-R BT.656/601 output / ITU-R BT.601 CbCr input Refer "11.1Video Input""11.2Video Output""11.3Through Mode"
29	PO4	Inout	CMOS / 2mA	ITU-R BT.656/601 output / ITU-R BT.601 CbCr input Refer "11.1Video Input""11.2Video Output""11.3Through Mode"
30	PO3	Inout	CMOS / 2mA	ITU-R BT.656/601 output / ITU-R BT.601 CbCr input Refer "11.1Video Input""11.2Video Output""11.3Through Mode"
31	PO2	Inout	CMOS / 2mA	ITU-R BT.656/601 output / ITU-R BT.601 CbCr input Refer "11.1Video Input""11.2Video Output""11.3Through Mode"
32	PO1	Inout	CMOS / 2mA	ITU-R BT.656/601 output / ITU-R BT.601 CbCr input ² Refer "11.1Video Input""11.2Video Output""11.3Through Mode"
33	PO0	Inout	CMOS / 2mA	ITU-R BT.656/601 output (LSB) / ITU-R BT.601 CbCr input ² Refer "11.1Video Input""11.2Video Output""11.3Through Mode"
34	TEST0	In	CMOS	Test purpose only (must be connected to ground)
35	OVSS	P	-	Digital ground for Pad Ring
36	OVDD	P	-	Positive supply voltage (+3.3V) for Pad Ring
37	CVDD	P	-	Digital positive supply voltage (+2.5V) for core
38	TEST1	In	CMOS	Test purpose only (must be connected to ground)
39	TEST2	In	CMOS	Test purpose only (must be connected to ground)
40	CLKO	Out	2mA	Clock output(27MHz)
41	YO9	Out	4mA	ANSI/SMPTE 293M Y output(MSB)
42	YO8	Out	4mA	ANSI/SMPTE 293M Y output
43	YO7	Out	4mA	ANSI/SMPTE 293M Y output
44	YO6	Out	4mA	ANSI/SMPTE 293M Y output
45	YO5	Out	4mA	ANSI/SMPTE 293M Y output
46	OVDD	P	-	Positive supply voltage (+3.3V) for Pad Ring
47	OVSS	P	-	Digital ground for Pad Ring
48	YO4	Out	4mA	ANSI/SMPTE 293M Y output
49	YO3	Out	4mA	ANSI/SMPTE 293M Y output
50	YO2	Out	4mA	ANSI/SMPTE 293M Y output
51	YO1	Out	4mA	ANSI/SMPTE 293M Y output
52	YO0	Out	4mA	ANSI/SMPTE 293M Y output (LSB)
53	OVDD	P	-	Positive supply voltage (+3.3V) for Pad Ring
54	CVSS	P	-	Digital ground for core
55	OVSS	P	-	Digital ground for Pad Ring
56	CO0	Out	4mA	ANSI/SMPTE 293M Cb/Cr output
57	CO1	Out	4mA	ANSI/SMPTE 293M Cb/Cr output
58	CO2	Out	4mA	ANSI/SMPTE 293M Cb/Cr output
59	CO3	Out	4mA	ANSI/SMPTE 293M Cb/Cr output
60	CO4	Out	4mA	ANSI/SMPTE 293M Cb/Cr output
61	OVDD	P	-	Positive supply voltage (+3.3V) for Pad Ring
62	OVSS	P	-	Digital ground for Pad Ring
63	CO5	Out	4mA	ANSI/SMPTE 293M Cb/Cr output
64	CO6	Out	4mA	ANSI/SMPTE 293M Cb/Cr output
65	CO7	Out	4mA	ANSI/SMPTE 293M Cb/Cr output
66	CO8	Out	4mA	ANSI/SMPTE 293M Cb/Cr output
67	CO9	Out	4mA	ANSI/SMPTE 293M Cb/Cr output (MSB)
68	FILM	Out	2mA	Film sequence detection flag output. Refer "11.4.1.9Film detection Flag Output"
69	RFFI	In	CMOS	MPEG flag (Repeat First Field) input port. Refer"11.4.1.6Film I/P Conversion""11.4.1.8Film Sequence Flag Control Mode"


No.	Name	I/O ¹	Attribute	Functional Description
70	OVSS	P	-	Digital ground for Pad Ring
71	CVDD	P	-	Digital positive supply voltage (+2.5V) for core
72	IVDD	P	-	Positive supply voltage (+3.3V) for Pad Ring
73	OVDD	P	-	Positive supply voltage (+3.3V) for Pad Ring
74	MD19	Inout	CMOS, pull-up / 4mA	Data input/output port for SDRAM
75	MD18	Inout	CMOS, pull-up / 4mA	Data input/output port for SDRAM
76	MD17	Inout	CMOS, pull-up / 4mA	Data input/output port for SDRAM
77	MD16	Inout	CMOS, pull-up / 4mA	Data input/output port for SDRAM
78	OVDD	P	-	Positive supply voltage (+3.3V) for Pad Ring
79	OVSS	P	-	Digital ground for Pad Ring
80	MA3	Out	4mA	Address output port for SDRAM
81	MA4	Out	4mA	Address output port for SDRAM
82	MA2	Out	4mA	Address output port for SDRAM
83	MA5	Out	4mA	Address output port for SDRAM
84	OVDD	P	-	Positive supply voltage (+3.3V) for Pad Ring
85	OVSS	P	-	Digital ground for Pad Ring
86	MA1	Out	4mA	Address output port for SDRAM
87	MA6	Out	4mA	Address output port for SDRAM
88	MA0	Out	4mA	Address output port for SDRAM (LSB)
89	MA7	Out	4mA	Address output port for SDRAM
90	OVSS	P	-	Digital ground for Pad Ring
91	IVSS	P	-	Digital ground for Pad Ring
92	CVSS	P	-	Digital ground for Pad Ring for Core
93	OVDD	P	-	Positive supply voltage (+3.3V) for Pad Ring
94	MA10	Out	4mA	Address output port for SDRAM
95	MA8	Out	4mA	Address output port for SDRAM
96	MA11	Out	4mA	Address output port for SDRAM (MSB)
97	MA9	Out	4mA	Address output port for SDRAM
98	OVDD	P	-	Positive supply voltage (+3.3V) for Pad Ring
99	OVSS	P	-	Digital ground for Pad Ring
100	RAS	Out	4mA	Row Address Strobe command output port for SDRAM
101	DOM	Out	4mA	DOM output port for SDRAM. In addition, please connect the CE terminal of SDRAM to the power supply of SDRAM
102	CAS	Out	4mA	Column Address Strobe command output port for SDRAM
103	MCLK	Out	4mA	Clock output port for SDRAM (54MHz)
104	WE	Out	4mA	Write Enable output port for SDRAM
105	TEST3	In	CMOS	Test purpose only (must be connected to ground)
106	TEST4	In	CMOS	Test purpose only (must be connected to ground)
107	OVSS	P	-	Digital ground for Pad Ring
108	OVDD	P	-	Positive supply voltage (+3.3V) for Pad Ring
109	CVDD	P	-	Digital positive supply voltage (+2.5V) for core
110	MD7	Inout	CMOS, pull-up / 4mA	Data input/output port for SDRAM
111	MD8	Inout	CMOS, pull-up / 4mA	Data input/output port for SDRAM
112	MD6	Inout	CMOS, pull-up / 4mA	Data input/output port for SDRAM
113	MD9	Inout	CMOS, pull-up / 4mA	Data input/output port for SDRAM
114	OVDD	P	-	Positive supply voltage (+3.3V) for Pad Ring
115	OVSS	P	-	Digital ground for Pad Ring
116	MD5	Inout	CMOS, pull-up / 4mA	Data input/output port for SDRAM
117	MD10	Inout	CMOS, pull-up / 4mA	Data input/output port for SDRAM
118	MD4	Inout	CMOS, pull-up / 4mA	Data input/output port for SDRAM
119	MD11	Inout	CMOS, pull-up / 4mA	Data input/output port for SDRAM
120	OVDD	P	-	Positive supply voltage (+3.3V) for Pad Ring
121	OVSS	P	-	Digital ground for Pad Ring
122	MD3	Inout	CMOS, pull-up / 4mA	Data input/output port for SDRAM
123	MD12	Inout	CMOS, pull-up / 4mA	Data input/output port for SDRAM
124	MD2	Inout	CMOS, pull-up / 4mA	Data input/output port for SDRAM
125	MD13	Inout	CMOS, pull-up / 4mA	Data input/output port for SDRAM
126	OVSS	P	-	Digital ground for Pad Ring
127	CVSS	P	-	Digital ground for core
128	OVDD	P	-	Positive supply voltage (+3.3V) for Pad Ring
129	MD1	Inout	CMOS, pull-up / 4mA	Data input/output port for SDRAM
130	MD14	Inout	CMOS, pull-up / 4mA	Data input/output port for SDRAM
131	MD0	Inout	CMOS, pull-up / 4mA	Data input/output port for SDRAM
132	MD15	Inout	CMOS, pull-up / 4mA	Data input/output port for SDRAM
133	SLV	In	CMOS	Slave address selection input for I2C. Slave address is set up to 0x72 when SLV is "0", 0x70 when "1".
134	RFFO	Out	2mA	MPEG flag (Repeat First Field) output port. If not used, leave open.
135	SDA	Inout	Schmitt, 3.3V / 4mA	Data input/output of MPU interface
136	SCL	In	Schmitt, 3.3V	Clock input of MPU interface
137	SRN	In	Schmitt	System reset input(negative)
138	OVSS	P	-	Digital ground for Pad Ring
139	CVDD	P	-	Digital positive supply voltage (+2.5V) for core
140	PLL_VDD	P	-	Digital positive supply voltage (+2.5V) for PLL
141	VPDX	In	CMOS	Must be connected to ground
142	TEST16	In	CMOS	Test purpose only (must be connected to ground)
143	PLL_GND	P	-	Ground for PLL
144	IVDD	P	-	Positive supply voltage (+3.3V) for Pad Ring

Note: *1 P10 and P11 should be connected to GND at the time of 8bit input.
*2 PO0 and PO1 should be connected to GND at the time of 8bit input.
*3 Although the same bidirectional buffer as PO is used in order to unite PO and timing at the time of PO input, it is always fixed as an input.
*4 The initial-setting value or the initial state in a reset period and after reset release.

IC64 : HY57V161610ET-7

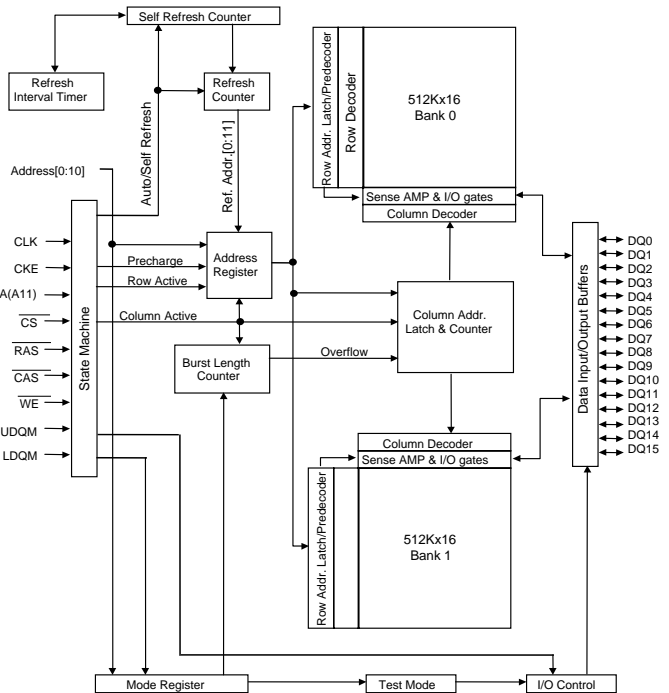
1Mx16 Synchronous DRAM

PIN CONFIGURATION



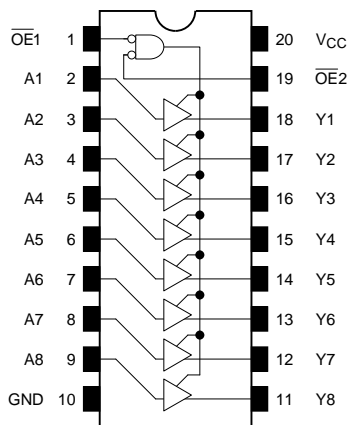
PIN DESCRIPTION

PIN	PIN NAME	DESCRIPTION
CLK	Clock	The system clock input. All other inputs are referenced to the SDRAM on the rising edge of CLK.
CKE	Clock Enable	Controls internal clock signal and when deactivated, the SDRAM will be one of the states among power down, suspend or self refresh.
CS	Chip Select	Command input enable or mask except CLK, CKE and DQM
BA	Bank Address	Select either one of banks during both RAS and CAS activity.
A0 - A10	Address	Row Address : RA0 - RA10, Column Address : CA0 - CA7 Auto-precharge flag : A10
RAS, CAS, WE	Row Address Strobe, Column Address Strobe, Write Enable	RAS, CAS and WE define the operation. Refer function truth table for details
LDQM, UDQM	Data Input/Output Mask	DQM control output buffer in read mode and mask input data in write mode
DQ0 - DQ15	Data Input/Output	Multiplexed data input / output pin
VDD/VSS	Power Supply/Ground	Power supply for internal circuit and input buffer
VDDQ/VSSQ	Data Output Power/Ground	Power supply for DQ
NC	No Connection	No connection

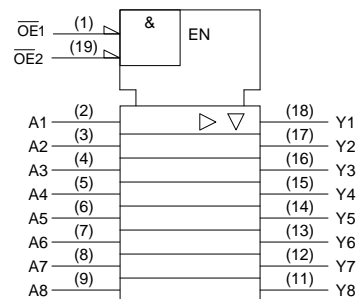


- IC65 : TC74VCX541FT
- IC66 : TC74VCX541FT
- IC67 : TC74VCX541FT
- IC68 : TC74VCX541FT
- IC69 : TC74VCX541FT
- IC70 : TC74VCX541FT

Pin Assignment (top view)



IEC Logic Symbol



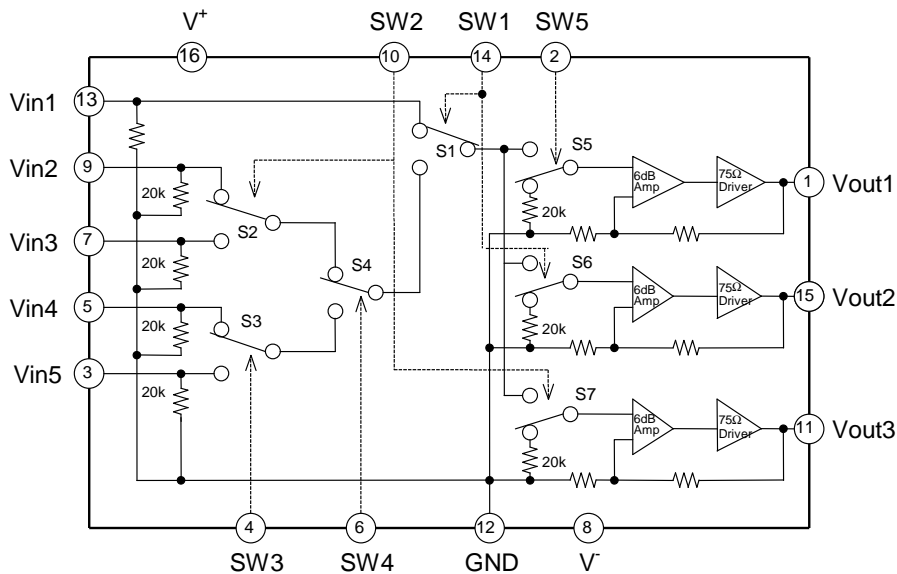
Truth Table

Inputs			Outputs
OE1	OE2	An	
H	X	X	Z
X	H	X	Z
L	L	H	H
L	L	L	L

X: Don't care

Z: High impedance

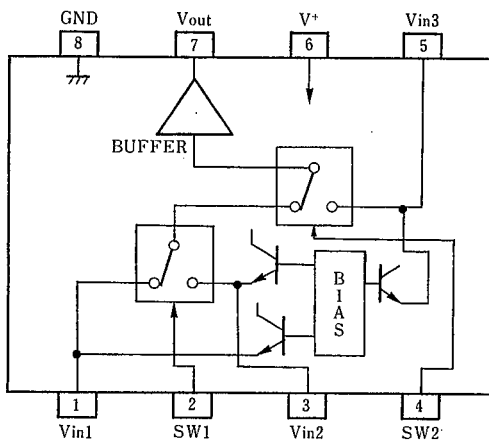
IC71 : NJM2595MTE1
IC72 : NJM2595MTE1
IC73 : NJM2595MTE1
IC81 : NJM2595MTE1



■ Control Signal vs. Output Signal (L=V_{CL}, H=V_{CH}, X=L or H)

SW1	SW2	SW3	SW4	SW5	Vout1	Vout2	Vout3
L	H	X	X	H	Vin1	MUTE	Vin1
	L			Vin1	MUTE	MUTE	MUTE
	H			MUTE	MUTE	MUTE	Vin1
H	L	X	L	H	Vin2	Vin2	MUTE
				L	MUTE	Vin2	MUTE
H	H	X	L	H	Vin3	Vin3	Vin3
				L	MUTE	Vin3	Vin3
H	H	L	H	H	Vin4	Vin4	Vin4
				L	MUTE	Vin4	Vin4
				H	Vin4	Vin4	MUTE
				L	MUTE	Vin4	MUTE
H	L	H	H	H	Vin5	Vin5	Vin5
				L	MUTE	Vin5	Vin5
				H	Vin5	Vin5	MUTE
				L	MUTE	Vin5	MUTE
L	L	X	X	L	MUTE	MUTE	MUTE

IC74 : NJM2535D

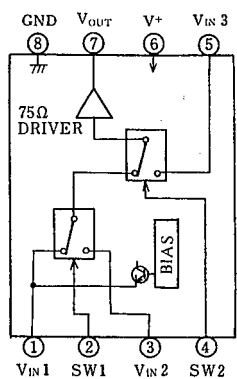


PIN FUNCTION

- 1 : Vin1
- 2 : SW1
- 3 : Vin2
- 4 : SW2
- 5 : V₊
- 6 : V₊
- 7 : V_{out}
- 8 : GND

SW1	SW2	OUTPUT SIGNAL
L	L	V _{IN1}
H	L	V _{IN2}
L/H	H	V _{IN3}

IC75 : NJM2264D

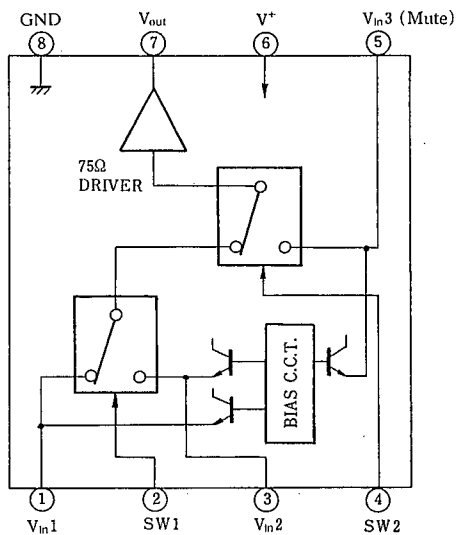


SW 1	SW 2	OUTPUT SIGNAL
L	L	V _{IN 1}
H	L	V _{IN 2}
L/H	H	V _{IN 3}

IC76 : NJM2244D

IC77 : NJM2244D

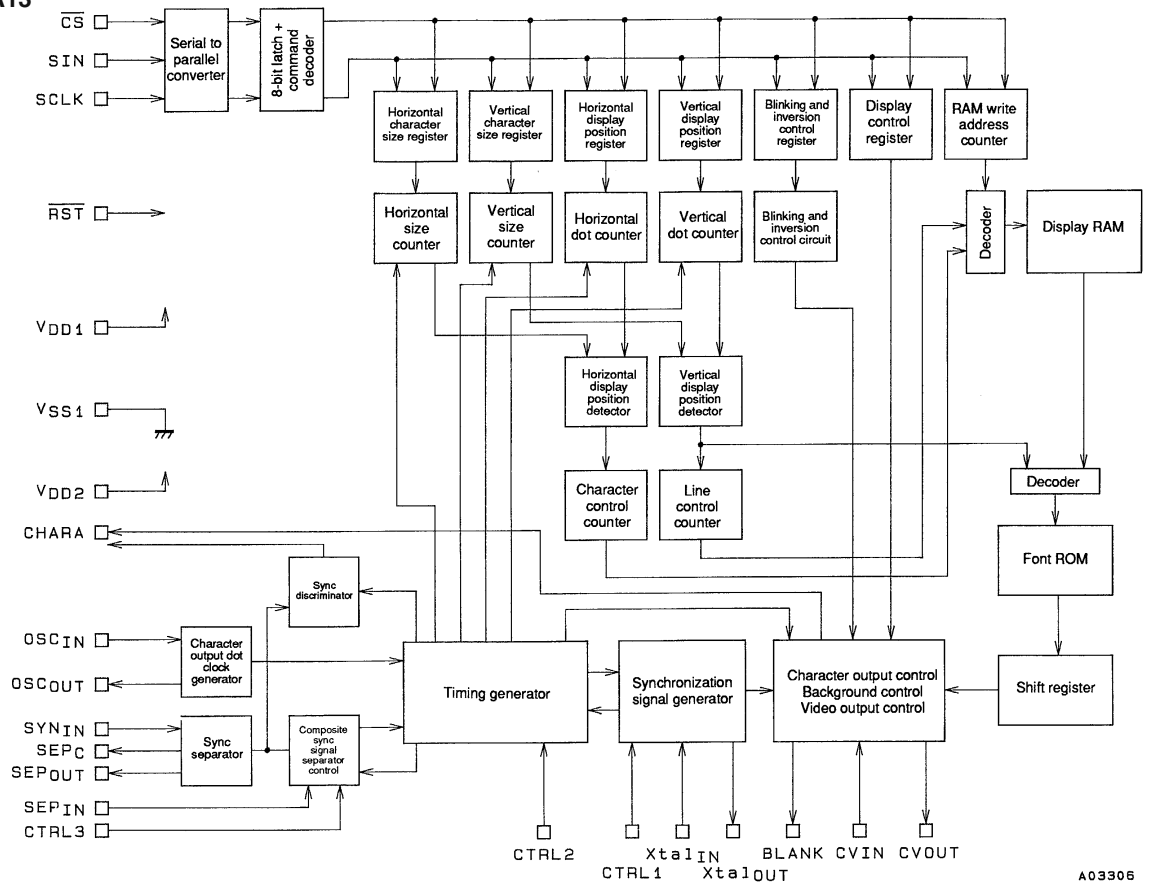
IC82 : NJM2244D



SW 1	SW 2	OUTPUT SIGNAL
L	L	V _{IN 1}
H	L	V _{IN 2}
L/H	H	V _{IN 3}

note): Input clamp voltage is about 2/5 of supply voltage.

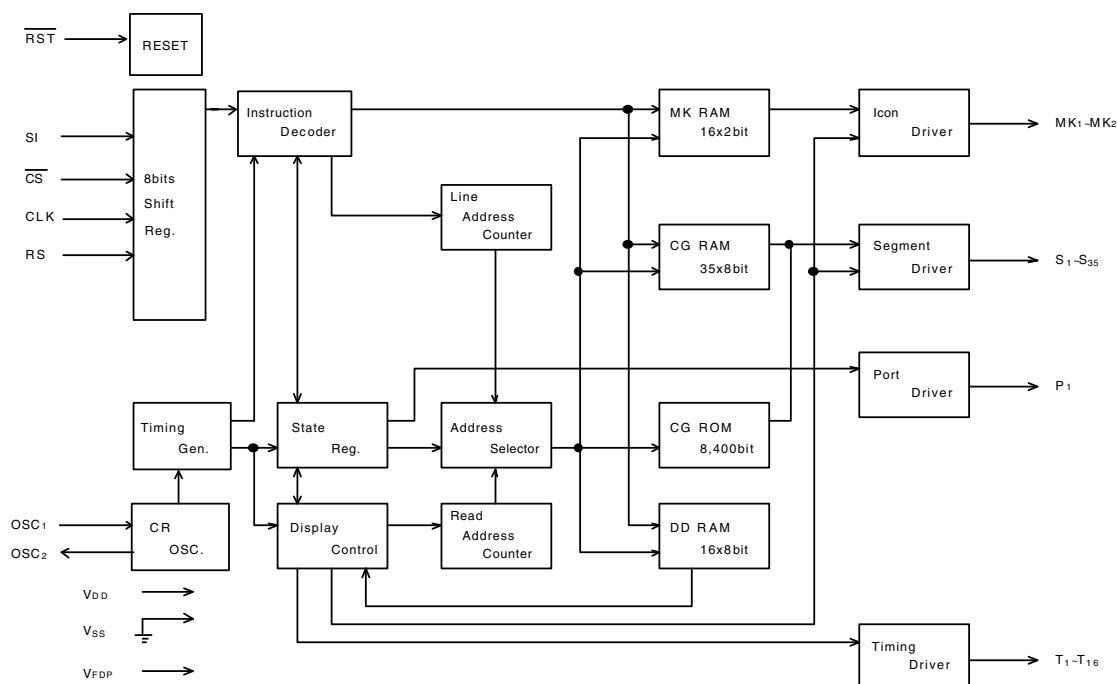
IC78 : LC747828A13



A03305

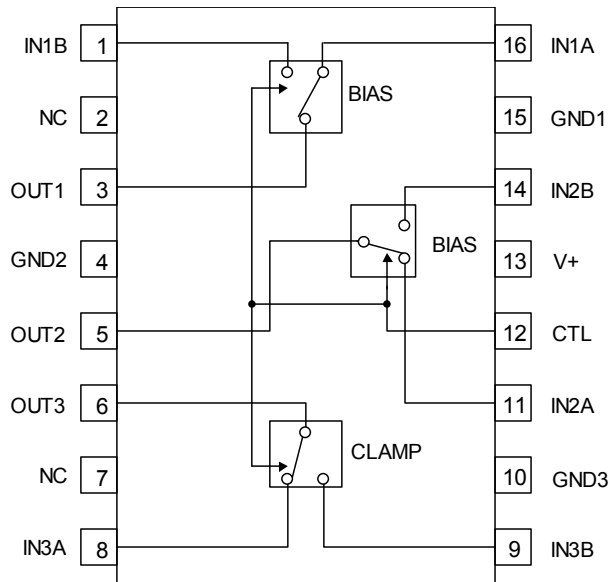
Pin No.	Symbol	Function	Description
1	V _{SS1}	Ground	Ground connection (digital system ground)
2	Xtal _{IN}	Crystal oscillator connection	Used to connect the crystal oscillator and capacitor used to generate the internal synchronization signal, or to input an external clock (2fsc or 4fsc).
3	Xtal _{OUT}		
4	CTRL1	Crystal oscillator input switching	Switches between external clock input mode and crystal oscillator mode. Low = crystal oscillator mode, high = external clock mode
5	BLANK	Blanking output	Outputs the blank signal (the OR of the character and border signals). (Outputs a composite sync signal when MOD0 is high.) Outputs the crystal oscillator clock during reset (when the RST pin is low), but can be set up to not output this signal by microprocessor command.
6	OSC _{IN}	LC oscillator connection	Connections for the coil and capacitor that form the oscillator that generates the character output dot clock.
7	OSC _{OUT}		
8	CHARA	Character output	Outputs the character signal. (Functions as the external synchronization signal discrimination signal output pin when MOD0 is high, and outputs the state of the judgment as to whether the external synchronization signal is present or not. Outputs a high level when the synchronization signal is present.) Outputs the dot clock (LC oscillator) during reset, but can be set up to not output this signal by microprocessor command.
9	CS	Enable input	Serial data input enable input. Serial data input is enabled when low. A pull-up resistor is built in (hysteresis input).
10	SCLK	Clock input	Serial data input clock input. A pull-up resistor is built in (hysteresis input).
11	SIN	Data input	Serial data input. A pull-up resistor is built in (hysteresis input).
12	V _{DD2}	Power supply	Composite video signal level adjustment power supply pin (analog system power supply).
13	CV _{OUT}	Video signal output	Composite video signal output
14	NC		Must be either connected to ground or left open.
15	CV _{IN}	Video signal input	Composite video signal input
16	V _{DD1}	Power supply	Power supply (+5 V: digital system power supply)
17	SYN _{IN}	Sync separator circuit input	Video signal input for the built-in sync separator circuit (Used for either horizontal synchronization signal or composite sync signal input when the built-in sync separator circuit is not used.)
18	SEP _C	Sync separator circuit bias voltage	Built-in sync separator circuit bias voltage monitor pin
19	SEP _{OUT}	Composite sync signal output	Built-in sync separator circuit composite sync signal output. (When MOD1 is high, outputs a high level during internal synchronization and a low level during external synchronization.) (Outputs the SYN _{IN} input signal when the internal sync separator circuit is not used.)
20	SEP _{IN}	Vertical synchronization signal input	Inputs a vertical synchronization signal created by integrating the SEP _{OUT} pin output signal. An integrator must be attached at the SEP _{OUT} pin. This pin must be tied to V _{DD1} if unused.
21	CTRL2	NTSC/PAL-M switching input	The setting indicated by this pin takes priority in switching between the NTSC, PAL, PAL-M and PAL-N formats. A low level selects NTSC after a reset. The microprocessor command NTSC, PAL, PAL-M, or PAL-N setting is valid. High = PAL-M format.
22	CTRL3	SEP _{IN} input control	Controls whether or not the $\overline{\text{VSYNC}}$ signal is input to the SEP _{IN} input. Low = $\overline{\text{VSYNC}}$ input, high = $\overline{\text{VSYNC}}$ not input.
23	$\overline{\text{RST}}$	Reset input	System reset input. A pull-up resistor is built in (hysteresis input).
24	V _{DD1}	Power supply (+5 V)	Power supply (+5 V: digital system power supply)

IC81 : NJU3430F



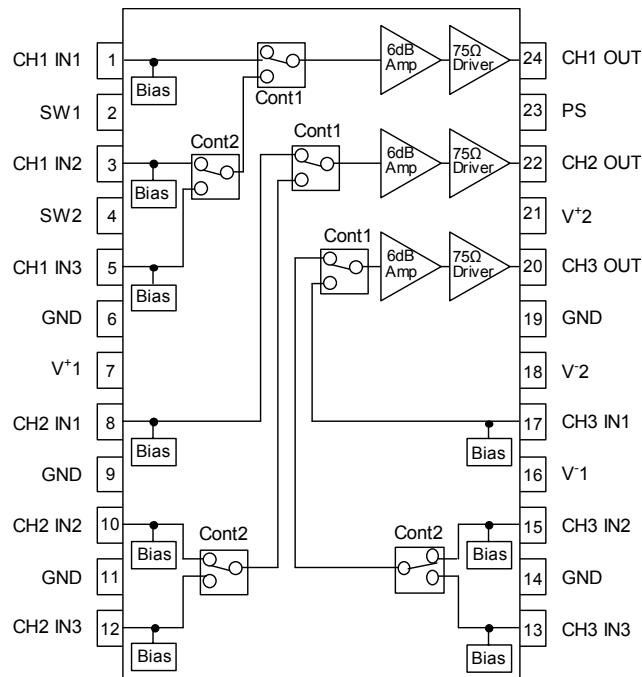
No.	SYMBOL	I/O	F U N C T I O N
57	VDD	-	Power Source : VDD=+3.0 to 5.5V
49	VSS	-	GND : VSS=0V
48	VFDP	-	VFD Driving Power Source VDD-20V to VDD-45V
50	OSC1	I	CR Oscillation Terminal External R and C connect to these terminals. (Target fOSC=360kHz)
51	OSC2	O	
54	CLK	I	Serial Clock Input Terminal The serial data input synchronizing the rise edge of this terminal.
53	CS	I	Chip Select Terminal When the CS terminal is "H" the serial data input is not available.
55	SI	I	Serial Data Input Terminal The data input is MSB first.
56	RS	I	Register Selection Signal Input Terminal RS="0" : Instruction Register RS="1" : Data Register
52	RST	I	Reset Terminal RST="L" : Reset -Each Address : (00)H -Each RAM Data : Unfixed -Display Digits : 16-digit -Contrast Control : 8/16 Dury -All Display Off -All Outputs are "L"
61 to 64, 1 to 31	S1 to S35	O	Segment Output Terminals (Internal Pull-down Resistance)
32 to 47	T1 to T16	O	Timing Output Terminals (Internal Pull-down Resistance)
60 59	MK1 MK2	O	Icon Output Terminals (Internal Pull-down Resistance)
58	P1	O	Output Port Terminal This terminal is suitable for LED.

IC91 : NJM2584M
IC92 : NJM2584M
IC93 : NJM2584M
IC96 : NJM2584M (SR8002 only)
IC97 : NJM2584M (SR8002 only)
IC98 : NJM2584M (SR8002 only)



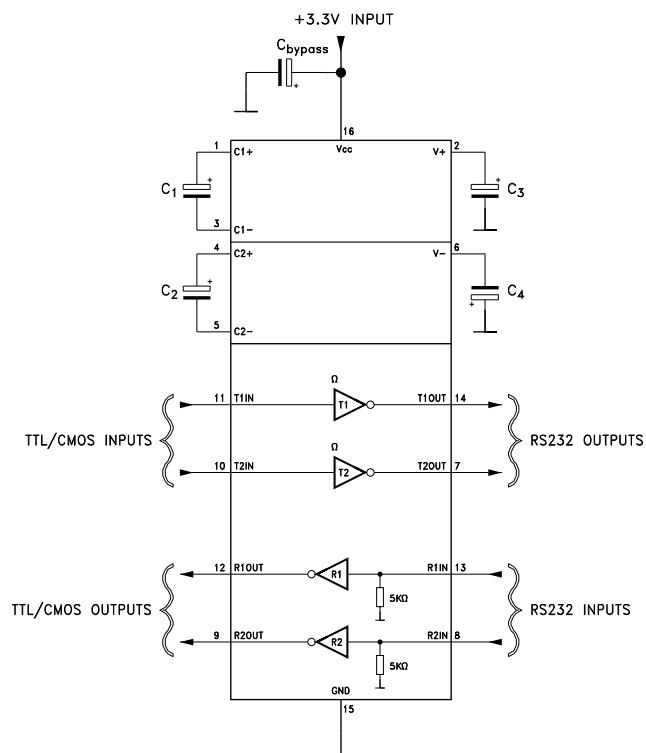
PIN	MODE	NOTES
Control	H	B channel output
	L	A channel output
	OPEN	A channel output

IC94 : NJM2586AM
IC99 : NJM2586AM (SR8002 only)



PARAMETER	STATUS	NOTE
PS	H	Power Save: OFF
	L	Power Save: ON
	OPEN	Power Save: ON

PARAMETER	STATUS		NOTE
	SW1	SW2	
SW1, SW2I	L, OPEN	X	IN1 (X=don't care)
	H	L, OPEN	IN2
	H	H	IN3



PIN DESCRIPTION

PIN N°	SYMBOL	NAME AND FUNCTION
1	C ₁ +	Positive Terminal for the first Charge Pump Capacitor
2	V+	Doubled Voltage Terminal
3	C ₁ -	Negative Terminal for the first Charge Pump Capacitor
4	C ₂ +	Positive Terminal for the second Charge Pump Capacitor
5	C ₂ -	Negative Terminal for the second Charge Pump Capacitor
6	V-	Inverted Voltage Terminal
7	T ₂ OUT	Second Transmitter Output Voltage
8	R ₂ IN	Second Receiver Input Voltage
9	R ₂ OUT	Second Receiver Output Voltage
10	T ₂ IN	Second Transmitter Input Voltage
11	T ₁ IN	First Transmitter Input Voltage
12	R ₁ OUT	First Receiver Output Voltage
13	R ₁ IN	First Receiver Input Voltage
14	T ₁ OUT	First Transmitter Output Voltage
15	GND	Ground
16	V _{CC}	Supply Voltage

14. ELECTRICAL PARTS LIST

PARTS INFORMATION

RESISTORS

- 1) 00MGD05 × × × 140, Carbon film fixed resistor, ±5% 1/4W
- 2) 00MGD05 × × × 160, Carbon film fixed resistor, ±5% 1/6W

① — Resistance value

Examples ;

① Resistance value

0.1Ω 001	10Ω 100	1kΩ 102	100kΩ 104
0.5Ω 005	18Ω 180	2.7kΩ 272	680kΩ 684
1Ω 010	100Ω 101	10kΩ 103	1MΩ 105
6.8Ω 068	390Ω 391	22kΩ 223	4.7MΩ 475

Note : Please distinguish 1/4W from 1/6W by the shape of parts used actually.

CAPACITORS

CERAMIC CAP.

- 3) 00MDD1 × × × × 370, Ceramic capacitor
Disc type
Temp.coeff.P350 ~ N1000, 50V
- ② — Capacity value
③ — Tolerance

Examples ;

② Tolerance (Capacity deviation)

±0.25pF.....0
±0.5pF.....1
±5%.....5

* Tolerance of COMMON PARTS handled here are as follows :

0.5pF ~ 5pF ±0.25pF
6pF ~ 10pF ±0.5pF
12pF ~ 560pF ±5%

③ Capacity value

0.5pF 005	3pF 030	100pF 101
1pF 010	10pF 100	220pF 221
1.5pF 015	47pF 470	560pF 561

CERAMIC CAP.

- 4) 00MDK16 × × × 300, High dielectric constant ceramic capacitor
Disc type
Temp.chara. 2B4, 50V
- ④ — Capacity value

Examples ;

④ Capacity value

100pF 101	1000pF 102	10000pF 103
470pF 471	2200pF 222	

ELECTROLY CAP. (Z)

- 5) 00MEA × × × × × 10, Electrolytic capacitor
One-way lead type, Tolerance ±20%
- ⑤ — Working voltage
⑥ — Capacity value

Examples ;

⑤ Capacity value

0.1μF.....104	4.7μF475	100μF ... 107
0.33μF.....334	10μF ... 106	330μF ... 337
1μF.....105	22μF226	1100μF ... 118
		2200μF ... 228

⑥ Working voltage

6.3V.....006	25V025
10V.....010	35V035
16V.....016	50V050

FILM CAP. (+)

- 6) 00MDF15 × × × 350 Plastic film capacitor
One-way type, Mylar ±5% 50V
 - 00MDF15 × × × 310 Plastic film capacitor
One-way type, Mylar ±10% 50V
- ⑦ — Capacity value

Examples ;

⑦ Capacity value

0.001μF (1000pF) 102	0.1μF 104
0.0018μF.....182	0.56μF 564
0.01μF.....103	1μF 105
0.015μF.....153	

NOTE ON SAFETY FOR FUSIBLE RESISTOR :

The suppliers and their type numbers of fusible resistors are as follows;

1. KOA Corporation

Part No. (MJI)	Type No. (KOA)	Description
00MNH05 × × × 140	→ RF25S × × × × ΩJ	(±5% 1/4W)
00MNH05 × × × 120	→ RF50S × × × × ΩJ	(±5% 1/2W)
00MNH85 × × × 110	→ RF73B2A × × × × ΩJ	(±5% 1/10W)
00MNH95 × × × 140	→ RF73B2E × × × × ΩJ	(±5% 1/4W)

* Resistance value Resistance value (0.1 – 10kΩ)

2. Matsushita Electronic Components Co., Ltd

Part No. (MJI)	Type No. (MEC)	Description
00MNF05 × × × 140	→ ERD-2FCJ × × ×	(±5% 1/4W)
00MRF05 × × × 140		
00MNF02 × × × 140	→ ERD-2FCG × × ×	(±2% 1/4W)
00MRF02 × × × 140		

* Resistance value * Resistance value

Examples ;

* Resistance value

0.1Ω 001	10Ω 100	1kΩ 102	100kΩ 104
0.5Ω 005	18Ω 180	2.7kΩ 272	680kΩ 684
1Ω 010	100Ω 101	10kΩ 103	1MΩ 105
6.8Ω 068	390Ω 391	22kΩ 223	4.7MΩ 475

ABBREVIATION AND MARKS

ANT. : ANTENNA	BATT. : BATTERY
CAP. : CAPACITOR	CER. : CERAMIC
CONN. : CONNECTING	DIG. : DIGITAL
HP : HEADPHONE	MIC. : MICROPHONE
μ-PRO : MICROPROCESSOR	REC. : RECORDING
RES. : RESISTOR	SPK : SPEAKER
SW : SWITCH	TRANSF. : TRANSFORMER
TRIM. : TRIMMING	TRS. : TRANSISTOR
VAR. : VARIABLE	X'TAL : CRYSTAL

NOTE ON FUSE :

Regarding to all parts of parts code **00MFS20xxx2xx**, replace only with Wickmann-Werke GmbH, Type 372 non glass type fuse.

NOTE ON SAFETY :

Symbol **⚠** Fire or electrical shock hazard. Only original parts should be used to replaced any part marked with symbol **⚠**. Any other component substitution (other than original type), may increase risk of fire or electrical shock hazard.

安全上の注意 :

⚠がついている部品は、安全上重要な部品です。必ず指定されている部品番号の部品を使用して下さい。

P.W.B. NAME	POS. NO.	VERS. COLOR	PART NO. (FOR EUR)	PART NO. (MZ)	PART NAME	DESCRIPTION
7.1CH INPUT PWB (CUP11869Y-6)						
7.1IN	BN26		nsp	nsp	CORD	WIRE ASSY CWB1B915080EN
7.1IN	C225		nsp	nsp	CER. CAP.	470PF 50V KB CCKT1H471KB
7.1IN	C226		nsp	nsp	CER. CAP.	470PF 50V KB CCKT1H471KB
7.1IN	C227		nsp	nsp	CER. CAP.	470PF 50V KB CCKT1H471KB
7.1IN	C228		nsp	nsp	CER. CAP.	470PF 50V KB CCKT1H471KB
7.1IN	C229		nsp	nsp	CER. CAP.	470PF 50V KB CCKT1H471KB
7.1IN	C230		nsp	nsp	CER. CAP.	470PF 50V KB CCKT1H471KB
7.1IN	C231		nsp	nsp	CER. CAP.	470PF 50V KB CCKT1H471KB
7.1IN	C232		nsp	nsp	CER. CAP.	470PF 50V KB CCKT1H471KB
7.1IN	J870		nsp	nsp	CORD	SN95/PB5 0.6 C3A206
7.1IN	JK25		90M-YT004050R	90M-YT004050R	TERMINAL	RCA-401DA-16 CJJ4P052Z
7.1IN	JK26		90M-YT004040R	90M-YT004040R	TERMINAL	RCA-401DA-28 CJJ4P051Z
7.1IN	R225		nsp	nsp	RES.	100 OHM 1/5W J CRD20TJ101T
7.1IN	R226		nsp	nsp	RES.	100 OHM 1/5W J CRD20TJ101T
7.1IN	R227		nsp	nsp	RES.	100 OHM 1/5W J CRD20TJ101T
7.1IN	R228		nsp	nsp	RES.	100 OHM 1/5W J CRD20TJ101T
7.1IN	R229		nsp	nsp	RES.	100 OHM 1/5W J CRD20TJ101T
7.1IN	R230		nsp	nsp	RES.	100 OHM 1/5W J CRD20TJ101T
7.1IN	R231		nsp	nsp	RES.	100 OHM 1/5W J CRD20TJ101T
7.1IN	R232		nsp	nsp	RES.	100 OHM 1/5W J CRD20TJ101T
7.1CH PREOUT PWB (CUP11874X-4)						
7.1PRE	BN22		nsp	nsp	CORD	WIRE ASSY CWB1B915250EN
7.1PRE	C170		nsp	nsp	CER. CAP.	470PF 50V KB CCKT1H471KB
7.1PRE	C171		nsp	nsp	CER. CAP.	470PF 50V KB CCKT1H471KB
7.1PRE	C172		nsp	nsp	CER. CAP.	470PF 50V KB CCKT1H471KB
7.1PRE	C173		nsp	nsp	CER. CAP.	470PF 50V KB CCKT1H471KB
7.1PRE	C174		nsp	nsp	CER. CAP.	470PF 50V KB CCKT1H471KB
7.1PRE	C175		nsp	nsp	CER. CAP.	470PF 50V KB CCKT1H471KB
7.1PRE	C176		nsp	nsp	CER. CAP.	470PF 50V KB CCKT1H471KB
7.1PRE	C177		nsp	nsp	CER. CAP.	470PF 50V KB CCKT1H471KB
7.1PRE	JK60		90M-YT004050R	90M-YT004050R	TERMINAL	RCA-401DA-16 CJJ4P052Z
7.1PRE	JK61		90M-YT004040R	90M-YT004040R	TERMINAL	RCA-401DA-28 CJJ4P051Z
AMP PWB (CUP12005Z)						
AMP	BN66		nsp	nsp	CORD	WIRE ASSY CWB1D906050EN
AMP	BN68		nsp	nsp	CORD	WIRE ASSY 5P 550MM CWZSR7002BN68
AMP	BN83		nsp	nsp	CORD	WIRE ASSY 2P 600MM CWZSR7002CN83
AMP	C401		nsp	00MOA10605020	ELECT CAP.	10UF 50V CCEA1HH100T
AMP	C402		nsp	00MOA10605020	ELECT CAP.	10UF 50V CCEA1HH100T
AMP	C403		nsp	nsp	CER. CAP.	330PF 50V KB CCKT1H331KB
AMP	C404		nsp	nsp	CER. CAP.	330PF 50V KB CCKT1H331KB
AMP	C405		nsp	nsp	CER. CAP.	10PF 50V DC CCCT1H100DC
AMP	C406		nsp	nsp	CER. CAP.	10PF 50V DC CCCT1H100DC
AMP	C407		90M-OF100630R	90M-OF100630R	FILM CAP.	63V/2200UF DMF-5 CCME1J222JB03T
AMP	C408		90M-OF100630R	90M-OF100630R	FILM CAP.	63V/2200UF DMF-5 CCME1J222JB03T
AMP	C409		nsp	00MOA22605020	ELECT CAP.	22UF 50V RA-2 CCEA1HRA220T
AMP	C410		nsp	00MOA22605020	ELECT CAP.	22UF 50V RA-2 CCEA1HRA220T
AMP	C411		nsp	00MOA10710020	ELECT CAP.	100UF 100V RA-2 CCEA2ARA101E
AMP	C412		nsp	00MOA10710020	ELECT CAP.	100UF 100V RA-2 CCEA2ARA101E
AMP	C413		nsp	00MOA10710020	ELECT CAP.	100UF 100V RA-2 CCEA2ARA101E
AMP	C414		nsp	00MOA10710020	ELECT CAP.	100UF 100V RA-2 CCEA2ARA101E
AMP	C419		nsp	00MOA10705020	ELECT CAP.	100UF 50V RA-2 CCEA1HRA101T
AMP	C420		nsp	00MOA10705020	ELECT CAP.	100UF 50V RA-2 CCEA1HRA101T
AMP	C421		nsp	00MOA10702520	ELECT CAP.	100UF 25V CCEA1EH101T
AMP	C422		nsp	00MOA10702520	ELECT CAP.	100UF 25V CCEA1EH101T
AMP	C501		nsp	00MOA10605020	ELECT CAP.	10UF 50V CCEA1HH100T
AMP	C502		nsp	00MOA10605020	ELECT CAP.	10UF 50V CCEA1HH100T
AMP	C503		nsp	nsp	CER. CAP.	330PF 50V KB CCKT1H331KB
AMP	C504		nsp	nsp	CER. CAP.	330PF 50V KB CCKT1H331KB
AMP	C505		nsp	nsp	CER. CAP.	10PF 50V DC CCCT1H100DC
AMP	C506		nsp	nsp	CER. CAP.	10PF 50V DC CCCT1H100DC
AMP	C507		90M-OF100630R	90M-OF100630R	FILM CAP.	63V/2200UF DMF-5 CCME1J222JB03T
AMP	C508		90M-OF100630R	90M-OF100630R	FILM CAP.	63V/2200UF DMF-5 CCME1J222JB03T
AMP	C509		nsp	00MOA22605020	ELECT CAP.	22UF 50V RA-2 CCEA1HRA220T
AMP	C510		nsp	00MOA22605020	ELECT CAP.	22UF 50V RA-2 CCEA1HRA220T
AMP	C511		nsp	00MOA10710020	ELECT CAP.	100UF 100V RA-2 CCEA2ARA101E
AMP	C512		nsp	00MOA10710020	ELECT CAP.	100UF 100V RA-2 CCEA2ARA101E

NOTE : *nsp* PART IS LISTED FOR REFERENCE ONLY, MARANTZ WILL NOT SUPPLY THESE PARTS.

P.W.B. NAME	POS. NO.	VERS. COLOR	PART NO. (FOR EUR)	PART NO. (MZ)	PART NAME	DESCRIPTION
AMP	C513		nsp	00MOA10710020	ELECT CAP.	100UF 100V RA-2 CCEA2ARA101E
AMP	C514		nsp	00MOA10710020	ELECT CAP.	100UF 100V RA-2 CCEA2ARA101E
AMP	C519		nsp	00MOA10705020	ELECT CAP.	100UF 50V RA-2 CCEA1HRA101T
AMP	C520		nsp	00MOA10705020	ELECT CAP.	100UF 50V RA-2 CCEA1HRA101T
AMP	C521		nsp	00MOA10702520	ELECT CAP.	100UF 25V CCEA1EH101T
AMP	C522		nsp	00MOA10702520	ELECT CAP.	100UF 25V CCEA1EH101T
AMP	C601		nsp	00MOA10605020	ELECT CAP.	10UF 50V CCEA1HH100T
AMP	C602		nsp	00MOA10605020	ELECT CAP.	10UF 50V CCEA1HH100T
AMP	C603		nsp	nsp	CER. CAP.	330PF 50V KB CKCT1H331KB
AMP	C604		nsp	nsp	CER. CAP.	330PF 50V KB CKCT1H331KB
AMP	C605		nsp	nsp	CER. CAP.	10PF 50V DC CCCT1H100DC
AMP	C606		nsp	nsp	CER. CAP.	10PF 50V DC CCCT1H100DC
AMP	C607		90M-OF100630R	90M-OF100630R	FILM CAP.	63V/2200UF DMF-5 CCME1J222JB03T
AMP	C608		90M-OF100630R	90M-OF100630R	FILM CAP.	63V/2200UF DMF-5 CCME1J222JB03T
AMP	C609		nsp	00MOA22605020	ELECT CAP.	22UF 50V RA-2 CCEA1HRA220T
AMP	C610		nsp	00MOA22605020	ELECT CAP.	22UF 50V RA-2 CCEA1HRA220T
AMP	C611		nsp	00MOA10710020	ELECT CAP.	100UF 100V RA-2 CCEA2ARA101E
AMP	C612		nsp	00MOA10710020	ELECT CAP.	100UF 100V RA-2 CCEA2ARA101E
AMP	C613		nsp	00MOA10710020	ELECT CAP.	100UF 100V RA-2 CCEA2ARA101E
AMP	C614		nsp	00MOA10710020	ELECT CAP.	100UF 100V RA-2 CCEA2ARA101E
AMP	C619		nsp	00MOA10705020	ELECT CAP.	100UF 50V RA-2 CCEA1HRA101T
AMP	C620		nsp	00MOA10705020	ELECT CAP.	100UF 50V RA-2 CCEA1HRA101T
AMP	C621		nsp	00MOA10702520	ELECT CAP.	100UF 25V CCEA1EH101T
AMP	C622		nsp	00MOA10702520	ELECT CAP.	100UF 25V CCEA1EH101T
AMP	C701		nsp	00MOA10605020	ELECT CAP.	10UF 50V CCEA1HH100T
AMP	C703		nsp	nsp	CER. CAP.	330PF 50V KB CKCT1H331KB
AMP	C705		nsp	nsp	CER. CAP.	10PF 50V DC CCCT1H100DC
AMP	C707		90M-OF100630R	90M-OF100630R	FILM CAP.	63V/2200UF DMF-5 CCME1J222JB03T
AMP	C709		nsp	00MOA22605020	ELECT CAP.	22UF 50V RA-2 CCEA1HRA220T
AMP	C711		nsp	00MOA10710020	ELECT CAP.	100UF 100V RA-2 CCEA2ARA101E
AMP	C713		nsp	00MOA10710020	ELECT CAP.	100UF 100V RA-2 CCEA2ARA101E
AMP	C719		nsp	00MOA10705020	ELECT CAP.	100UF 50V RA-2 CCEA1HRA101T
AMP	C721		nsp	00MOA10702520	ELECT CAP.	100UF 25V CCEA1EH101T
AMP	C722		nsp	00MOA10702520	ELECT CAP.	100UF 25V CCEA1EH101T
AMP	C810		90M-OF100490R	90M-OF100490R	FILM CAP.	0.1UF 250V KCME2E104JP04T
AMP	C811		90M-OF100490R	90M-OF100490R	FILM CAP.	0.1UF 250V KCME2E104JP04T
AMP	C812		nsp	nsp	CER. CAP.	0.01UF 50V Z CCFT1H103ZF
AMP	C813		nsp	00MOA47605020	ELECT CAP.	47UF 50V CCEA1HH470T
AMP	C814		nsp	00MOA47505020	ELECT CAP.	4.7UF 50V CCEA1HH47R7T
AMP	C815		nsp	nsp	CER. CAP.	0.01UF 50V Z CCFT1H103ZF
AMP	C816		nsp	nsp	FILM CAP.	0.1UF 50V ZF CCFT1H104ZF
AMP	C817		nsp	nsp	CER. CAP.	0.01UF 50V Z CCFT1H103ZF
AMP	CN23		nsp	nsp	CONN.	9P STRAIGHT CJP09GA19ZY
AMP	CN24		nsp	nsp	CONN.	7P STRAIGHT CJP07GA19ZY
AMP	CN41		nsp	nsp	CONN.	STRAIGHT 2PIN CJP02GA01ZY
AMP	CN42		nsp	nsp	CONN.	STRAIGHT 2PIN CJP02GA01ZY
AMP	CN51		nsp	nsp	CONN.	STRAIGHT 2PIN CJP02GA01ZY
AMP	CN52		nsp	nsp	CONN.	STRAIGHT 2PIN CJP02GA01ZY
AMP	CN61		nsp	nsp	CONN.	STRAIGHT 2PIN CJP02GA01ZY
AMP	CN62		nsp	nsp	CONN.	STRAIGHT 2PIN CJP02GA01ZY
AMP	CN71		nsp	nsp	CONN.	STRAIGHT 2PIN CJP02GA01ZY
AMP	CN73		nsp	nsp	CONN.	A3963WV2-6P CJP06GA148ZW
AMP	CN81		nsp	nsp	CONN.	STRAIGHT 2PIN CJP02GA01ZY
AMP	CN82		nsp	nsp	CONN.	STRAIGHT 3PIN CJP03GA19ZY
AMP	CN83		nsp	nsp	CONN.	2PIN CJP02GA19ZY CJP02GA19ZY
AMP	CN84		nsp	nsp	CONN.	STRAIGHT 2PIN CJP02GA01ZY
AMP	D401		nsp	00MHD20015210	DIODE	1SS133T-77 CVD1SS133MT
AMP	D402		nsp	00MHD20015210	DIODE	1SS133T-77 CVD1SS133MT
AMP	D403		nsp	00MHD20015210	DIODE	1SS133T-77 CVD1SS133MT
AMP	D404		nsp	00MHD20015210	DIODE	1SS133T-77 CVD1SS133MT
AMP	D405		nsp	00MHD20015210	DIODE	1SS133T-77 CVD1SS133MT
AMP	D406		nsp	00MHD20015210	DIODE	1SS133T-77 CVD1SS133MT
AMP	D407		nsp	00MHD20015210	DIODE	1SS133T-77 CVD1SS133MT
AMP	D408		nsp	00MHD20015210	DIODE	1SS133T-77 CVD1SS133MT
AMP	D409		90M-HD302380R	90M-HD302380R	ZENER DIODE	ZJ3.6BT CVDZJ3.6BT
AMP	D410		90M-HD302380R	90M-HD302380R	ZENER DIODE	ZJ3.6BT CVDZJ3.6BT
AMP	D411		90M-HD302380R	90M-HD302380R	ZENER DIODE	ZJ3.6BT CVDZJ3.6BT

NOTE : *nsp* PART IS LISTED FOR REFERENCE ONLY, MARANTZ WILL NOT SUPPLY THESE PARTS.

P.W.B. NAME	POS. NO.	VERS. COLOR	PART NO. (FOR EUR)	PART NO. (MZ)	PART NAME	DESCRIPTION
AMP	D412		90M-HD302380R	90M-HD302380R	ZENER DIODE	ZJ3.6BT CVDZJ3.6BT
AMP	D413		nsp	00MHD20015210	DIODE	1SS133T-77 CVD1SS133MT
AMP	D414		nsp	00MHD20015210	DIODE	1SS133T-77 CVD1SS133MT
AMP	D415		nsp	00MHD20015210	DIODE	1SS133T-77 CVD1SS133MT
AMP	D416		nsp	00MHD20015210	DIODE	1SS133T-77 CVD1SS133MT
AMP	D501		nsp	00MHD20015210	DIODE	1SS133T-77 CVD1SS133MT
AMP	D502		nsp	00MHD20015210	DIODE	1SS133T-77 CVD1SS133MT
AMP	D503		nsp	00MHD20015210	DIODE	1SS133T-77 CVD1SS133MT
AMP	D504		nsp	00MHD20015210	DIODE	1SS133T-77 CVD1SS133MT
AMP	D505		nsp	00MHD20015210	DIODE	1SS133T-77 CVD1SS133MT
AMP	D506		nsp	00MHD20015210	DIODE	1SS133T-77 CVD1SS133MT
AMP	D507		nsp	00MHD20015210	DIODE	1SS133T-77 CVD1SS133MT
AMP	D508		nsp	00MHD20015210	DIODE	1SS133T-77 CVD1SS133MT
AMP	D509		90M-HD302380R	90M-HD302380R	ZENER DIODE	ZJ3.6BT CVDZJ3.6BT
AMP	D510		90M-HD302380R	90M-HD302380R	ZENER DIODE	ZJ3.6BT CVDZJ3.6BT
AMP	D511		90M-HD302380R	90M-HD302380R	ZENER DIODE	ZJ3.6BT CVDZJ3.6BT
AMP	D512		90M-HD302380R	90M-HD302380R	ZENER DIODE	ZJ3.6BT CVDZJ3.6BT
AMP	D513		nsp	00MHD20015210	DIODE	1SS133T-77 CVD1SS133MT
AMP	D514		nsp	00MHD20015210	DIODE	1SS133T-77 CVD1SS133MT
AMP	D515		nsp	00MHD20015210	DIODE	1SS133T-77 CVD1SS133MT
AMP	D516		nsp	00MHD20015210	DIODE	1SS133T-77 CVD1SS133MT
AMP	D601		nsp	00MHD20015210	DIODE	1SS133T-77 CVD1SS133MT
AMP	D602		nsp	00MHD20015210	DIODE	1SS133T-77 CVD1SS133MT
AMP	D603		nsp	00MHD20015210	DIODE	1SS133T-77 CVD1SS133MT
AMP	D604		nsp	00MHD20015210	DIODE	1SS133T-77 CVD1SS133MT
AMP	D605		nsp	00MHD20015210	DIODE	1SS133T-77 CVD1SS133MT
AMP	D606		nsp	00MHD20015210	DIODE	1SS133T-77 CVD1SS133MT
AMP	D607		nsp	00MHD20015210	DIODE	1SS133T-77 CVD1SS133MT
AMP	D608		nsp	00MHD20015210	DIODE	1SS133T-77 CVD1SS133MT
AMP	D609		90M-HD302380R	90M-HD302380R	ZENER DIODE	ZJ3.6BT CVDZJ3.6BT
AMP	D610		90M-HD302380R	90M-HD302380R	ZENER DIODE	ZJ3.6BT CVDZJ3.6BT
AMP	D611		90M-HD302380R	90M-HD302380R	ZENER DIODE	ZJ3.6BT CVDZJ3.6BT
AMP	D612		90M-HD302380R	90M-HD302380R	ZENER DIODE	ZJ3.6BT CVDZJ3.6BT
AMP	D613		nsp	00MHD20015210	DIODE	1SS133T-77 CVD1SS133MT
AMP	D614		nsp	00MHD20015210	DIODE	1SS133T-77 CVD1SS133MT
AMP	D615		nsp	00MHD20015210	DIODE	1SS133T-77 CVD1SS133MT
AMP	D616		nsp	00MHD20015210	DIODE	1SS133T-77 CVD1SS133MT
AMP	D701		nsp	00MHD20015210	DIODE	1SS133T-77 CVD1SS133MT
AMP	D703		nsp	00MHD20015210	DIODE	1SS133T-77 CVD1SS133MT
AMP	D705		nsp	00MHD20015210	DIODE	1SS133T-77 CVD1SS133MT
AMP	D707		nsp	00MHD20015210	DIODE	1SS133T-77 CVD1SS133MT
AMP	D709		90M-HD302380R	90M-HD302380R	ZENER DIODE	ZJ3.6BT CVDZJ3.6BT
AMP	D711		90M-HD302380R	90M-HD302380R	ZENER DIODE	ZJ3.6BT CVDZJ3.6BT
AMP	D713		nsp	00MHD20015210	DIODE	1SS133T-77 CVD1SS133MT
AMP	D715		nsp	00MHD20015210	DIODE	1SS133T-77 CVD1SS133MT
AMP	▲ D801		90M-HE200350R	90M-HE200350R	DIODE	! GBJ1506 HVDGBJ1506
AMP	D802		nsp	nsp	CORD	SN95/PB5 0.6 C3A206
AMP	D803		nsp	nsp	CORD	SN95/PB5 0.6 C3A206
AMP	D804		90M-HD302390R	90M-HD302390R	ZENER DIODE	ZJ3.3BT CVDZJ3.3BT
AMP	D805		90M-HD302390R	90M-HD302390R	ZENER DIODE	ZJ3.3BT CVDZJ3.3BT
AMP	D806		90M-HD302390R	90M-HD302390R	ZENER DIODE	ZJ3.3BT CVDZJ3.3BT
AMP	IC41		00MHC10053090	00MHC10053090	IC	NJM2068DD HVINJM2068DD
AMP	IC51		00MHC10053090	00MHC10053090	IC	NJM2068DD HVINJM2068DD
AMP	IC61		00MHC10053090	00MHC10053090	IC	NJM2068DD HVINJM2068DD
AMP	IC71		00MHC10053090	00MHC10053090	IC	NJM2068DD HVINJM2068DD
AMP	J101		nsp	nsp	CORD	SN95/PB5 0.6 C3A206
AMP	J102		nsp	nsp	CORD	SN95/PB5 0.6 C3A206
AMP	J103		nsp	nsp	CORD	SN95/PB5 0.6 C3A206
AMP	J104		nsp	nsp	CORD	SN95/PB5 0.6 C3A206
AMP	J105		nsp	nsp	CORD	SN95/PB5 0.6 C3A206
AMP	J106		nsp	nsp	CORD	SN95/PB5 0.6 C3A206
AMP	J107		nsp	nsp	CORD	SN95/PB5 0.6 C3A206
AMP	J108		nsp	nsp	CORD	SN95/PB5 0.6 C3A206
AMP	J109		nsp	nsp	CORD	SN95/PB5 0.6 C3A206
AMP	J110		nsp	nsp	CORD	SN95/PB5 0.6 C3A206
AMP	J111		nsp	nsp	CORD	SN95/PB5 0.6 C3A206
AMP	J112		nsp	nsp	CORD	SN95/PB5 0.6 C3A206

NOTE : "nsp" PART IS LISTED FOR REFERENCE ONLY, MARANTZ WILL NOT SUPPLY THESE PARTS.

P.W.B. NAME	POS. NO.	VERS. COLOR	PART NO. (FOR EUR)	PART NO. (MZ)	PART NAME	DESCRIPTION	
AMP	J113		nsp	nsp	CORD	SN95/PB5 0.6	C3A206
AMP	J114		nsp	nsp	CORD	SN95/PB5 0.6	C3A206
AMP	J115		nsp	nsp	CORD	SN95/PB5 0.6	C3A206
AMP	J116		nsp	nsp	CORD	SN95/PB5 0.6	C3A206
AMP	J117		nsp	nsp	CORD	SN95/PB5 0.6	C3A206
AMP	J118		nsp	nsp	CORD	SN95/PB5 0.6	C3A206
AMP	J119		nsp	nsp	CORD	SN95/PB5 0.6	C3A206
AMP	J120		nsp	nsp	CORD	SN95/PB5 0.6	C3A206
AMP	J121		nsp	nsp	CORD	SN95/PB5 0.6	C3A206
AMP	J122		nsp	nsp	CORD	SN95/PB5 0.6	C3A206
AMP	J123		nsp	nsp	CORD	SN95/PB5 0.6	C3A206
AMP	J124		nsp	nsp	CORD	SN95/PB5 0.6	C3A206
AMP	J125		nsp	nsp	CORD	SN95/PB5 0.6	C3A206
AMP	J126		nsp	nsp	CORD	SN95/PB5 0.6	C3A206
AMP	J127		nsp	nsp	CORD	SN95/PB5 0.6	C3A206
AMP	J128		nsp	nsp	CORD	SN95/PB5 0.6	C3A206
AMP	J129		nsp	nsp	CORD	SN95/PB5 0.6	C3A206
AMP	J130		nsp	nsp	CORD	SN95/PB5 0.6	C3A206
AMP	J201		nsp	nsp	CORD	SN95/PB5 0.6	C3A206
AMP	J202		nsp	nsp	CORD	SN95/PB5 0.6	C3A206
AMP	J203		nsp	nsp	CORD	SN95/PB5 0.6	C3A206
AMP	J204		nsp	nsp	CORD	SN95/PB5 0.6	C3A206
AMP	J205		nsp	nsp	CORD	SN95/PB5 0.6	C3A206
AMP	J206		nsp	nsp	CORD	SN95/PB5 0.6	C3A206
AMP	J207		nsp	nsp	CORD	SN95/PB5 0.6	C3A206
AMP	J208		nsp	nsp	CORD	SN95/PB5 0.6	C3A206
AMP	J209		nsp	nsp	CORD	SN95/PB5 0.6	C3A206
AMP	J210		nsp	nsp	CORD	SN95/PB5 0.6	C3A206
AMP	J211		nsp	nsp	CORD	SN95/PB5 0.6	C3A206
AMP	J212		nsp	nsp	CORD	SN95/PB5 0.6	C3A206
AMP	J214		nsp	nsp	CORD	SN95/PB5 0.6	C3A206
AMP	J215		nsp	nsp	CORD	SN95/PB5 0.6	C3A206
AMP	J216		nsp	nsp	CORD	SN95/PB5 0.6	C3A206
AMP	J217		nsp	nsp	CORD	SN95/PB5 0.6	C3A206
AMP	J218		nsp	nsp	CORD	SN95/PB5 0.6	C3A206
AMP	J219		nsp	nsp	CORD	SN95/PB5 0.6	C3A206
AMP	J220		nsp	nsp	CORD	SN95/PB5 0.6	C3A206
AMP	J221		nsp	nsp	CORD	SN95/PB5 0.6	C3A206
AMP	J222		nsp	nsp	CORD	SN95/PB5 0.6	C3A206
AMP	J223		nsp	nsp	CORD	SN95/PB5 0.6	C3A206
AMP	J224		nsp	nsp	CORD	SN95/PB5 0.6	C3A206
AMP	J225		nsp	nsp	CORD	SN95/PB5 0.6	C3A206
AMP	J226		nsp	nsp	CORD	SN95/PB5 0.6	C3A206
AMP	J227		nsp	nsp	CORD	SN95/PB5 0.6	C3A206
AMP	J228		nsp	nsp	CORD	SN95/PB5 0.6	C3A206
AMP	J229		nsp	nsp	CORD	SN95/PB5 0.6	C3A206
AMP	J230		nsp	nsp	CORD	SN95/PB5 0.6	C3A206
AMP	J301		nsp	nsp	CORD	SN95/PB5 0.6	C3A206
AMP	J302		nsp	nsp	CORD	SN95/PB5 0.6	C3A206
AMP	J303		nsp	nsp	CORD	SN95/PB5 0.6	C3A206
AMP	J304		nsp	nsp	CORD	SN95/PB5 0.6	C3A206
AMP	J305		nsp	nsp	CORD	SN95/PB5 0.6	C3A206
AMP	J306		nsp	nsp	CORD	SN95/PB5 0.6	C3A206
AMP	J307		nsp	nsp	CORD	SN95/PB5 0.6	C3A206
AMP	J308		nsp	nsp	CORD	SN95/PB5 0.6	C3A206
AMP	J309		nsp	nsp	CORD	SN95/PB5 0.6	C3A206
AMP	J310		nsp	nsp	CORD	SN95/PB5 0.6	C3A206
AMP	J311		nsp	nsp	CORD	SN95/PB5 0.6	C3A206
AMP	J312		nsp	nsp	CORD	SN95/PB5 0.6	C3A206
AMP	J313		nsp	nsp	CORD	SN95/PB5 0.6	C3A206
AMP	J314		nsp	nsp	CORD	SN95/PB5 0.6	C3A206
AMP	J315		nsp	nsp	CORD	SN95/PB5 0.6	C3A206
AMP	J316		nsp	nsp	CORD	SN95/PB5 0.6	C3A206
AMP	J317		nsp	nsp	CORD	SN95/PB5 0.6	C3A206
AMP	J318		nsp	nsp	CORD	SN95/PB5 0.6	C3A206
AMP	J319		nsp	nsp	CORD	SN95/PB5 0.6	C3A206
AMP	J320		nsp	nsp	CORD	SN95/PB5 0.6	C3A206

NOTE : "nsp" PART IS LISTED FOR REFERENCE ONLY, MARANTZ WILL NOT SUPPLY THESE PARTS.

P.W.B. NAME	POS. NO.	VERS. COLOR	PART NO. (FOR EUR)	PART NO. (MZ)	PART NAME	DESCRIPTION	
AMP	J321		nsp	nsp	CORD	SN95/PB5 0.6	C3A206
AMP	J322		nsp	nsp	CORD	SN95/PB5 0.6	C3A206
AMP	J323		nsp	nsp	CORD	SN95/PB5 0.6	C3A206
AMP	J324		nsp	nsp	CORD	SN95/PB5 0.6	C3A206
AMP	J325		nsp	nsp	CORD	SN95/PB5 0.6	C3A206
AMP	J326		nsp	nsp	CORD	SN95/PB5 0.6	C3A206
AMP	J327		nsp	nsp	CORD	SN95/PB5 0.6	C3A206
AMP	J328		nsp	nsp	CORD	SN95/PB5 0.6	C3A206
AMP	J329		nsp	nsp	CORD	SN95/PB5 0.6	C3A206
AMP	J330		nsp	nsp	CORD	SN95/PB5 0.6	C3A206
AMP	J401		nsp	nsp	CORD	SN95/PB5 0.6	C3A206
AMP	J402		nsp	nsp	CORD	SN95/PB5 0.6	C3A206
AMP	J403		nsp	nsp	CORD	SN95/PB5 0.6	C3A206
AMP	J404		nsp	nsp	CORD	SN95/PB5 0.6	C3A206
AMP	J405		nsp	nsp	CORD	SN95/PB5 0.6	C3A206
AMP	J406		nsp	nsp	CORD	SN95/PB5 0.6	C3A206
AMP	J407		nsp	nsp	CORD	SN95/PB5 0.6	C3A206
AMP	J408		nsp	nsp	CORD	SN95/PB5 0.6	C3A206
AMP	J409		nsp	nsp	CORD	SN95/PB5 0.6	C3A206
AMP	J410		nsp	nsp	CORD	SN95/PB5 0.6	C3A206
AMP	J411		nsp	nsp	CORD	SN95/PB5 0.6	C3A206
AMP	J412		nsp	nsp	CORD	SN95/PB5 0.6	C3A206
AMP	J414		nsp	nsp	CORD	SN95/PB5 0.6	C3A206
AMP	J415		nsp	nsp	CORD	SN95/PB5 0.6	C3A206
AMP	J416		nsp	nsp	CORD	SN95/PB5 0.6	C3A206
AMP	J417		nsp	nsp	CORD	SN95/PB5 0.6	C3A206
AMP	J418		nsp	nsp	CORD	SN95/PB5 0.6	C3A206
AMP	J419		nsp	nsp	CORD	SN95/PB5 0.6	C3A206
AMP	J420		nsp	nsp	CORD	SN95/PB5 0.6	C3A206
AMP	J421		nsp	nsp	CORD	SN95/PB5 0.6	C3A206
AMP	J422		nsp	nsp	CORD	SN95/PB5 0.6	C3A206
AMP	J423		nsp	nsp	CORD	SN95/PB5 0.6	C3A206
AMP	J424		nsp	nsp	CORD	SN95/PB5 0.6	C3A206
AMP	J425		nsp	nsp	CORD	SN95/PB5 0.6	C3A206
AMP	J426		nsp	nsp	CORD	SN95/PB5 0.6	C3A206
AMP	J427		nsp	nsp	CORD	SN95/PB5 0.6	C3A206
AMP	J428		nsp	nsp	CORD	SN95/PB5 0.6	C3A206
AMP	J429		nsp	nsp	CORD	SN95/PB5 0.6	C3A206
AMP	J501		nsp	nsp	CORD	SN95/PB5 0.6	C3A206
AMP	J502		nsp	nsp	CORD	SN95/PB5 0.6	C3A206
AMP	J503		nsp	nsp	CORD	SN95/PB5 0.6	C3A206
AMP	J504		nsp	nsp	CORD	SN95/PB5 0.6	C3A206
AMP	J505		nsp	nsp	CORD	SN95/PB5 0.6	C3A206
AMP	J506		nsp	nsp	CORD	SN95/PB5 0.6	C3A206
AMP	J507		nsp	nsp	CORD	SN95/PB5 0.6	C3A206
AMP	J508		nsp	nsp	CORD	SN95/PB5 0.6	C3A206
AMP	J509		nsp	nsp	CORD	SN95/PB5 0.6	C3A206
AMP	J510		nsp	nsp	CORD	SN95/PB5 0.6	C3A206
AMP	J511		nsp	nsp	CORD	SN95/PB5 0.6	C3A206
AMP	J512		nsp	nsp	CORD	SN95/PB5 0.6	C3A206
AMP	J513		nsp	nsp	CORD	SN95/PB5 0.6	C3A206
AMP	J514		nsp	nsp	CORD	SN95/PB5 0.6	C3A206
AMP	J515		nsp	nsp	CORD	SN95/PB5 0.6	C3A206
AMP	J516		nsp	nsp	CORD	SN95/PB5 0.6	C3A206
AMP	J517		nsp	nsp	CORD	SN95/PB5 0.6	C3A206
AMP	J518		nsp	nsp	CORD	SN95/PB5 0.6	C3A206
AMP	J519		nsp	nsp	CORD	SN95/PB5 0.6	C3A206
AMP	J520		nsp	nsp	CORD	SN95/PB5 0.6	C3A206
AMP	J521		nsp	nsp	CORD	SN95/PB5 0.6	C3A206
AMP	J522		nsp	nsp	CORD	SN95/PB5 0.6	C3A206
AMP	J523		nsp	nsp	CORD	SN95/PB5 0.6	C3A206
AMP	J524		nsp	nsp	CORD	SN95/PB5 0.6	C3A206
AMP	J525		nsp	nsp	CORD	SN95/PB5 0.6	C3A206
AMP	J526		nsp	nsp	CORD	SN95/PB5 0.6	C3A206
AMP	J527		nsp	nsp	CORD	SN95/PB5 0.6	C3A206
AMP	J528		nsp	nsp	CORD	SN95/PB5 0.6	C3A206
AMP	J529		nsp	nsp	CORD	SN95/PB5 0.6	C3A206

NOTE : "nsp" PART IS LISTED FOR REFERENCE ONLY, MARANTZ WILL NOT SUPPLY THESE PARTS.

P.W.B. NAME	POS. NO.	VERS. COLOR	PART NO. (FOR EUR)	PART NO. (MZ)	PART NAME	DESCRIPTION	
AMP	J601		nsp	nsp	CORD	SN95/PB5 0.6	C3A206
AMP	J602		nsp	nsp	CORD	SN95/PB5 0.6	C3A206
AMP	J603		nsp	nsp	CORD	SN95/PB5 0.6	C3A206
AMP	J604		nsp	nsp	CORD	SN95/PB5 0.6	C3A206
AMP	J605		nsp	nsp	CORD	SN95/PB5 0.6	C3A206
AMP	J606		nsp	nsp	CORD	SN95/PB5 0.6	C3A206
AMP	J607		nsp	nsp	CORD	SN95/PB5 0.6	C3A206
AMP	J608		nsp	nsp	CORD	SN95/PB5 0.6	C3A206
AMP	J609		nsp	nsp	CORD	SN95/PB5 0.6	C3A206
AMP	J610		nsp	nsp	CORD	SN95/PB5 0.6	C3A206
AMP	J611		nsp	nsp	CORD	SN95/PB5 0.6	C3A206
AMP	J612		nsp	nsp	CORD	SN95/PB5 0.6	C3A206
AMP	J614		nsp	nsp	CORD	SN95/PB5 0.6	C3A206
AMP	J615		nsp	nsp	CORD	SN95/PB5 0.6	C3A206
AMP	J616		nsp	nsp	CORD	SN95/PB5 0.6	C3A206
AMP	J617		nsp	nsp	CORD	SN95/PB5 0.6	C3A206
AMP	J618		nsp	nsp	CORD	SN95/PB5 0.6	C3A206
AMP	J619		nsp	nsp	CORD	SN95/PB5 0.6	C3A206
AMP	J620		nsp	nsp	CORD	SN95/PB5 0.6	C3A206
AMP	J621		nsp	nsp	CORD	SN95/PB5 0.6	C3A206
AMP	J622		nsp	nsp	CORD	SN95/PB5 0.6	C3A206
AMP	J623		nsp	nsp	CORD	SN95/PB5 0.6	C3A206
AMP	J624		nsp	nsp	CORD	SN95/PB5 0.6	C3A206
AMP	J625		nsp	nsp	CORD	SN95/PB5 0.6	C3A206
AMP	J627		nsp	nsp	CORD	SN95/PB5 0.6	C3A206
AMP	J628		nsp	nsp	CORD	SN95/PB5 0.6	C3A206
AMP	J629		nsp	nsp	CORD	SN95/PB5 0.6	C3A206
AMP	J631		nsp	nsp	CORD	SN95/PB5 0.6	C3A206
AMP	J701		nsp	nsp	CORD	SN95/PB5 0.6	C3A206
AMP	J702		nsp	nsp	CORD	SN95/PB5 0.6	C3A206
AMP	J703		nsp	nsp	CORD	SN95/PB5 0.6	C3A206
AMP	J704		nsp	nsp	CORD	SN95/PB5 0.6	C3A206
AMP	J705		nsp	nsp	CORD	SN95/PB5 0.6	C3A206
AMP	J706		nsp	nsp	CORD	SN95/PB5 0.6	C3A206
AMP	J707		nsp	nsp	CORD	SN95/PB5 0.6	C3A206
AMP	J708		nsp	nsp	CORD	SN95/PB5 0.6	C3A206
AMP	J709		nsp	nsp	CORD	SN95/PB5 0.6	C3A206
AMP	J710		nsp	nsp	CORD	SN95/PB5 0.6	C3A206
AMP	J711		nsp	nsp	CORD	SN95/PB5 0.6	C3A206
AMP	J712		nsp	nsp	CORD	SN95/PB5 0.6	C3A206
AMP	J713		nsp	nsp	CORD	SN95/PB5 0.6	C3A206
AMP	J714		nsp	nsp	CORD	SN95/PB5 0.6	C3A206
AMP	J715		nsp	nsp	CORD	SN95/PB5 0.6	C3A206
AMP	J716		nsp	nsp	CORD	SN95/PB5 0.6	C3A206
AMP	J717		nsp	nsp	CORD	SN95/PB5 0.6	C3A206
AMP	J718		nsp	nsp	CORD	SN95/PB5 0.6	C3A206
AMP	J719		nsp	nsp	CORD	SN95/PB5 0.6	C3A206
AMP	J720		nsp	nsp	CORD	SN95/PB5 0.6	C3A206
AMP	J721		nsp	nsp	CORD	SN95/PB5 0.6	C3A206
AMP	J722		nsp	nsp	CORD	SN95/PB5 0.6	C3A206
AMP	J723		nsp	nsp	CORD	SN95/PB5 0.6	C3A206
AMP	J724		nsp	nsp	CORD	SN95/PB5 0.6	C3A206
AMP	J725		nsp	nsp	CORD	SN95/PB5 0.6	C3A206
AMP	J726		nsp	nsp	CORD	SN95/PB5 0.6	C3A206
AMP	J727		nsp	nsp	CORD	SN95/PB5 0.6	C3A206
AMP	J728		nsp	nsp	CORD	SN95/PB5 0.6	C3A206
AMP	J729		nsp	nsp	CORD	SN95/PB5 0.6	C3A206
AMP	J730		nsp	nsp	CORD	SN95/PB5 0.6	C3A206
AMP	J801		nsp	nsp	CORD	SN95/PB5 0.6	C3A206
AMP	J802		nsp	nsp	CORD	SN95/PB5 0.6	C3A206
AMP	J803		nsp	nsp	CORD	SN95/PB5 0.6	C3A206
AMP	J804		nsp	nsp	CORD	SN95/PB5 0.6	C3A206
AMP	J805		nsp	nsp	CORD	SN95/PB5 0.6	C3A206
AMP	J806		nsp	nsp	CORD	SN95/PB5 0.6	C3A206
AMP	J807		nsp	nsp	CORD	SN95/PB5 0.6	C3A206
AMP	J808		nsp	nsp	CORD	SN95/PB5 0.6	C3A206
AMP	Q403		00MHT600121A0	00MHT600121A0	TRS.	KTA1268GR	HVTKTA1268GRT

NOTE : *nsp* PART IS LISTED FOR REFERENCE ONLY, MARANTZ WILL NOT SUPPLY THESE PARTS.

P.W.B. NAME	POS. NO.	VERS. COLOR	PART NO. (FOR EUR)	PART NO. (MZ)	PART NAME	DESCRIPTION
AMP	Q404		00MHT600121A0	00MHT600121A0	TRS.	KTA1268GR HVTKTA1268GRT
AMP	Q405		00MHT800931A0	00MHT800931A0	TRS.	KTC3200GR HVTKTC3200GRT
AMP	Q406		00MHT800931A0	00MHT800931A0	TRS.	KTC3200GR HVTKTC3200GRT
AMP	Q407		00MHT600121A0	00MHT600121A0	TRS.	KTA1268GR HVTKTA1268GRT
AMP	Q408		00MHT600121A0	00MHT600121A0	TRS.	KTA1268GR HVTKTA1268GRT
AMP	Q409		00MHT600121A0	00MHT600121A0	TRS.	KTA1268GR HVTKTA1268GRT
AMP	Q410		00MHT600121A0	00MHT600121A0	TRS.	KTA1268GR HVTKTA1268GRT
AMP	Q411		00MHT800931A0	00MHT800931A0	TRS.	KTC3200GR HVTKTC3200GRT
AMP	Q412		00MHT800931A0	00MHT800931A0	TRS.	KTC3200GR HVTKTC3200GRT
AMP	Q413		00MHT800931A0	00MHT800931A0	TRS.	KTC3200GR HVTKTC3200GRT
AMP	Q414		00MHT800931A0	00MHT800931A0	TRS.	KTC3200GR HVTKTC3200GRT
AMP	Q415		90M-HT100540R	90M-HT100540R	TRS.	KTA1360Y HVTKTA1360Y
AMP	Q416		90M-HT100540R	90M-HT100540R	TRS.	KTA1360Y HVTKTA1360Y
AMP	Q417		90M-HT300820R	90M-HT300820R	TRS.	KTC3423Y HVTKTC3423Y
AMP	Q418		90M-HT300820R	90M-HT300820R	TRS.	KTC3423Y HVTKTC3423Y
AMP	▲ Q419		90M-HT300980R	90M-HT300980R	TRS.	! STD03N CVTSTD03N
AMP	▲ Q420		90M-HT300980R	90M-HT300980R	TRS.	! STD03N CVTSTD03N
AMP	▲ Q421		90M-HT100720R	90M-HT100720R	TRS.	! STD03P CVTSTD03P
AMP	▲ Q422		90M-HT100720R	90M-HT100720R	TRS.	! STD03P CVTSTD03P
AMP	Q423		00MHT800931A0	00MHT800931A0	TRS.	KTC3200GR HVTKTC3200GRT
AMP	Q424		00MHT800931A0	00MHT800931A0	TRS.	KTC3200GR HVTKTC3200GRT
AMP	Q503		00MHT600121A0	00MHT600121A0	TRS.	KTA1268GR HVTKTA1268GRT
AMP	Q504		00MHT600121A0	00MHT600121A0	TRS.	KTA1268GR HVTKTA1268GRT
AMP	Q505		00MHT800931A0	00MHT800931A0	TRS.	KTC3200GR HVTKTC3200GRT
AMP	Q506		00MHT800931A0	00MHT800931A0	TRS.	KTC3200GR HVTKTC3200GRT
AMP	Q507		00MHT600121A0	00MHT600121A0	TRS.	KTA1268GR HVTKTA1268GRT
AMP	Q508		00MHT600121A0	00MHT600121A0	TRS.	KTA1268GR HVTKTA1268GRT
AMP	Q509		00MHT600121A0	00MHT600121A0	TRS.	KTA1268GR HVTKTA1268GRT
AMP	Q510		00MHT600121A0	00MHT600121A0	TRS.	KTA1268GR HVTKTA1268GRT
AMP	Q511		00MHT800931A0	00MHT800931A0	TRS.	KTC3200GR HVTKTC3200GRT
AMP	Q512		00MHT800931A0	00MHT800931A0	TRS.	KTC3200GR HVTKTC3200GRT
AMP	Q513		00MHT800931A0	00MHT800931A0	TRS.	KTC3200GR HVTKTC3200GRT
AMP	Q514		00MHT800931A0	00MHT800931A0	TRS.	KTC3200GR HVTKTC3200GRT
AMP	Q515		90M-HT100540R	90M-HT100540R	TRS.	KTA1360Y HVTKTA1360Y
AMP	Q516		90M-HT100540R	90M-HT100540R	TRS.	KTA1360Y HVTKTA1360Y
AMP	Q517		90M-HT300820R	90M-HT300820R	TRS.	KTC3423Y HVTKTC3423Y
AMP	Q518		90M-HT300820R	90M-HT300820R	TRS.	KTC3423Y HVTKTC3423Y
AMP	▲ Q519		90M-HT300980R	90M-HT300980R	TRS.	! STD03N CVTSTD03N
AMP	▲ Q520		90M-HT300980R	90M-HT300980R	TRS.	! STD03N CVTSTD03N
AMP	▲ Q521		90M-HT100720R	90M-HT100720R	TRS.	! STD03P CVTSTD03P
AMP	▲ Q522		90M-HT100720R	90M-HT100720R	TRS.	! STD03P CVTSTD03P
AMP	Q523		00MHT800931A0	00MHT800931A0	TRS.	KTC3200GR HVTKTC3200GRT
AMP	Q524		00MHT800931A0	00MHT800931A0	TRS.	KTC3200GR HVTKTC3200GRT
AMP	Q603		00MHT600121A0	00MHT600121A0	TRS.	KTA1268GR HVTKTA1268GRT
AMP	Q604		00MHT600121A0	00MHT600121A0	TRS.	KTA1268GR HVTKTA1268GRT
AMP	Q605		00MHT800931A0	00MHT800931A0	TRS.	KTC3200GR HVTKTC3200GRT
AMP	Q606		00MHT800931A0	00MHT800931A0	TRS.	KTC3200GR HVTKTC3200GRT
AMP	Q607		00MHT600121A0	00MHT600121A0	TRS.	KTA1268GR HVTKTA1268GRT
AMP	Q608		00MHT600121A0	00MHT600121A0	TRS.	KTA1268GR HVTKTA1268GRT
AMP	Q609		00MHT600121A0	00MHT600121A0	TRS.	KTA1268GR HVTKTA1268GRT
AMP	Q610		00MHT600121A0	00MHT600121A0	TRS.	KTA1268GR HVTKTA1268GRT
AMP	Q611		00MHT800931A0	00MHT800931A0	TRS.	KTC3200GR HVTKTC3200GRT
AMP	Q612		00MHT800931A0	00MHT800931A0	TRS.	KTC3200GR HVTKTC3200GRT
AMP	Q613		00MHT800931A0	00MHT800931A0	TRS.	KTC3200GR HVTKTC3200GRT
AMP	Q614		00MHT800931A0	00MHT800931A0	TRS.	KTC3200GR HVTKTC3200GRT
AMP	Q615		90M-HT100540R	90M-HT100540R	TRS.	KTA1360Y HVTKTA1360Y
AMP	Q616		90M-HT100540R	90M-HT100540R	TRS.	KTA1360Y HVTKTA1360Y
AMP	Q617		90M-HT300820R	90M-HT300820R	TRS.	KTC3423Y HVTKTC3423Y
AMP	Q618		90M-HT300820R	90M-HT300820R	TRS.	KTC3423Y HVTKTC3423Y
AMP	▲ Q619		90M-HT300980R	90M-HT300980R	TRS.	! STD03N CVTSTD03N
AMP	▲ Q620		90M-HT300980R	90M-HT300980R	TRS.	! STD03N CVTSTD03N
AMP	▲ Q621		90M-HT100720R	90M-HT100720R	TRS.	! STD03P CVTSTD03P
AMP	▲ Q622		90M-HT100720R	90M-HT100720R	TRS.	! STD03P CVTSTD03P
AMP	Q623		00MHT800931A0	00MHT800931A0	TRS.	KTC3200GR HVTKTC3200GRT
AMP	Q624		00MHT800931A0	00MHT800931A0	TRS.	KTC3200GR HVTKTC3200GRT
AMP	Q703		00MHT600121A0	00MHT600121A0	TRS.	KTA1268GR HVTKTA1268GRT
AMP	Q705		00MHT800931A0	00MHT800931A0	TRS.	KTC3200GR HVTKTC3200GRT

NOTE : *nsp* PART IS LISTED FOR REFERENCE ONLY, MARANTZ WILL NOT SUPPLY THESE PARTS.

P.W.B. NAME	POS. NO.	VERS. COLOR	PART NO. (FOR EUR)	PART NO. (MZ)	PART NAME	DESCRIPTION	
AMP	Q707		00MHT600121A0	00MHT600121A0	TRS.	KTA1268GR	HVTKTA1268GRT
AMP	Q709		00MHT600121A0	00MHT600121A0	TRS.	KTA1268GR	HVTKTA1268GRT
AMP	Q711		00MHT800931A0	00MHT800931A0	TRS.	KTC3200GR	HVTKTC3200GRT
AMP	Q713		00MHT800931A0	00MHT800931A0	TRS.	KTC3200GR	HVTKTC3200GRT
AMP	Q715		90M-HT100540R	90M-HT100540R	TRS.	KTA1360Y	HVTKTA1360Y
AMP	Q717		90M-HT300820R	90M-HT300820R	TRS.	KTC3423Y	HVTKTC3423Y
AMP	▲ Q719		90M-HT300980R	90M-HT300980R	TRS.	! STD03N	CVTSTD03N
AMP	▲ Q721		90M-HT100720R	90M-HT100720R	TRS.	! STD03P	CVTSTD03P
AMP	Q723		00MHT800931A0	00MHT800931A0	TRS.	KTC3200GR	HVTKTC3200GRT
AMP	Q801		90M-HT800050R	90M-HT800050R	TRS.	KTC3198Y	HVTKTC3198YT
AMP	Q802		90M-HT800050R	90M-HT800050R	TRS.	KTC3198Y	HVTKTC3198YT
AMP	Q803		00MBA20001000	00MBA20001000	TRS.	KRC102M	HVTKRC102MT
AMP	Q804		90M-BA001450R	90M-BA001450R	TRS.	KRA107M	HVTKRA107MT
AMP	Q805		00MHT800931A0	00MHT800931A0	TRS.	KTC3200GR	HVTKTC3200GRT
AMP	Q806		00MHT800931A0	00MHT800931A0	TRS.	KTC3200GR	HVTKTC3200GRT
AMP	Q807		00MHT600121A0	00MHT600121A0	TRS.	KTA1268GR	HVTKTA1268GRT
AMP	Q808		00MBA20001000	00MBA20001000	TRS.	KRC102M	HVTKRC102MT
AMP	Q809		90M-HT800050R	90M-HT800050R	TRS.	KTC3198Y	HVTKTC3198YT
AMP	Q810		90M-HT800050R	90M-HT800050R	TRS.	KTC3198Y	HVTKTC3198YT
AMP	R401		nsp	nsp	RES.	33K OHM 1/5W J	CRD20TJ333T
AMP	R402		nsp	nsp	RES.	33K OHM 1/5W J	CRD20TJ333T
AMP	R403		nsp	nsp	RES.	1K OHM 1/5W J	CRD20TJ102T
AMP	R404		nsp	nsp	RES.	1K OHM 1/5W J	CRD20TJ102T
AMP	R405		nsp	nsp	RES.	100 OHM 1/5W J	CRD20TJ101T
AMP	R406		nsp	nsp	RES.	100 OHM 1/5W J	CRD20TJ101T
AMP	R407		nsp	nsp	RES.	12K OHM 1/5W J	CRD20TJ123T
AMP	R408		nsp	nsp	RES.	12K OHM 1/5W J	CRD20TJ123T
AMP	R409		nsp	nsp	RES.	12K OHM 1/5W J	CRD20TJ123T
AMP	R410		nsp	nsp	RES.	12K OHM 1/5W J	CRD20TJ123T
AMP	R411		nsp	nsp	RES.	470 OHM 1/4W FLAME RETARDANT	CRG14SANCJ471T
AMP	R412		nsp	nsp	RES.	470 OHM 1/4W FLAME RETARDANT	CRG14SANCJ471T
AMP	R413		nsp	nsp	RES.	470 OHM 1/4W FLAME RETARDANT	CRG14SANCJ471T
AMP	R414		nsp	nsp	RES.	470 OHM 1/4W FLAME RETARDANT	CRG14SANCJ471T
AMP	R415		nsp	nsp	RES.	68 OHM 1/5W J	CRD20TJ680T
AMP	R416		nsp	nsp	RES.	68 OHM 1/5W J	CRD20TJ680T
AMP	R417		nsp	nsp	RES.	68 OHM 1/5W J	CRD20TJ680T
AMP	R418		nsp	nsp	RES.	68 OHM 1/5W J	CRD20TJ680T
AMP	R419		90M-NB000010R	90M-NB000010R	RES.	LT20001/6S J	HRT16C1512000JT
AMP	R420		90M-NB000010R	90M-NB000010R	RES.	LT20001/6S J	HRT16C1512000JT
AMP	R421		90M-NB000010R	90M-NB000010R	RES.	LT20001/6S J	HRT16C1512000JT
AMP	R422		90M-NB000010R	90M-NB000010R	RES.	LT20001/6S J	HRT16C1512000JT
AMP	R423		nsp	nsp	RES.	330K OHM 1/6W J	CRD20TJ334T
AMP	R424		nsp	nsp	RES.	330K OHM 1/6W J	CRD20TJ334T
AMP	R425		nsp	nsp	RES.	330K OHM 1/6W J	CRD20TJ334T
AMP	R426		nsp	nsp	RES.	330K OHM 1/6W J	CRD20TJ334T
AMP	R427		nsp	nsp	RES.	100 OHM 1/4W FLAME RETARDANT	CRG14SANCJ101T
AMP	R428		nsp	nsp	RES.	100 OHM 1/4W FLAME RETARDANT	CRG14SANCJ101T
AMP	R429		nsp	nsp	RES.	100 OHM 1/4W FLAME RETARDANT	CRG14SANCJ101T
AMP	R430		nsp	nsp	RES.	100 OHM 1/4W FLAME RETARDANT	CRG14SANCJ101T
AMP	R431		nsp	nsp	RES.	10 OHM 1/4W	CRD25FJ100T
AMP	R432		nsp	nsp	RES.	10 OHM 1/4W	CRD25FJ100T
AMP	R433		nsp	nsp	RES.	10 OHM 1/4W	CRD25FJ100T
AMP	R434		nsp	nsp	RES.	10 OHM 1/4W	CRD25FJ100T
AMP	R435		nsp	nsp	RES.	27 OHM 1/4W FLAME RETARDANT	CRG14SANCJ270T
AMP	R436		nsp	nsp	RES.	27 OHM 1/4W FLAME RETARDANT	CRG14SANCJ270T
AMP	R439		nsp	nsp	RES.	120 OHM 1W J	KRG1SANJ121RT
AMP	R440		nsp	nsp	RES.	120 OHM 1W J	KRG1SANJ121RT
AMP	R441		nsp	nsp	RES.	120 OHM 1W J	KRG1SANJ121RT
AMP	R442		nsp	nsp	RES.	120 OHM 1W J	KRG1SANJ121RT
AMP	R443		nsp	nsp	RES.	120 OHM 1W J	KRG1SANJ121RT
AMP	R444		nsp	nsp	RES.	120 OHM 1W J	KRG1SANJ121RT
AMP	R445		nsp	nsp	RES.	47 OHM 1W J	KRG1SANJ470RT
AMP	R446		nsp	nsp	RES.	47 OHM 1W J	KRG1SANJ470RT
AMP	R449		nsp	nsp	RES.	15 OHM 1/6W J	CRD20TJ150T
AMP	R450		nsp	nsp	RES.	15 OHM 1/6W J	CRD20TJ150T
AMP	R451		nsp	nsp	RES.	10 OHM 1/5W J	CRD20TJ100T
AMP	R452		nsp	nsp	RES.	10 OHM 1/5W J	CRD20TJ100T

NOTE : *nsp* PART IS LISTED FOR REFERENCE ONLY, MARANTZ WILL NOT SUPPLY THESE PARTS.

P.W.B. NAME	POS. NO.	VERS. COLOR	PART NO. (FOR EUR)	PART NO. (MZ)	PART NAME	DESCRIPTION
AMP	R453		nsp	nsp	RES.	1K OHM 1/5W J CRD20TJ102T
AMP	R454		nsp	nsp	RES.	1K OHM 1/5W J CRD20TJ102T
AMP	R455		nsp	nsp	RES.	1K OHM 1/5W J CRD20TJ102T
AMP	R456		nsp	nsp	RES.	1K OHM 1/5W J CRD20TJ102T
AMP	R457		nsp	nsp	RES.	680 OHM 1/5W J CRD20TJ681T
AMP	R458		nsp	nsp	RES.	680 OHM 1/5W J CRD20TJ681T
AMP	R459		nsp	nsp	RES.	39K OHM 1/5W J CRD20TJ393T
AMP	R460		nsp	nsp	RES.	39K OHM 1/5W J CRD20TJ393T
AMP	R461		nsp	nsp	RES.	39K OHM 1/5W J CRD20TJ393T
AMP	R462		nsp	nsp	RES.	39K OHM 1/5W J CRD20TJ393T
AMP	R463		nsp	nsp	RES.	22K OHM 1/5W J CRD20TJ223T
AMP	R464		nsp	nsp	RES.	22K OHM 1/5W J CRD20TJ223T
AMP	R465		nsp	nsp	RES.	680 OHM 1/4W FLAME RETARDANT CRG14SANCJ681T
AMP	R466		nsp	nsp	RES.	680 OHM 1/4W FLAME RETARDANT CRG14SANCJ681T
AMP	R467		nsp	nsp	RES.	33K OHM 1/5W J CRD20TJ333T
AMP	R468		nsp	nsp	RES.	33K OHM 1/5W J CRD20TJ333T
AMP	R469		nsp	nsp	RES.	22K OHM 1/5W J CRD20TJ223T
AMP	R470		nsp	nsp	RES.	22K OHM 1/5W J CRD20TJ223T
AMP	R471		nsp	nsp	RES.	120 OHM 1/5W J CRD20TJ121T
AMP	R472		nsp	nsp	RES.	120 OHM 1/5W J CRD20TJ121T
AMP	R473		nsp	nsp	RES.	120 OHM 1/5W J CRD20TJ121T
AMP	R474		nsp	nsp	RES.	120 OHM 1/5W J CRD20TJ121T
AMP	R501		nsp	nsp	RES.	33K OHM 1/5W J CRD20TJ333T
AMP	R502		nsp	nsp	RES.	33K OHM 1/5W J CRD20TJ333T
AMP	R503		nsp	nsp	RES.	1K OHM 1/5W J CRD20TJ102T
AMP	R504		nsp	nsp	RES.	1K OHM 1/5W J CRD20TJ102T
AMP	R505		nsp	nsp	RES.	100 OHM 1/5W J CRD20TJ101T
AMP	R506		nsp	nsp	RES.	100 OHM 1/5W J CRD20TJ101T
AMP	R507		nsp	nsp	RES.	12K OHM 1/5W J CRD20TJ123T
AMP	R508		nsp	nsp	RES.	12K OHM 1/5W J CRD20TJ123T
AMP	R509		nsp	nsp	RES.	12K OHM 1/5W J CRD20TJ123T
AMP	R510		nsp	nsp	RES.	12K OHM 1/5W J CRD20TJ123T
AMP	R511		nsp	nsp	RES.	470 OHM 1/4W FLAME RETARDANT CRG14SANCJ471T
AMP	R512		nsp	nsp	RES.	470 OHM 1/4W FLAME RETARDANT CRG14SANCJ471T
AMP	R513		nsp	nsp	RES.	470 OHM 1/4W FLAME RETARDANT CRG14SANCJ471T
AMP	R514		nsp	nsp	RES.	470 OHM 1/4W FLAME RETARDANT CRG14SANCJ471T
AMP	R515		nsp	nsp	RES.	68 OHM 1/5W J CRD20TJ680T
AMP	R516		nsp	nsp	RES.	68 OHM 1/5W J CRD20TJ680T
AMP	R517		nsp	nsp	RES.	68 OHM 1/5W J CRD20TJ680T
AMP	R518		nsp	nsp	RES.	68 OHM 1/5W J CRD20TJ680T
AMP	R519		90M-NB000010R	90M-NB000010R	RES.	LT20001/6S J HRT16C1512000JT
AMP	R520		90M-NB000010R	90M-NB000010R	RES.	LT20001/6S J HRT16C1512000JT
AMP	R521		90M-NB000010R	90M-NB000010R	RES.	LT20001/6S J HRT16C1512000JT
AMP	R522		90M-NB000010R	90M-NB000010R	RES.	LT20001/6S J HRT16C1512000JT
AMP	R523		nsp	nsp	RES.	330K OHM 1/6W J CRD20TJ334T
AMP	R524		nsp	nsp	RES.	330K OHM 1/6W J CRD20TJ334T
AMP	R525		nsp	nsp	RES.	330K OHM 1/6W J CRD20TJ334T
AMP	R526		nsp	nsp	RES.	330K OHM 1/6W J CRD20TJ334T
AMP	R527		nsp	nsp	RES.	100 OHM 1/4W FLAME RETARDANT CRG14SANCJ101T
AMP	R528		nsp	nsp	RES.	100 OHM 1/4W FLAME RETARDANT CRG14SANCJ101T
AMP	R529		nsp	nsp	RES.	100 OHM 1/4W FLAME RETARDANT CRG14SANCJ101T
AMP	R530		nsp	nsp	RES.	100 OHM 1/4W FLAME RETARDANT CRG14SANCJ101T
AMP	R531		nsp	nsp	RES.	10 OHM 1/4W CRD25FJ100T
AMP	R532		nsp	nsp	RES.	10 OHM 1/4W CRD25FJ100T
AMP	R533		nsp	nsp	RES.	10 OHM 1/4W CRD25FJ100T
AMP	R534		nsp	nsp	RES.	10 OHM 1/4W CRD25FJ100T
AMP	R535		nsp	nsp	RES.	27 OHM 1/4W FLAME RETARDANT CRG14SANCJ270T
AMP	R536		nsp	nsp	RES.	27 OHM 1/4W FLAME RETARDANT CRG14SANCJ270T
AMP	R539		nsp	nsp	RES.	120 OHM 1W J KRG1SANJ121RT
AMP	R540		nsp	nsp	RES.	120 OHM 1W J KRG1SANJ121RT
AMP	R541		nsp	nsp	RES.	120 OHM 1W J KRG1SANJ121RT
AMP	R542		nsp	nsp	RES.	120 OHM 1W J KRG1SANJ121RT
AMP	R543		nsp	nsp	RES.	120 OHM 1W J KRG1SANJ121RT
AMP	R544		nsp	nsp	RES.	120 OHM 1W J KRG1SANJ121RT
AMP	R545		nsp	nsp	RES.	47 OHM 1W J KRG1SANJ470RT
AMP	R546		nsp	nsp	RES.	47 OHM 1W J KRG1SANJ470RT
AMP	R549		nsp	nsp	RES.	15 OHM 1/6W J CRD20TJ150T

NOTE : "nsp" PART IS LISTED FOR REFERENCE ONLY, MARANTZ WILL NOT SUPPLY THESE PARTS.

P.W.B. NAME	POS. NO.	VERS. COLOR	PART NO. (FOR EUR)	PART NO. (MZ)	PART NAME	DESCRIPTION
AMP	R550		nsp	nsp	RES.	15 OHM 1/6W J CRD20TJ150T
AMP	R551		nsp	nsp	RES.	10 OHM 1/5W J CRD20TJ100T
AMP	R552		nsp	nsp	RES.	10 OHM 1/5W J CRD20TJ100T
AMP	R553		nsp	nsp	RES.	1K OHM 1/5W J CRD20TJ102T
AMP	R554		nsp	nsp	RES.	1K OHM 1/5W J CRD20TJ102T
AMP	R555		nsp	nsp	RES.	1K OHM 1/5W J CRD20TJ102T
AMP	R556		nsp	nsp	RES.	1K OHM 1/5W J CRD20TJ102T
AMP	R557		nsp	nsp	RES.	680 OHM 1/5W J CRD20TJ681T
AMP	R558		nsp	nsp	RES.	680 OHM 1/5W J CRD20TJ681T
AMP	R559		nsp	nsp	RES.	39K OHM 1/5W J CRD20TJ393T
AMP	R560		nsp	nsp	RES.	39K OHM 1/5W J CRD20TJ393T
AMP	R561		nsp	nsp	RES.	39K OHM 1/5W J CRD20TJ393T
AMP	R562		nsp	nsp	RES.	39K OHM 1/5W J CRD20TJ393T
AMP	R563		nsp	nsp	RES.	22K OHM 1/5W J CRD20TJ223T
AMP	R564		nsp	nsp	RES.	22K OHM 1/5W J CRD20TJ223T
AMP	R565		nsp	nsp	RES.	680 OHM 1/4W FLAME RETARDANT CRG14SANCJ681T
AMP	R566		nsp	nsp	RES.	680 OHM 1/4W FLAME RETARDANT CRG14SANCJ681T
AMP	R567		nsp	nsp	RES.	33K OHM 1/5W J CRD20TJ333T
AMP	R568		nsp	nsp	RES.	33K OHM 1/5W J CRD20TJ333T
AMP	R569		nsp	nsp	RES.	22K OHM 1/5W J CRD20TJ223T
AMP	R570		nsp	nsp	RES.	22K OHM 1/5W J CRD20TJ223T
AMP	R571		nsp	nsp	RES.	120 OHM 1/5W J CRD20TJ121T
AMP	R572		nsp	nsp	RES.	120 OHM 1/5W J CRD20TJ121T
AMP	R573		nsp	nsp	RES.	120 OHM 1/5W J CRD20TJ121T
AMP	R574		nsp	nsp	RES.	120 OHM 1/5W J CRD20TJ121T
AMP	R601		nsp	nsp	RES.	33K OHM 1/5W J CRD20TJ333T
AMP	R602		nsp	nsp	RES.	33K OHM 1/5W J CRD20TJ333T
AMP	R603		nsp	nsp	RES.	1K OHM 1/5W J CRD20TJ102T
AMP	R604		nsp	nsp	RES.	1K OHM 1/5W J CRD20TJ102T
AMP	R605		nsp	nsp	RES.	100 OHM 1/5W J CRD20TJ101T
AMP	R606		nsp	nsp	RES.	100 OHM 1/5W J CRD20TJ101T
AMP	R607		nsp	nsp	RES.	12K OHM 1/5W J CRD20TJ123T
AMP	R608		nsp	nsp	RES.	12K OHM 1/5W J CRD20TJ123T
AMP	R609		nsp	nsp	RES.	12K OHM 1/5W J CRD20TJ123T
AMP	R610		nsp	nsp	RES.	12K OHM 1/5W J CRD20TJ123T
AMP	R611		nsp	nsp	RES.	470 OHM 1/4W FLAME RETARDANT CRG14SANCJ471T
AMP	R612		nsp	nsp	RES.	470 OHM 1/4W FLAME RETARDANT CRG14SANCJ471T
AMP	R613		nsp	nsp	RES.	470 OHM 1/4W FLAME RETARDANT CRG14SANCJ471T
AMP	R614		nsp	nsp	RES.	470 OHM 1/4W FLAME RETARDANT CRG14SANCJ471T
AMP	R615		nsp	nsp	RES.	68 OHM 1/5W J CRD20TJ680T
AMP	R616		nsp	nsp	RES.	68 OHM 1/5W J CRD20TJ680T
AMP	R617		nsp	nsp	RES.	68 OHM 1/5W J CRD20TJ680T
AMP	R618		nsp	nsp	RES.	68 OHM 1/5W J CRD20TJ680T
AMP	R619		90M-NB000010R	90M-NB000010R	RES.	LT20001/6S J HRT16C1512000JT
AMP	R620		90M-NB000010R	90M-NB000010R	RES.	LT20001/6S J HRT16C1512000JT
AMP	R621		90M-NB000010R	90M-NB000010R	RES.	LT20001/6S J HRT16C1512000JT
AMP	R622		90M-NB000010R	90M-NB000010R	RES.	LT20001/6S J HRT16C1512000JT
AMP	R623		nsp	nsp	RES.	330K OHM 1/6W J CRD20TJ334T
AMP	R624		nsp	nsp	RES.	330K OHM 1/6W J CRD20TJ334T
AMP	R625		nsp	nsp	RES.	330K OHM 1/6W J CRD20TJ334T
AMP	R626		nsp	nsp	RES.	330K OHM 1/6W J CRD20TJ334T
AMP	R627		nsp	nsp	RES.	100 OHM 1/4W FLAME RETARDANT CRG14SANCJ101T
AMP	R628		nsp	nsp	RES.	100 OHM 1/4W FLAME RETARDANT CRG14SANCJ101T
AMP	R629		nsp	nsp	RES.	100 OHM 1/4W FLAME RETARDANT CRG14SANCJ101T
AMP	R630		nsp	nsp	RES.	100 OHM 1/4W FLAME RETARDANT CRG14SANCJ101T
AMP	R631		nsp	nsp	RES.	10 OHM 1/4W CRD25FJ100T
AMP	R632		nsp	nsp	RES.	10 OHM 1/4W CRD25FJ100T
AMP	R633		nsp	nsp	RES.	10 OHM 1/4W CRD25FJ100T
AMP	R634		nsp	nsp	RES.	10 OHM 1/4W CRD25FJ100T
AMP	R635		nsp	nsp	RES.	27 OHM 1/4W FLAME RETARDANT CRG14SANCJ270T
AMP	R636		nsp	nsp	RES.	27 OHM 1/4W FLAME RETARDANT CRG14SANCJ270T
AMP	R639		nsp	nsp	RES.	120 OHM 1W J KRG1SANJ121RT
AMP	R640		nsp	nsp	RES.	120 OHM 1W J KRG1SANJ121RT
AMP	R641		nsp	nsp	RES.	120 OHM 1W J KRG1SANJ121RT
AMP	R642		nsp	nsp	RES.	120 OHM 1W J KRG1SANJ121RT
AMP	R643		nsp	nsp	RES.	120 OHM 1W J KRG1SANJ121RT
AMP	R644		nsp	nsp	RES.	120 OHM 1W J KRG1SANJ121RT

NOTE : *nsp* PART IS LISTED FOR REFERENCE ONLY, MARANTZ WILL NOT SUPPLY THESE PARTS.

P.W.B. NAME	POS. NO.	VERS. COLOR	PART NO. (FOR EUR)	PART NO. (MZ)	PART NAME	DESCRIPTION
AMP	R645		nsp	nsp	RES.	47 OHM 1W J KRG1SANJ470RT
AMP	R646		nsp	nsp	RES.	47 OHM 1W J KRG1SANJ470RT
AMP	R649		nsp	nsp	RES.	15 OHM 1/6W J CRD20TJ150T
AMP	R650		nsp	nsp	RES.	15 OHM 1/6W J CRD20TJ150T
AMP	R651		nsp	nsp	RES.	10 OHM 1/5W J CRD20TJ100T
AMP	R652		nsp	nsp	RES.	10 OHM 1/5W J CRD20TJ100T
AMP	R653		nsp	nsp	RES.	1K OHM 1/5W J CRD20TJ102T
AMP	R654		nsp	nsp	RES.	1K OHM 1/5W J CRD20TJ102T
AMP	R655		nsp	nsp	RES.	1K OHM 1/5W J CRD20TJ102T
AMP	R656		nsp	nsp	RES.	1K OHM 1/5W J CRD20TJ102T
AMP	R657		nsp	nsp	RES.	680 OHM 1/5W J CRD20TJ681T
AMP	R658		nsp	nsp	RES.	680 OHM 1/5W J CRD20TJ681T
AMP	R659		nsp	nsp	RES.	39K OHM 1/5W J CRD20TJ393T
AMP	R660		nsp	nsp	RES.	39K OHM 1/5W J CRD20TJ393T
AMP	R661		nsp	nsp	RES.	39K OHM 1/5W J CRD20TJ393T
AMP	R662		nsp	nsp	RES.	39K OHM 1/5W J CRD20TJ393T
AMP	R663		nsp	nsp	RES.	22K OHM 1/5W J CRD20TJ223T
AMP	R664		nsp	nsp	RES.	22K OHM 1/5W J CRD20TJ223T
AMP	R665		nsp	nsp	RES.	680 OHM 1/4W FLAME RETARDANT CRG14SANCJ681T
AMP	R666		nsp	nsp	RES.	680 OHM 1/4W FLAME RETARDANT CRG14SANCJ681T
AMP	R667		nsp	nsp	RES.	33K OHM 1/5W J CRD20TJ333T
AMP	R668		nsp	nsp	RES.	33K OHM 1/5W J CRD20TJ333T
AMP	R669		nsp	nsp	RES.	22K OHM 1/5W J CRD20TJ223T
AMP	R670		nsp	nsp	RES.	22K OHM 1/5W J CRD20TJ223T
AMP	R671		nsp	nsp	RES.	120 OHM 1/5W J CRD20TJ121T
AMP	R672		nsp	nsp	RES.	120 OHM 1/5W J CRD20TJ121T
AMP	R673		nsp	nsp	RES.	120 OHM 1/5W J CRD20TJ121T
AMP	R674		nsp	nsp	RES.	120 OHM 1/5W J CRD20TJ121T
AMP	R701		nsp	nsp	RES.	33K OHM 1/5W J CRD20TJ333T
AMP	R703		nsp	nsp	RES.	1K OHM 1/5W J CRD20TJ102T
AMP	R705		nsp	nsp	RES.	100 OHM 1/5W J CRD20TJ101T
AMP	R707		nsp	nsp	RES.	12K OHM 1/5W J CRD20TJ123T
AMP	R709		nsp	nsp	RES.	12K OHM 1/5W J CRD20TJ123T
AMP	R711		nsp	nsp	RES.	470 OHM 1/4W FLAME RETARDANT CRG14SANCJ471T
AMP	R713		nsp	nsp	RES.	470 OHM 1/4W FLAME RETARDANT CRG14SANCJ471T
AMP	R715		nsp	nsp	RES.	68 OHM 1/5W J CRD20TJ680T
AMP	R717		nsp	nsp	RES.	68 OHM 1/5W J CRD20TJ680T
AMP	R719		90M-NB000010R	90M-NB000010R	RES.	LT20001/6S J HRT16C1512000JT
AMP	R721		90M-NB000010R	90M-NB000010R	RES.	LT20001/6S J HRT16C1512000JT
AMP	R723		nsp	nsp	RES.	330K OHM 1/6W J CRD20TJ334T
AMP	R725		nsp	nsp	RES.	330K OHM 1/6W J CRD20TJ334T
AMP	R727		nsp	nsp	RES.	100 OHM 1/4W FLAME RETARDANT CRG14SANCJ101T
AMP	R729		nsp	nsp	RES.	100 OHM 1/4W FLAME RETARDANT CRG14SANCJ101T
AMP	R731		nsp	nsp	RES.	10 OHM 1/4W CRD25FJ100T
AMP	R733		nsp	nsp	RES.	10 OHM 1/4W CRD25FJ100T
AMP	R735		nsp	nsp	RES.	27 OHM 1/4W FLAME RETARDANT CRG14SANCJ270T
AMP	R739		nsp	nsp	RES.	120 OHM 1W J KRG1SANJ121RT
AMP	R741		nsp	nsp	RES.	120 OHM 1W J KRG1SANJ121RT
AMP	R743		nsp	nsp	RES.	120 OHM 1W J KRG1SANJ121RT
AMP	R745		nsp	nsp	RES.	47 OHM 1W J KRG1SANJ470RT
AMP	R749		nsp	nsp	RES.	15 OHM 1/6W J CRD20TJ150T
AMP	R751		nsp	nsp	RES.	10 OHM 1/5W J CRD20TJ100T
AMP	R753		nsp	nsp	RES.	1K OHM 1/5W J CRD20TJ102T
AMP	R755		nsp	nsp	RES.	1K OHM 1/5W J CRD20TJ102T
AMP	R757		nsp	nsp	RES.	680 OHM 1/5W J CRD20TJ681T
AMP	R759		nsp	nsp	RES.	39K OHM 1/5W J CRD20TJ393T
AMP	R761		nsp	nsp	RES.	39K OHM 1/5W J CRD20TJ393T
AMP	R763		nsp	nsp	RES.	22K OHM 1/5W J CRD20TJ223T
AMP	R765		nsp	nsp	RES.	680 OHM 1/4W FLAME RETARDANT CRG14SANCJ681T
AMP	R767		nsp	nsp	RES.	33K OHM 1/5W J CRD20TJ333T
AMP	R769		nsp	nsp	RES.	22K OHM 1/5W J CRD20TJ223T
AMP	R771		nsp	nsp	RES.	120 OHM 1/5W J CRD20TJ121T
AMP	R773		nsp	nsp	RES.	120 OHM 1/5W J CRD20TJ121T
AMP	R801		nsp	nsp	RES.	68K OHM 1/5W J CRD20TJ683T
AMP	R802		nsp	nsp	RES.	68K OHM 1/5W J CRD20TJ683T
AMP	R803		nsp	nsp	RES.	68K OHM 1/5W J CRD20TJ683T
AMP	R804		nsp	nsp	RES.	68K OHM 1/5W J CRD20TJ683T

NOTE : "nsp" PART IS LISTED FOR REFERENCE ONLY, MARANTZ WILL NOT SUPPLY THESE PARTS.

P.W.B. NAME	POS. NO.	VERS. COLOR	PART NO. (FOR EUR)	PART NO. (MZ)	PART NAME	DESCRIPTION
AMP	R805		nsp	nsp	RES.	68K OHM 1/5W J CRD20TJ683T
AMP	R806		nsp	nsp	RES.	68K OHM 1/5W J CRD20TJ683T
AMP	R807		nsp	nsp	RES.	68K OHM 1/5W J CRD20TJ683T
AMP	R810		nsp	nsp	RES.	4.7K OHM 1/5W J CRD20TJ472T
AMP	R811		nsp	nsp	RES.	10K OHM 1/5W J CRD20TJ103T
AMP	R812		nsp	nsp	RES.	10K OHM 1/5W J CRD20TJ103T
AMP	R813		nsp	nsp	RES.	10K OHM 1/5W J CRD20TJ103T
AMP	R814		nsp	nsp	RES.	4.7K OHM 1/5W J CRD20TJ472T
AMP	R815		nsp	nsp	RES.	15K OHM 1/5W J CRD20TJ153T
AMP	R816		nsp	nsp	RES.	5.6K OHM 1/5W J CRD20TJ562T
AMP	R818		nsp	nsp	RES.	100 OHM 1/5W J CRD20TJ101T
AMP	R819		nsp	nsp	RES.	100 OHM 1/5W J CRD20TJ101T
AMP	R820		nsp	nsp	RES.	33K OHM 1/5W J CRD20TJ333T
AMP	R821		nsp	nsp	RES.	4.7K OHM 1/5W J CRD20TJ472T
AMP	R822		nsp	nsp	RES.	24K OHM 1/5W J CRD20TJ243T
AMP	R823		nsp	nsp	RES.	6.8K OHM 1/5W J CRD20TJ682T
AMP	R824		nsp	nsp	CORD	SN95/PB5 0.6 C3A206
AMP	R825		nsp	nsp	CORD	SN95/PB5 0.6 C3A206
AMP	R826		nsp	nsp	CORD	SN95/PB5 0.6 C3A206
AMP	R827		nsp	nsp	RES.	4.7K OHM 1/5W J CRD20TJ472T
AMP	R828		nsp	nsp	RES.	10K OHM 1/5W J CRD20TJ103T
AMP	R829		nsp	nsp	RES.	10K OHM 1/5W J CRD20TJ103T
AMP	R830		nsp	nsp	RES.	10K OHM 1/5W J CRD20TJ103T
AMP	R831		nsp	nsp	RES.	4.7K OHM 1/5W J CRD20TJ472T
AMP	RS401		nsp	nsp	RES.	0.22 OHM X2 CEMENT CRF5EKR22X2
AMP	RS402		nsp	nsp	RES.	0.22 OHM X2 CEMENT CRF5EKR22X2
AMP	RS501		nsp	nsp	RES.	0.22 OHM X2 CEMENT CRF5EKR22X2
AMP	RS502		nsp	nsp	RES.	0.22 OHM X2 CEMENT CRF5EKR22X2
AMP	RS601		nsp	nsp	RES.	0.22 OHM X2 CEMENT CRF5EKR22X2
AMP	RS602		nsp	nsp	RES.	0.22 OHM X2 CEMENT CRF5EKR22X2
AMP	RS701		nsp	nsp	RES.	0.22 OHM X2 CEMENT CRF5EKR22X2
AMP	VR41		90M-RA001170R	90M-RA001170R	TRIM. RES.	KVSF689AC221 CVN3RE221B01T
AMP	VR42		90M-RA001170R	90M-RA001170R	TRIM. RES.	KVSF689AC221 CVN3RE221B01T
AMP	VR51		90M-RA001170R	90M-RA001170R	TRIM. RES.	KVSF689AC221 CVN3RE221B01T
AMP	VR52		90M-RA001170R	90M-RA001170R	TRIM. RES.	KVSF689AC221 CVN3RE221B01T
AMP	VR61		90M-RA001170R	90M-RA001170R	TRIM. RES.	KVSF689AC221 CVN3RE221B01T
AMP	VR62		90M-RA001170R	90M-RA001170R	TRIM. RES.	KVSF689AC221 CVN3RE221B01T
AMP	VR71		90M-RA001170R	90M-RA001170R	TRIM. RES.	KVSF689AC221 CVN3RE221B01T
					COMPONENT PWB (CUP11894X)	
COMP	BK91		nsp	nsp	BRACKET	BRACKET FOR PWB CMD1A569
COMP	BK92		nsp	nsp	BRACKET	BRACKET FOR PWB CMD1A569
COMP	C840		nsp	00MDK96102300	CER. CAP.	1000PF 50V KC CCUS1H102KC
COMP	C841		nsp	00MDK96102300	CER. CAP.	1000PF 50V KC CCUS1H102KC
COMP	C842		nsp	00MDK96102300	CER. CAP.	1000PF 50V KC CCUS1H102KC
COMP	C843		nsp	00MDK96102300	CER. CAP.	1000PF 50V KC CCUS1H102KC
COMP	C844		nsp	00MDK96102300	CER. CAP.	1000PF 50V KC CCUS1H102KC
COMP	C845		nsp	00MDK96102300	CER. CAP.	1000PF 50V KC CCUS1H102KC
COMP	C846		nsp	00MDK96102300	CER. CAP.	1000PF 50V KC CCUS1H102KC
COMP	C847		nsp	00MDK96102300	CER. CAP.	1000PF 50V KC CCUS1H102KC
COMP	C851		nsp	00MOA10605020	ELECT CAP.	10UF 50V CCEA1HH100T
COMP	C852		nsp	00MOA10605020	ELECT CAP.	10UF 50V CCEA1HH100T
COMP	C853		nsp	00MOA10605020	ELECT CAP.	10UF 50V CCEA1HH100T
COMP	C854		nsp	00MOA10605020	ELECT CAP.	10UF 50V CCEA1HH100T
COMP	C856		nsp	00MOA10605020	ELECT CAP.	10UF 50V CCEA1HH100T
COMP	C857		nsp	00MOA10605020	ELECT CAP.	10UF 50V CCEA1HH100T
COMP	C858		nsp	00MOA10605020	ELECT CAP.	10UF 50V CCEA1HH100T
COMP	C859		nsp	00MOA10605020	ELECT CAP.	10UF 50V CCEA1HH100T
COMP	C860		nsp	00MOA10605020	ELECT CAP.	10UF 50V CCEA1HH100T
COMP	C861		nsp	00MOA10605020	ELECT CAP.	10UF 50V CCEA1HH100T
COMP	C862		nsp	00MOA10605020	ELECT CAP.	10UF 50V CCEA1HH100T
COMP	C863		nsp	00MOA10605020	ELECT CAP.	10UF 50V CCEA1HH100T
COMP	C901		nsp	00MOA10505020	ELECT CAP.	1UF 50V CCEA1HH1R0T
COMP	C902		nsp	00MOA10505020	ELECT CAP.	1UF 50V CCEA1HH1R0T
COMP	C903		nsp	00MOA10505020	ELECT CAP.	1UF 50V CCEA1HH1R0T
COMP	C904		nsp	00MOA10505020	ELECT CAP.	1UF 50V CCEA1HH1R0T
COMP	C905		nsp	00MOA10505020	ELECT CAP.	1UF 50V CCEA1HH1R0T
COMP	C906		nsp	00MOA10505020	ELECT CAP.	1UF 50V CCEA1HH1R0T

NOTE : *nsp* PART IS LISTED FOR REFERENCE ONLY, MARANTZ WILL NOT SUPPLY THESE PARTS.

P.W.B. NAME	POS. NO.	VERS. COLOR	PART NO. (FOR EUR)	PART NO. (MZ)	PART NAME	DESCRIPTION	
COMP	C907		nsp	00MDK96103300	CER. CAP.	0.01UF 50V KC	CCUS1H103KC
COMP	C908		nsp	00MOA47602520	ELECT CAP.	47UF 25V	CCEA1EH470T
COMP	C909		nsp	00MOA47602520	ELECT CAP.	47UF 25V	CCEA1EH470T
COMP	C910		nsp	00MDK96103300	CER. CAP.	0.01UF 50V KC	CCUS1H103KC
COMP	C911		nsp	00MOA47602520	ELECT CAP.	47UF 25V	CCEA1EH470T
COMP	C912		nsp	00MDK96103300	CER. CAP.	0.01UF 50V KC	CCUS1H103KC
COMP	C913		nsp	00MOA47602520	ELECT CAP.	47UF 25V	CCEA1EH470T
COMP	C914		nsp	00MDK96103300	CER. CAP.	0.01UF 50V KC	CCUS1H103KC
COMP	C915		nsp	00MOA10505020	ELECT CAP.	1UF 50V	CCEA1HH1R0T
COMP	C916		nsp	00MOA10505020	ELECT CAP.	1UF 50V	CCEA1HH1R0T
COMP	C917		nsp	00MOA10505020	ELECT CAP.	1UF 50V	CCEA1HH1R0T
COMP	C918		nsp	00MDK96103300	CER. CAP.	0.01UF 50V KC	CCUS1H103KC
COMP	C919		nsp	00MOA47602520	ELECT CAP.	47UF 25V	CCEA1EH470T
COMP	C920		nsp	00MOA47602520	ELECT CAP.	47UF 25V	CCEA1EH470T
COMP	C921		nsp	00MDK96103300	CER. CAP.	0.01UF 50V KC	CCUS1H103KC
COMP	C922		nsp	00MOA47602520	ELECT CAP.	47UF 25V	CCEA1EH470T
COMP	C923		nsp	00MDK96103300	CER. CAP.	0.01UF 50V KC	CCUS1H103KC
COMP	C924		nsp	00MOA47602520	ELECT CAP.	47UF 25V	CCEA1EH470T
COMP	C925		nsp	00MDK96103300	CER. CAP.	0.01UF 50V KC	CCUS1H103KC
COMP	C926		nsp	00MOA10505020	ELECT CAP.	1UF 50V	CCEA1HH1R0T
COMP	C927		nsp	00MOA10505020	ELECT CAP.	1UF 50V	CCEA1HH1R0T
COMP	C928		nsp	00MOA10505020	ELECT CAP.	1UF 50V	CCEA1HH1R0T
COMP	C929		nsp	00MDK96103300	CER. CAP.	0.01UF 50V KC	CCUS1H103KC
COMP	C930		nsp	00MOA47602520	ELECT CAP.	47UF 25V	CCEA1EH470T
COMP	C931		nsp	00MOA47602520	ELECT CAP.	47UF 25V	CCEA1EH470T
COMP	C932		nsp	00MDK96103300	CER. CAP.	0.01UF 50V KC	CCUS1H103KC
COMP	C933		nsp	00MOA47602520	ELECT CAP.	47UF 25V	CCEA1EH470T
COMP	C934		nsp	00MDK96103300	CER. CAP.	0.01UF 50V KC	CCUS1H103KC
COMP	C935		nsp	00MOA47602520	ELECT CAP.	47UF 25V	CCEA1EH470T
COMP	C936		nsp	00MDK96103300	CER. CAP.	0.01UF 50V KC	CCUS1H103KC
COMP	C937		nsp	00MOA47701020	ELECT CAP.	470UF 10V	CCEA1AH471T
COMP	C938		nsp	00MDK96103300	CER. CAP.	0.01UF 50V KC	CCUS1H103KC
COMP	C939		nsp	00MOA47701020	ELECT CAP.	470UF 10V	CCEA1AH471T
COMP	C940		nsp	00MDK96103300	CER. CAP.	0.01UF 50V KC	CCUS1H103KC
COMP	C941		nsp	00MOA47701020	ELECT CAP.	470UF 10V	CCEA1AH471T
COMP	C942		nsp	00MDK96103300	CER. CAP.	0.01UF 50V KC	CCUS1H103KC
COMP	C943		nsp	00MDK96103300	CER. CAP.	0.01UF 50V KC	CCUS1H103KC
COMP	C944		nsp	00MDK96103300	CER. CAP.	0.01UF 50V KC	CCUS1H103KC
COMP	C945		nsp	00MDK96103300	CER. CAP.	0.01UF 50V KC	CCUS1H103KC
COMP	C946		nsp	00MDK96103300	CER. CAP.	0.01UF 50V KC	CCUS1H103KC
COMP	C947		nsp	00MOA10701620	ELECT CAP.	100UF 16V	CCEA1CH101T
COMP	C948		nsp	00MDK96103300	CER. CAP.	0.01UF 50V KC	CCUS1H103KC
COMP	C949		nsp	00MOA10701620	ELECT CAP.	100UF 16V	CCEA1CH101T
COMP	C950		nsp	00MDK96103300	CER. CAP.	0.01UF 50V KC	CCUS1H103KC
COMP	C951		nsp	00MOA47602520	ELECT CAP.	47UF 25V	CCEA1EH470T
COMP	C955		nsp	00MOA47602520	ELECT CAP.	47UF 25V	CCEA1EH470T
COMP	C956		nsp	00MOA47602520	ELECT CAP.	47UF 25V	CCEA1EH470T
COMP	C957		nsp	00MOA47602520	ELECT CAP.	47UF 25V	CCEA1EH470T
COMP	C971		nsp	00MDK96103300	CER. CAP.	0.01UF 50V KC	CCUS1H103KC
COMP	C972		nsp	00MDK96103300	CER. CAP.	0.01UF 50V KC	CCUS1H103KC
COMP	C973		nsp	00MDK96103300	CER. CAP.	0.01UF 50V KC	CCUS1H103KC
COMP	C974		nsp	00MDK96103300	CER. CAP.	0.01UF 50V KC	CCUS1H103KC
COMP	C975		nsp	00MDK96103300	CER. CAP.	0.01UF 50V KC	CCUS1H103KC
COMP	C976		nsp	00MDK96103300	CER. CAP.	0.01UF 50V KC	CCUS1H103KC
COMP	C977		nsp	00MOA10701620	ELECT CAP.	100UF 16V	CCEA1CH101T
COMP	C978		nsp	00MOA10701620	ELECT CAP.	100UF 16V	CCEA1CH101T
COMP	C979		nsp	00MOA47701020	ELECT CAP.	470UF 10V	CCEA1AH471T
COMP	C980		nsp	00MOA47701020	ELECT CAP.	470UF 10V	CCEA1AH471T
COMP	C981		nsp	00MOA47701020	ELECT CAP.	470UF 10V	CCEA1AH471T
COMP	C982		nsp	00MDK96103300	CER. CAP.	0.01UF 50V KC	CCUS1H103KC
COMP	C983		nsp	00MDK96103300	CER. CAP.	0.01UF 50V KC	CCUS1H103KC
COMP	C984		nsp	00MDK96103300	CER. CAP.	0.01UF 50V KC	CCUS1H103KC
COMP	CN41		nsp	nsp	CONN.	17P WAFER CARD CABLE	CJP17GA117ZY
COMP	CN42		nsp	nsp	CONN.	CARD CABLE	CJP11GA117ZY
COMP	CN43		nsp	nsp	CONN.	2PIN CJP02GA19ZY	CJP02GA19ZY
COMP	IC91		90M-HC109830R	90M-HC109830R	IC	NJM2584M	HVINJM2584MTE1
COMP	IC92		90M-HC109830R	90M-HC109830R	IC	NJM2584M	HVINJM2584MTE1
COMP	IC93		90M-HC109830R	90M-HC109830R	IC	NJM2584M	HVINJM2584MTE1

NOTE : "nsp" PART IS LISTED FOR REFERENCE ONLY, MARANTZ WILL NOT SUPPLY THESE PARTS.

P.W.B. NAME	POS. NO.	VERS. COLOR	PART NO. (FOR EUR)	PART NO. (MZ)	PART NAME	DESCRIPTION	
COMP	IC94		00MHC10236090	00MHC10236090	IC	NJM2586AM	HVINJM2586AMTE1
COMP	IC95		00MHC10239090	00MHC10239090	IC	NJM2581M	HVINJM2581MTE1
COMP	JK91		90M-YT004300R	90M-YT004300R	TERMINAL	JACK BOARD 6P G/B/R SILVER	CJJ4R045Z
COMP	JK92		90M-YT004300R	90M-YT004300R	TERMINAL	JACK BOARD 6P G/B/R SILVER	CJJ4R045Z
COMP	JK93		90M-YT004300R	90M-YT004300R	TERMINAL	JACK BOARD 6P G/B/R SILVER	CJJ4R045Z
COMP	JW29	F N	nsp	nsp	CORD	WIRE ASSY	CWZSR7001JW29
COMP	JW29	/K1G	nsp	nsp	CORD	WIRE ASSY	CWZSR7001JW29
COMP	Q851		90M-HT800110R	90M-HT800110R	TRS.	KTC4075GR	HVTKTC4075GR
COMP	Q852		90M-HT800110R	90M-HT800110R	TRS.	KTC4075GR	HVTKTC4075GR
COMP	Q853		90M-HT800110R	90M-HT800110R	TRS.	KTC4075GR	HVTKTC4075GR
COMP	Q854		90M-HT800110R	90M-HT800110R	TRS.	KTC4075GR	HVTKTC4075GR
COMP	Q855		90M-HT800110R	90M-HT800110R	TRS.	KTC4075GR	HVTKTC4075GR
COMP	Q856		90M-HT800110R	90M-HT800110R	TRS.	KTC4075GR	HVTKTC4075GR
COMP	Q857		90M-HT800110R	90M-HT800110R	TRS.	KTC4075GR	HVTKTC4075GR
COMP	Q858		90M-HT800110R	90M-HT800110R	TRS.	KTC4075GR	HVTKTC4075GR
COMP	Q859		90M-HT800110R	90M-HT800110R	TRS.	KTC4075GR	HVTKTC4075GR
COMP	Q860		90M-HT800110R	90M-HT800110R	TRS.	KTC4075GR	HVTKTC4075GR
COMP	Q861		90M-HT800110R	90M-HT800110R	TRS.	KTC4075GR	HVTKTC4075GR
COMP	Q862		90M-HT800110R	90M-HT800110R	TRS.	KTC4075GR	HVTKTC4075GR
COMP	R851		nsp	00MNN05223610	CHIP RES.	22K OHM 1/10W J	CRJ10DJ223T
COMP	R852		nsp	00MNN05223610	CHIP RES.	22K OHM 1/10W J	CRJ10DJ223T
COMP	R853		nsp	00MNN05102610	CHIP RES.	1K OHM 1/10W J	CRJ10DJ102T
COMP	R854		nsp	00MNN05223610	CHIP RES.	22K OHM 1/10W J	CRJ10DJ223T
COMP	R855		nsp	00MNN05223610	CHIP RES.	22K OHM 1/10W J	CRJ10DJ223T
COMP	R856		nsp	00MNN05102610	CHIP RES.	1K OHM 1/10W J	CRJ10DJ102T
COMP	R857		nsp	00MNN05223610	CHIP RES.	22K OHM 1/10W J	CRJ10DJ223T
COMP	R858		nsp	00MNN05223610	CHIP RES.	22K OHM 1/10W J	CRJ10DJ223T
COMP	R859		nsp	00MNN05102610	CHIP RES.	1K OHM 1/10W J	CRJ10DJ102T
COMP	R860		nsp	00MNN05223610	CHIP RES.	22K OHM 1/10W J	CRJ10DJ223T
COMP	R861		nsp	00MNN05223610	CHIP RES.	22K OHM 1/10W J	CRJ10DJ223T
COMP	R862		nsp	00MNN05102610	CHIP RES.	1K OHM 1/10W J	CRJ10DJ102T
COMP	R863		nsp	00MNN05223610	CHIP RES.	22K OHM 1/10W J	CRJ10DJ223T
COMP	R864		nsp	00MNN05223610	CHIP RES.	22K OHM 1/10W J	CRJ10DJ223T
COMP	R865		nsp	00MNN05102610	CHIP RES.	1K OHM 1/10W J	CRJ10DJ102T
COMP	R866		nsp	00MNN05223610	CHIP RES.	22K OHM 1/10W J	CRJ10DJ223T
COMP	R867		nsp	00MNN05223610	CHIP RES.	22K OHM 1/10W J	CRJ10DJ223T
COMP	R868		nsp	00MNN05102610	CHIP RES.	1K OHM 1/10W J	CRJ10DJ102T
COMP	R869		nsp	00MNN05223610	CHIP RES.	22K OHM 1/10W J	CRJ10DJ223T
COMP	R870		nsp	00MNN05223610	CHIP RES.	22K OHM 1/10W J	CRJ10DJ223T
COMP	R871		nsp	00MNN05102610	CHIP RES.	1K OHM 1/10W J	CRJ10DJ102T
COMP	R872		nsp	00MNN05223610	CHIP RES.	22K OHM 1/10W J	CRJ10DJ223T
COMP	R873		nsp	00MNN05223610	CHIP RES.	22K OHM 1/10W J	CRJ10DJ223T
COMP	R874		nsp	00MNN05102610	CHIP RES.	1K OHM 1/10W J	CRJ10DJ102T
COMP	R875		nsp	00MNN05223610	CHIP RES.	22K OHM 1/10W J	CRJ10DJ223T
COMP	R876		nsp	00MNN05223610	CHIP RES.	22K OHM 1/10W J	CRJ10DJ223T
COMP	R877		nsp	00MNN05102610	CHIP RES.	1K OHM 1/10W J	CRJ10DJ102T
COMP	R878		nsp	00MNN05223610	CHIP RES.	22K OHM 1/10W J	CRJ10DJ223T
COMP	R879		nsp	00MNN05223610	CHIP RES.	22K OHM 1/10W J	CRJ10DJ223T
COMP	R880		nsp	00MNN05102610	CHIP RES.	1K OHM 1/10W J	CRJ10DJ102T
COMP	R881		nsp	00MNN05223610	CHIP RES.	22K OHM 1/10W J	CRJ10DJ223T
COMP	R882		nsp	00MNN05223610	CHIP RES.	22K OHM 1/10W J	CRJ10DJ223T
COMP	R883		nsp	00MNN05102610	CHIP RES.	1K OHM 1/10W J	CRJ10DJ102T
COMP	R884		nsp	00MNN05223610	CHIP RES.	22K OHM 1/10W J	CRJ10DJ223T
COMP	R885		nsp	00MNN05223610	CHIP RES.	22K OHM 1/10W J	CRJ10DJ223T
COMP	R886		nsp	00MNN05102610	CHIP RES.	1K OHM 1/10W J	CRJ10DJ102T
COMP	R901		nsp	00MNN05750610	CHIP RES.	75 OHM 1/10W J	CRJ10DJ750T
COMP	R902		nsp	00MNN05750610	CHIP RES.	75 OHM 1/10W J	CRJ10DJ750T
COMP	R903		nsp	00MNN05750610	CHIP RES.	75 OHM 1/10W J	CRJ10DJ750T
COMP	R904		nsp	00MNN05105610	CHIP RES.	1M OHM 1/10W J	CRJ10DJ105T
COMP	R905		nsp	00MNN05105610	CHIP RES.	1M OHM 1/10W J	CRJ10DJ105T
COMP	R906		nsp	00MNN05750610	CHIP RES.	75 OHM 1/10W J	CRJ10DJ750T
COMP	R907		nsp	00MNN05750610	CHIP RES.	75 OHM 1/10W J	CRJ10DJ750T
COMP	R908		nsp	00MNN05750610	CHIP RES.	75 OHM 1/10W J	CRJ10DJ750T
COMP	R911		nsp	00MNN05750610	CHIP RES.	75 OHM 1/10W J	CRJ10DJ750T
COMP	R912		nsp	00MNN05750610	CHIP RES.	75 OHM 1/10W J	CRJ10DJ750T
COMP	R913		nsp	00MNN05750610	CHIP RES.	75 OHM 1/10W J	CRJ10DJ750T
COMP	R914		nsp	00MNN05105610	CHIP RES.	1M OHM 1/10W J	CRJ10DJ105T

NOTE : "nsp" PART IS LISTED FOR REFERENCE ONLY, MARANTZ WILL NOT SUPPLY THESE PARTS.

P.W.B. NAME	POS. NO.	VERS. COLOR	PART NO. (FOR EUR)	PART NO. (MZ)	PART NAME	DESCRIPTION	
COMP	R915		nsp	00MNN05105610	CHIP RES.	1M OHM 1/10W J	CRJ10DJ105T
COMP	R921		nsp	00MNN05750610	CHIP RES.	75 OHM 1/10W J	CRJ10DJ750T
COMP	R922		nsp	00MNN05750610	CHIP RES.	75 OHM 1/10W J	CRJ10DJ750T
COMP	R923		nsp	00MNN05750610	CHIP RES.	75 OHM 1/10W J	CRJ10DJ750T
COMP	R924		nsp	00MNN05105610	CHIP RES.	1M OHM 1/10W J	CRJ10DJ105T
COMP	R925		nsp	00MNN05105610	CHIP RES.	1M OHM 1/10W J	CRJ10DJ105T
COMP	R931		nsp	00MNN05750610	CHIP RES.	75 OHM 1/10W J	CRJ10DJ750T
COMP	R932		nsp	00MNN05750610	CHIP RES.	75 OHM 1/10W J	CRJ10DJ750T
COMP	R933		nsp	00MNN05750610	CHIP RES.	75 OHM 1/10W J	CRJ10DJ750T
COMP	R934		nsp	00MNN05105610	CHIP RES.	1M OHM 1/10W J	CRJ10DJ105T
COMP	R935		nsp	00MNN05105610	CHIP RES.	1M OHM 1/10W J	CRJ10DJ105T
COMP	R936		nsp	00MNN05105610	CHIP RES.	1M OHM 1/10W J	CRJ10DJ105T
COMP	R947		nsp	00MNN05750610	CHIP RES.	75 OHM 1/10W J	CRJ10DJ750T
COMP	R948		nsp	00MNN05750610	CHIP RES.	75 OHM 1/10W J	CRJ10DJ750T
COMP	R949		nsp	00MNN05750610	CHIP RES.	75 OHM 1/10W J	CRJ10DJ750T
COMP	R952		nsp	00MNN05750610	CHIP RES.	75 OHM 1/10W J	CRJ10DJ750T
COMP	R953		nsp	00MNN05750610	CHIP RES.	75 OHM 1/10W J	CRJ10DJ750T
COMP	R954		nsp	00MNN05750610	CHIP RES.	75 OHM 1/10W J	CRJ10DJ750T
COMP	R961		nsp	00MNN05470610	CHIP RES.	47 OHM 1/10W J	CRJ10DJ470T
COMP	R962		nsp	00MNN05470610	CHIP RES.	47 OHM 1/10W J	CRJ10DJ470T
COMP	R963		nsp	00MNN05470610	CHIP RES.	47 OHM 1/10W J	CRJ10DJ470T
COMP	R964		nsp	00MNN05470610	CHIP RES.	47 OHM 1/10W J	CRJ10DJ470T
COMP	R965		nsp	00MNN05470610	CHIP RES.	47 OHM 1/10W J	CRJ10DJ470T
COMP	R966		nsp	00MNN05470610	CHIP RES.	47 OHM 1/10W J	CRJ10DJ470T
COMP	R973		nsp	00MNN05750610	CHIP RES.	75 OHM 1/10W J	CRJ10DJ750T
COMP	R974		nsp	00MNN05471610	CHIP RES.	470 OHM 1/10W J	CRJ10DJ471T
COMP	R975		nsp	00MNN05471610	CHIP RES.	470 OHM 1/10W J	CRJ10DJ471T
COMP	R976		nsp	00MNN05471610	CHIP RES.	470 OHM 1/10W J	CRJ10DJ471T
COMP	R977		nsp	00MNN05471610	CHIP RES.	470 OHM 1/10W J	CRJ10DJ471T
COMP	R978		nsp	00MNN05470610	CHIP RES.	47 OHM 1/10W J	CRJ10DJ470T
COMP	R979		nsp	00MNN05470610	CHIP RES.	47 OHM 1/10W J	CRJ10DJ470T
COMP	R980		nsp	00MNN05470610	CHIP RES.	47 OHM 1/10W J	CRJ10DJ470T
COMP	R984		nsp	00MNN05471610	CHIP RES.	470 OHM 1/10W J	CRJ10DJ471T
COMP	R985		nsp	00MNN05471610	CHIP RES.	470 OHM 1/10W J	CRJ10DJ471T
COMP	R986		nsp	00MNN05471610	CHIP RES.	470 OHM 1/10W J	CRJ10DJ471T
COMP	R987		nsp	00MNN05471610	CHIP RES.	470 OHM 1/10W J	CRJ10DJ471T
COMP	R988		nsp	00MNN05000610	CHIP RES.	0 OHM 1/10W J	CRJ10DJ0R0T
COMP	R989		nsp	00MNN05000610	CHIP RES.	0 OHM 1/10W J	CRJ10DJ0R0T
COMP	R990		nsp	00MNN05000610	CHIP RES.	0 OHM 1/10W J	CRJ10DJ0R0T
					DSP PWB (CUP11989Z)		
DSP	BN38		nsp	nsp	CORD	WIRE ASSY	CWZSR7001BN38
DSP	BN51		nsp	nsp	CORD	WIRE ASSY	CWB1C905500EN
DSP	BN52	/U1B	nsp	nsp	CORD	WIRE ASSY	CWB1C902200EN
DSP	BN53		nsp	nsp	CORD	WIRE ASSY	CWZSR8001CN55
DSP	BN86		nsp	nsp	CORD	WIRE ASSY	CWZSR8001BN85
DSP	BN90		nsp	nsp	CORD	WIRE ASSY	CWB1B904200EN
DSP	BN91		nsp	nsp	CORD	WIRE ASSY	CWB1C902300EN
DSP	C100		nsp	00MDD95101300	CER. CAP.	100PF 50V JA	CCUS1H101JA
DSP	C101		nsp	00MDK96104300	CER. CAP.	0.1UF 50V K	CCUS1H104KC
DSP	C102		nsp	00MOA22605020	ELECT CAP.	22UF 50V	CCEA1HH220T
DSP	C103		nsp	00MOA10605020	ELECT CAP.	10UF 50V	CCEA1HH100T
DSP	C104		nsp	00MOA22605020	ELECT CAP.	22UF 50V	CCEA1HH220T
DSP	C105		nsp	00MOA22605020	ELECT CAP.	22UF 50V	CCEA1HH220T
DSP	C106		nsp	00MDK96104300	CER. CAP.	0.1UF 50V K	CCUS1H104KC
DSP	C107		nsp	00MOA10701620	ELECT CAP.	100UF 16V	CCEA1CH101T
DSP	C108		nsp	00MDK96272300	CER. CAP.	2700PF 50V KC	CCUS1H272KC
DSP	C109		nsp	00MDK96104300	CER. CAP.	0.1UF 50V K	CCUS1H104KC
DSP	C110		nsp	00MOA22605020	ELECT CAP.	22UF 50V	CCEA1HH220T
DSP	C111		nsp	00MDK96104300	CER. CAP.	0.1UF 50V K	CCUS1H104KC
DSP	C112		nsp	00MDK96272300	CER. CAP.	2700PF 50V KC	CCUS1H272KC
DSP	C113		nsp	00MDD95151300	CER. CAP.	150PF 50V JA	CCUS1H151JA
DSP	C114		nsp	00MDK96104300	CER. CAP.	0.1UF 50V K	CCUS1H104KC
DSP	C115		nsp	00MDK96104300	CER. CAP.	0.1UF 50V K	CCUS1H104KC
DSP	C116		nsp	00MDK96104300	CER. CAP.	0.1UF 50V K	CCUS1H104KC
DSP	C117		nsp	00MOA22605020	ELECT CAP.	22UF 50V	CCEA1HH220T
DSP	C118		nsp	00MDD95101300	CER. CAP.	100PF 50V JA	CCUS1H101JA
DSP	C119		nsp	00MOA47602520	ELECT CAP.	47UF 25V	CCEA1EH470T

NOTE : "nsp" PART IS LISTED FOR REFERENCE ONLY, MARANTZ WILL NOT SUPPLY THESE PARTS.

P.W.B. NAME	POS. NO.	VERS. COLOR	PART NO. (FOR EUR)	PART NO. (MZ)	PART NAME	DESCRIPTION
DSP	C120		nsp	00MOA10505020	ELECT CAP.	1UF 50V CCEA1HH1R0T
DSP	C121		nsp	00MDK96104300	CER. CAP.	0.1UF 50V K CCUS1H104KC
DSP	C122		nsp	00MDK96104300	CER. CAP.	0.1UF 50V K CCUS1H104KC
DSP	C123		nsp	00MOA10701620	ELECT CAP.	100UF 16V CCEA1CH101T
DSP	C124		nsp	00MDK96104300	CER. CAP.	0.1UF 50V K CCUS1H104KC
DSP	C125		nsp	00MOA22605020	ELECT CAP.	22UF 50V CCEA1HH220T
DSP	C126		nsp	00MDK96104300	CER. CAP.	0.1UF 50V K CCUS1H104KC
DSP	C127		nsp	00MDK96104300	CER. CAP.	0.1UF 50V K CCUS1H104KC
DSP	C128		nsp	00MOA22605020	ELECT CAP.	22UF 50V CCEA1HH220T
DSP	C129		nsp	00MDK96104300	CER. CAP.	0.1UF 50V K CCUS1H104KC
DSP	C130		nsp	00MOA22605020	ELECT CAP.	22UF 50V CCEA1HH220T
DSP	C134		nsp	00MDK96182300	CER. CAP.	1800PF/50V/1608/X7R CCUS1H182KC
DSP	C135		nsp	00MDD95331300	CER. CAP.	330PF 50V JA CCUS1H331JA
DSP	C136		nsp	00MDD95331300	CER. CAP.	330PF 50V JA CCUS1H331JA
DSP	C137		nsp	00MDK96182300	CER. CAP.	1800PF/50V/1608/X7R CCUS1H182KC
DSP	C138		nsp	00MDK96182300	CER. CAP.	1800PF/50V/1608/X7R CCUS1H182KC
DSP	C139		nsp	00MDK96104300	CER. CAP.	0.1UF 50V K CCUS1H104KC
DSP	C140		nsp	00MDD95101300	CER. CAP.	100PF 50V JA CCUS1H101JA
DSP	C141		nsp	00MDD95331300	CER. CAP.	330PF 50V JA CCUS1H331JA
DSP	C142		nsp	00MOA22605020	ELECT CAP.	22UF 50V CCEA1HH220T
DSP	C143		nsp	00MDK96182300	CER. CAP.	1800PF/50V/1608/X7R CCUS1H182KC
DSP	C144		nsp	00MDK96182300	CER. CAP.	1800PF/50V/1608/X7R CCUS1H182KC
DSP	C145		nsp	00MOA22605020	ELECT CAP.	22UF 50V CCEA1HH220T
DSP	C146		nsp	00MDK96104300	CER. CAP.	0.1UF 50V K CCUS1H104KC
DSP	C147		nsp	00MDD95151300	CER. CAP.	150PF 50V JA CCUS1H151JA
DSP	C148		nsp	00MDD95331300	CER. CAP.	330PF 50V JA CCUS1H331JA
DSP	C149		nsp	00MDD95331300	CER. CAP.	330PF 50V JA CCUS1H331JA
DSP	C150		nsp	00MDK96104300	CER. CAP.	0.1UF 50V K CCUS1H104KC
DSP	C151		nsp	00MOA22605020	ELECT CAP.	22UF 50V CCEA1HH220T
DSP	C152		nsp	00MDK96182300	CER. CAP.	1800PF/50V/1608/X7R CCUS1H182KC
DSP	C153		nsp	00MDK96182300	CER. CAP.	1800PF/50V/1608/X7R CCUS1H182KC
DSP	C154		nsp	00MOA22605020	ELECT CAP.	22UF 50V CCEA1HH220T
DSP	C155		nsp	00MDD95331300	CER. CAP.	330PF 50V JA CCUS1H331JA
DSP	C156		nsp	00MDK96104300	CER. CAP.	0.1UF 50V K CCUS1H104KC
DSP	C157		nsp	00MDK96182300	CER. CAP.	1800PF/50V/1608/X7R CCUS1H182KC
DSP	C158		nsp	00MDK96182300	CER. CAP.	1800PF/50V/1608/X7R CCUS1H182KC
DSP	C159		nsp	00MDD95331300	CER. CAP.	330PF 50V JA CCUS1H331JA
DSP	C160		nsp	00MDD95331300	CER. CAP.	330PF 50V JA CCUS1H331JA
DSP	C161		nsp	00MDK96182300	CER. CAP.	1800PF/50V/1608/X7R CCUS1H182KC
DSP	C162		nsp	00MDK96182300	CER. CAP.	1800PF/50V/1608/X7R CCUS1H182KC
DSP	C163		nsp	00MDD95331300	CER. CAP.	330PF 50V JA CCUS1H331JA
DSP	C164		nsp	00MDK96104300	CER. CAP.	0.1UF 50V K CCUS1H104KC
DSP	C165		nsp	00MOA22605020	ELECT CAP.	22UF 50V CCEA1HH220T
DSP	C166		nsp	00MDK96182300	CER. CAP.	1800PF/50V/1608/X7R CCUS1H182KC
DSP	C167		nsp	00MDK96182300	CER. CAP.	1800PF/50V/1608/X7R CCUS1H182KC
DSP	C168		nsp	00MOA22605020	ELECT CAP.	22UF 50V CCEA1HH220T
DSP	C169		nsp	00MDD95331300	CER. CAP.	330PF 50V JA CCUS1H331JA
DSP	C170		nsp	00MDK96104300	CER. CAP.	0.1UF 50V K CCUS1H104KC
DSP	C171		nsp	00MDK96182300	CER. CAP.	1800PF/50V/1608/X7R CCUS1H182KC
DSP	C172		nsp	00MDK96182300	CER. CAP.	1800PF/50V/1608/X7R CCUS1H182KC
DSP	C173		nsp	00MDD95331300	CER. CAP.	330PF 50V JA CCUS1H331JA
DSP	C174		nsp	00MDD95331300	CER. CAP.	330PF 50V JA CCUS1H331JA
DSP	C175		nsp	00MDK96182300	CER. CAP.	1800PF/50V/1608/X7R CCUS1H182KC
DSP	C176		nsp	00MDK96182300	CER. CAP.	1800PF/50V/1608/X7R CCUS1H182KC
DSP	C177		nsp	00MDD95331300	CER. CAP.	330PF 50V JA CCUS1H331JA
DSP	C178		nsp	00MDK96104300	CER. CAP.	0.1UF 50V K CCUS1H104KC
DSP	C179		nsp	00MOA22605020	ELECT CAP.	22UF 50V CCEA1HH220T
DSP	C180		nsp	00MDK96182300	CER. CAP.	1800PF/50V/1608/X7R CCUS1H182KC
DSP	C181		nsp	00MDK96182300	CER. CAP.	1800PF/50V/1608/X7R CCUS1H182KC
DSP	C182		nsp	00MOA22605020	ELECT CAP.	22UF 50V CCEA1HH220T
DSP	C183		nsp	00MDD95331300	CER. CAP.	330PF 50V JA CCUS1H331JA
DSP	C184		nsp	00MDK96104300	CER. CAP.	0.1UF 50V K CCUS1H104KC
DSP	C185		nsp	00MDK96182300	CER. CAP.	1800PF/50V/1608/X7R CCUS1H182KC
DSP	C186		nsp	00MDK96182300	CER. CAP.	1800PF/50V/1608/X7R CCUS1H182KC
DSP	C187		nsp	00MDD95331300	CER. CAP.	330PF 50V JA CCUS1H331JA
DSP	C188		nsp	00MDD95331300	CER. CAP.	330PF 50V JA CCUS1H331JA
DSP	C189		nsp	00MOA22605020	ELECT CAP.	22UF 50V CCEA1HH220T

NOTE : *nsp* PART IS LISTED FOR REFERENCE ONLY, MARANTZ WILL NOT SUPPLY THESE PARTS.

P.W.B. NAME	POS. NO.	VERS. COLOR	PART NO. (FOR EUR)	PART NO. (MZ)	PART NAME	DESCRIPTION	
DSP	C190		nsp	00MDK96182300	CER. CAP.	1800PF/50V/1608/X7R	CCUS1H182KC
DSP	C191		nsp	00MDK96182300	CER. CAP.	1800PF/50V/1608/X7R	CCUS1H182KC
DSP	C192		nsp	00MOA22605020	ELECT CAP.	22UF 50V	CCEA1HH220T
DSP	C193		nsp	00MDK96104300	CER. CAP.	0.1UF 50V K	CCUS1H104KC
DSP	C195		nsp	00MDK96104300	CER. CAP.	0.1UF 50V K	CCUS1H104KC
DSP	C197		nsp	00MDK96104300	CER. CAP.	0.1UF 50V K	CCUS1H104KC
DSP	C198		nsp	00MDK96104300	CER. CAP.	0.1UF 50V K	CCUS1H104KC
DSP	C199		nsp	00MOA10605020	ELECT CAP.	10UF 50V	CCEA1HH100T
DSP	C200		nsp	00MDD95471300	CER. CAP.	470PF 50V JA	CCUS1H471JA
DSP	C201		nsp	00MDD9515030R	CER. CAP.	15PF 50V JA	CCUS1H150JA
DSP	C202		nsp	00MDD9515030R	CER. CAP.	15PF 50V JA	CCUS1H150JA
DSP	C203		nsp	00MDD95471300	CER. CAP.	470PF 50V JA	CCUS1H471JA
DSP	C204		nsp	00MDK96104300	CER. CAP.	0.1UF 50V K	CCUS1H104KC
DSP	C205		nsp	00MDK96104300	CER. CAP.	0.1UF 50V K	CCUS1H104KC
DSP	C206		nsp	00MDK96104300	CER. CAP.	0.1UF 50V K	CCUS1H104KC
DSP	C207		nsp	00MDK96104300	CER. CAP.	0.1UF 50V K	CCUS1H104KC
DSP	C208		nsp	00MDK96104300	CER. CAP.	0.1UF 50V K	CCUS1H104KC
DSP	C209		nsp	00MDK96104300	CER. CAP.	0.1UF 50V K	CCUS1H104KC
DSP	C210		nsp	00MDK96104300	CER. CAP.	0.1UF 50V K	CCUS1H104KC
DSP	C211		nsp	00MDK96104300	CER. CAP.	0.1UF 50V K	CCUS1H104KC
DSP	C212		nsp	00MDK96104300	CER. CAP.	0.1UF 50V K	CCUS1H104KC
DSP	C213		nsp	00MDK96104300	CER. CAP.	0.1UF 50V K	CCUS1H104KC
DSP	C214		nsp	00MDK96104300	CER. CAP.	0.1UF 50V K	CCUS1H104KC
DSP	C215		nsp	00MDK96104300	CER. CAP.	0.1UF 50V K	CCUS1H104KC
DSP	C216		nsp	00MDK96104300	CER. CAP.	0.1UF 50V K	CCUS1H104KC
DSP	C217		nsp	00MDK96104300	CER. CAP.	0.1UF 50V K	CCUS1H104KC
DSP	C218		nsp	00MDK96104300	CER. CAP.	0.1UF 50V K	CCUS1H104KC
DSP	C219		nsp	00MDK96104300	CER. CAP.	0.1UF 50V K	CCUS1H104KC
DSP	C220		nsp	00MDK96104300	CER. CAP.	0.1UF 50V K	CCUS1H104KC
DSP	C221		nsp	00MDK96104300	CER. CAP.	0.1UF 50V K	CCUS1H104KC
DSP	C222		nsp	00MDK96104300	CER. CAP.	0.1UF 50V K	CCUS1H104KC
DSP	C223		nsp	00MDK96104300	CER. CAP.	0.1UF 50V K	CCUS1H104KC
DSP	C224		nsp	00MDK96104300	CER. CAP.	0.1UF 50V K	CCUS1H104KC
DSP	C225		nsp	00MDK96104300	CER. CAP.	0.1UF 50V K	CCUS1H104KC
DSP	C226		nsp	00MDK96104300	CER. CAP.	0.1UF 50V K	CCUS1H104KC
DSP	C227		nsp	00MDK96104300	CER. CAP.	0.1UF 50V K	CCUS1H104KC
DSP	C228		nsp	00MDK96104300	CER. CAP.	0.1UF 50V K	CCUS1H104KC
DSP	C229		nsp	00MDK96104300	CER. CAP.	0.1UF 50V K	CCUS1H104KC
DSP	C230		nsp	00MDK96104300	CER. CAP.	0.1UF 50V K	CCUS1H104KC
DSP	C231		nsp	00MDK96104300	CER. CAP.	0.1UF 50V K	CCUS1H104KC
DSP	C232		nsp	00MDK96104300	CER. CAP.	0.1UF 50V K	CCUS1H104KC
DSP	C233		nsp	00MDK96104300	CER. CAP.	0.1UF 50V K	CCUS1H104KC
DSP	C234		nsp	00MDK96104300	CER. CAP.	0.1UF 50V K	CCUS1H104KC
DSP	C235		nsp	00MDK96104300	CER. CAP.	0.1UF 50V K	CCUS1H104KC
DSP	C236		nsp	00MDK96104300	CER. CAP.	0.1UF 50V K	CCUS1H104KC
DSP	C237		nsp	00MDK96182300	CER. CAP.	1800PF/50V/1608/X7R	CCUS1H182KC
DSP	C238		nsp	00MDD95101300	CER. CAP.	100PF 50V JA	CCUS1H101JA
DSP	C240		nsp	00MOA22605020	ELECT CAP.	22UF 50V	CCEA1HH220T
DSP	C263		nsp	00MDK96104300	CER. CAP.	0.1UF 50V K	CCUS1H104KC
DSP	C275		nsp	00MDK96103300	CER. CAP.	0.01UF 50V KC	CCUS1H103KC
DSP	C276		nsp	00MDD95330300	CER. CAP.	33PF 50V JA	CCUS1H330JA
DSP	C277		nsp	00MOA47602520	ELECT CAP.	47UF 25V	CCEA1EH470T
DSP	C278		nsp	00MDD95330300	CER. CAP.	33PF 50V JA	CCUS1H330JA
DSP	C279		nsp	00MOA47602520	ELECT CAP.	47UF 25V	CCEA1EH470T
DSP	C280		nsp	00MDK96103300	CER. CAP.	0.01UF 50V KC	CCUS1H103KC
DSP	C281		nsp	00MDD95101300	CER. CAP.	100PF 50V JA	CCUS1H101JA
DSP	C288		nsp	00MDK96104300	CER. CAP.	0.1UF 50V K	CCUS1H104KC
DSP	C307		nsp	00MDD95101300	CER. CAP.	100PF 50V JA	CCUS1H101JA
DSP	C308		nsp	00MDK96104300	CER. CAP.	0.1UF 50V K	CCUS1H104KC
DSP	C310		nsp	00MOA47602520	ELECT CAP.	47UF 25V	CCEA1EH470T
DSP	C311		nsp	00MDK96103300	CER. CAP.	0.01UF 50V KC	CCUS1H103KC
DSP	C312		nsp	00MDK96104300	CER. CAP.	0.1UF 50V K	CCUS1H104KC
DSP	C313		nsp	00MDK96103300	CER. CAP.	0.01UF 50V KC	CCUS1H103KC
DSP	C314		nsp	00MOA47602520	ELECT CAP.	47UF 25V	CCEA1EH470T
DSP	C315		nsp	00MDK96104300	CER. CAP.	0.1UF 50V K	CCUS1H104KC
DSP	C316		nsp	00MDK96104300	CER. CAP.	0.1UF 50V K	CCUS1H104KC
DSP	C318		nsp	00MDK96104300	CER. CAP.	0.1UF 50V K	CCUS1H104KC

NOTE : *nsp* PART IS LISTED FOR REFERENCE ONLY, MARANTZ WILL NOT SUPPLY THESE PARTS.

P.W.B. NAME	POS. NO.	VERS. COLOR	PART NO. (FOR EUR)	PART NO. (MZ)	PART NAME	DESCRIPTION	
DSP	C326		nsp	00MDD95101300	CER. CAP.	100PF 50V JA	CCUS1H101JA
DSP	C327		nsp	00MOA22605020	ELECT CAP.	22UF 50V	CCEA1HH220T
DSP	C328		nsp	00MDK96104300	CER. CAP.	0.1UF 50V K	CCUS1H104KC
DSP	C329		nsp	00MDK96104300	CER. CAP.	0.1UF 50V K	CCUS1H104KC
DSP	C330		nsp	00MDD95120300	CER. CAP.	12PF 50V JA	CCUS1H120JA
DSP	C331		nsp	00MDD9515030R	CER. CAP.	15PF 50V JA	CCUS1H150JA
DSP	C332		nsp	00MOA22605020	ELECT CAP.	22UF 50V	CCEA1HH220T
DSP	C333		nsp	00MDK96104300	CER. CAP.	0.1UF 50V K	CCUS1H104KC
DSP	C334		nsp	00MOA22605020	ELECT CAP.	22UF 50V	CCEA1HH220T
DSP	C335		nsp	00MDK96104300	CER. CAP.	0.1UF 50V K	CCUS1H104KC
DSP	C336		nsp	00MOA22605020	ELECT CAP.	22UF 50V	CCEA1HH220T
DSP	C337		nsp	00MDK96104300	CER. CAP.	0.1UF 50V K	CCUS1H104KC
DSP	C338		nsp	00MDK98223300	CER. CAP.	0.022UF 50V KC	CCUS1H223KC
DSP	C339		nsp	00MDK96104300	CER. CAP.	0.1UF 50V K	CCUS1H104KC
DSP	C340		nsp	00MDK96104300	CER. CAP.	0.1UF 50V K	CCUS1H104KC
DSP	C341		nsp	00MOA22605020	ELECT CAP.	22UF 50V	CCEA1HH220T
DSP	C342		nsp	00MDK96104300	CER. CAP.	0.1UF 50V K	CCUS1H104KC
DSP	C343		nsp	00MDK96104300	CER. CAP.	0.1UF 50V K	CCUS1H104KC
DSP	C371		nsp	00MDD95101300	CER. CAP.	100PF 50V JA	CCUS1H101JA
DSP	C375		nsp	00MDK96104300	CER. CAP.	0.1UF 50V K	CCUS1H104KC
DSP	C376		nsp	00MDK96104300	CER. CAP.	0.1UF 50V K	CCUS1H104KC
DSP	C377		nsp	00MDK96104300	CER. CAP.	0.1UF 50V K	CCUS1H104KC
DSP	C378	FN	nsp	00MOA47701620	ELECT CAP.	470UF 16V ZF	CCEA1CH471T
DSP	C378	/N1B	nsp	00MOA47701620	ELECT CAP.	470UF 16V ZF	CCEA1CH471T
DSP	C378	/N1S	nsp	00MOA47701620	ELECT CAP.	470UF 16V ZF	CCEA1CH471T
DSP	C378	/U1B	nsp	00MOA47701620	ELECT CAP.	470UF 16V ZF	CCEA1CH471T
DSP	C379		nsp	00MDK96104300	CER. CAP.	0.1UF 50V K	CCUS1H104KC
DSP	CC10		nsp	00MDK96104300	CER. CAP.	0.1UF 50V K	CCUS1H104KC
DSP	CC11		nsp	00MDK96104300	CER. CAP.	0.1UF 50V K	CCUS1H104KC
DSP	CC12		nsp	00MDD95180300	CER. CAP.	18PF 50V JA	CCUS1H180JA
DSP	CC13		nsp	00MDK96104300	CER. CAP.	0.1UF 50V K	CCUS1H104KC
DSP	CC14		nsp	00MDD95330300	CER. CAP.	33PF 50V JA	CCUS1H330JA
DSP	CC15		nsp	00MDK96103300	CER. CAP.	0.01UF 50V KC	CCUS1H103KC
DSP	CC16		nsp	00MDK96103300	CER. CAP.	0.01UF 50V KC	CCUS1H103KC
DSP	CC17		nsp	00MDD95330300	CER. CAP.	33PF 50V JA	CCUS1H330JA
DSP	CC18		nsp	00MOA47602520	ELECT CAP.	47UF 25V	CCEA1EH470T
DSP	CC19		nsp	00MDK96103300	CER. CAP.	0.01UF 50V KC	CCUS1H103KC
DSP	CC20		nsp	00MDK96103300	CER. CAP.	0.01UF 50V KC	CCUS1H103KC
DSP	CC21		nsp	00MOA22605020	ELECT CAP.	22UF 50V	CCEA1HH220T
DSP	CC22		nsp	00MDK96103300	CER. CAP.	0.01UF 50V KC	CCUS1H103KC
DSP	CC23		nsp	00MDK96103300	CER. CAP.	0.01UF 50V KC	CCUS1H103KC
DSP	CC24		nsp	00MDK96104300	CER. CAP.	0.1UF 50V K	CCUS1H104KC
DSP	CC25		nsp	00MDK96103300	CER. CAP.	0.01UF 50V KC	CCUS1H103KC
DSP	CC26		nsp	00MDK96103300	CER. CAP.	0.01UF 50V KC	CCUS1H103KC
DSP	CC27		nsp	00MDK96104300	CER. CAP.	0.1UF 50V K	CCUS1H104KC
DSP	CC28		nsp	00MOA47602520	ELECT CAP.	47UF 25V	CCEA1EH470T
DSP	CC29		nsp	00MDK96104300	CER. CAP.	0.1UF 50V K	CCUS1H104KC
DSP	CC30		nsp	00MOA47602520	ELECT CAP.	47UF 25V	CCEA1EH470T
DSP	CC31		nsp	00MDK96104300	CER. CAP.	0.1UF 50V K	CCUS1H104KC
DSP	CC32		nsp	00MDK96104300	CER. CAP.	0.1UF 50V K	CCUS1H104KC
DSP	CC33		nsp	00MDD95270300	CER. CAP.	27PF 50V JA	CCUS1H270JA
DSP	CC34		nsp	00MDD95270300	CER. CAP.	27PF 50V JA	CCUS1H270JA
DSP	CC35		nsp	00MDK96104300	CER. CAP.	0.1UF 50V K	CCUS1H104KC
DSP	CC36		nsp	00MOA22605020	ELECT CAP.	22UF 50V	CCEA1HH220T
DSP	CC37		nsp	00MDK96474200	CER. CAP.	0.47UF 10V	CCUS1A474KC
DSP	CC38		nsp	00MDK96104300	CER. CAP.	0.1UF 50V K	CCUS1H104KC
DSP	CC39		nsp	00MOA22605020	ELECT CAP.	22UF 50V	CCEA1HH220T
DSP	CC40		nsp	00MOA22605020	ELECT CAP.	22UF 50V	CCEA1HH220T
DSP	CC41		nsp	00MDK96104300	CER. CAP.	0.1UF 50V K	CCUS1H104KC
DSP	CC42		nsp	00MDK96104300	CER. CAP.	0.1UF 50V K	CCUS1H104KC
DSP	CC43		nsp	00MOA22605020	ELECT CAP.	22UF 50V	CCEA1HH220T
DSP	CC44		nsp	00MDK96104300	CER. CAP.	0.1UF 50V K	CCUS1H104KC
DSP	CC45		nsp	00MDK96104300	CER. CAP.	0.1UF 50V K	CCUS1H104KC
DSP	CC46		nsp	00MOA22605020	ELECT CAP.	22UF 50V	CCEA1HH220T
DSP	CC47		nsp	00MDK96104300	CER. CAP.	0.1UF 50V K	CCUS1H104KC
DSP	CC48		nsp	00MDK96104300	CER. CAP.	0.1UF 50V K	CCUS1H104KC
DSP	CC49		nsp	00MDK96102300	CER. CAP.	1000PF 50V KC	CCUS1H102KC

NOTE : *nsp* PART IS LISTED FOR REFERENCE ONLY, MARANTZ WILL NOT SUPPLY THESE PARTS.

P.W.B. NAME	POS. NO.	VERS. COLOR	PART NO. (FOR EUR)	PART NO. (MZ)	PART NAME	DESCRIPTION	
DSP	CC50		nsp	00MDK96104300	CER. CAP.	0.1UF 50V K	CCUS1H104KC
DSP	CC51		nsp	00MDK96102300	CER. CAP.	1000PF 50V KC	CCUS1H102KC
DSP	CC52		nsp	00MDK96102300	CER. CAP.	1000PF 50V KC	CCUS1H102KC
DSP	CC53		nsp	90M-DK900110R	CER. CAP.	0.22UF 16V	CCUS1C224KC
DSP	CC54		nsp	90M-DK900120R	CER. CAP.	0.33 UF 10V KC	CCUS1A334KC
DSP	CC55		nsp	00MDK96102300	CER. CAP.	1000PF 50V KC	CCUS1H102KC
DSP	CC56		nsp	00MDK96104300	CER. CAP.	0.1UF 50V K	CCUS1H104KC
DSP	CN16		nsp	nsp	CONN.	21P FPC WAFER	CJP21GA117ZY
DSP	CN19	F N	nsp	nsp	CONN.	STRAIGHT 3PIN	CJP03GA19ZY
DSP	CN19	/N1B	nsp	nsp	CONN.	STRAIGHT 3PIN	CJP03GA19ZY
DSP	CN19	/N1S	nsp	nsp	CONN.	STRAIGHT 3PIN	CJP03GA19ZY
DSP	CN19	/U1B	nsp	nsp	CONN.	STRAIGHT 3PIN	CJP03GA19ZY
DSP	CN26		nsp	nsp	CONN.	21P FPC WAFER	CJP21GA117ZY
DSP	CN28		nsp	nsp	CONN.	17P WAFER CARD CABLE	CJP17GA115ZY
DSP	CN30		nsp	nsp	CONN.	STRAIGHT 6PIN	CJP12GA19ZY
DSP	CN34	F N	nsp	nsp	CONN.	15P CARD CABLE	CJP15GA115ZY
DSP	CN34	/N1B	nsp	nsp	CONN.	17P WAFER CARD CABLE	CJP17GA115ZY
DSP	CN34	/N1S	nsp	nsp	CONN.	17P WAFER CARD CABLE	CJP17GA115ZY
DSP	CN34	/U1B	nsp	nsp	CONN.	15P CARD CABLE	CJP15GA115ZY
DSP	CN36		nsp	nsp	CONN.	WAFER 15P FPC	CJP15GA117ZY
DSP	CN42		nsp	nsp	CONN.	WAFER 15P FPC	CJP15GA117ZY
DSP	CN43		nsp	nsp	CONN.	CARDCABLE	CJP11GA117ZY
DSP	CN46		nsp	nsp	CONN.	00906-0027 4P STRAIGHT	CJP04GA19ZY
DSP	CN98	/U1B	nsp	nsp	CONN.	15P CARD CABLE	CJP15GA115ZY
DSP	CR10		nsp	90M-OA000540R	ELECT CAP.	220UF 16V ESR	CCEA1CKXL221T
DSP	CR11		nsp	00MDK96104300	CER. CAP.	0.1UF 50V K	CCUS1H104KC
DSP	CR13		nsp	00MOA10702520	ELECT CAP.	100UF 25V	CCEA1EH101T
DSP	CR14		nsp	00MOA10702520	ELECT CAP.	100UF 25V	CCEA1EH101T
DSP	CR15		nsp	00MDK96104300	CER. CAP.	0.1UF 50V K	CCUS1H104KC
DSP	CR16		nsp	00MDK96104300	CER. CAP.	0.1UF 50V K	CCUS1H104KC
DSP	CR17		nsp	00MOA10605020	ELECT CAP.	10UF 50V	CCEA1HH100T
DSP	CR18		nsp	90M-OA000540R	ELECT CAP.	220UF 16V ESR	CCEA1CKXL221T
DSP	CR19		nsp	00MOA10605020	ELECT CAP.	10UF 50V	CCEA1HH100T
DSP	CR20		nsp	90M-OA000540R	ELECT CAP.	220UF 16V ESR	CCEA1CKXL221T
DSP	CR21	F N	nsp	00MOA10701620	ELECT CAP.	100UF 16V	CCEA1CH101T
DSP	CR21	/N1B	nsp	00MOA10701620	ELECT CAP.	100UF 16V	CCEA1CH101T
DSP	CR21	/N1S	nsp	00MOA10701620	ELECT CAP.	100UF 16V	CCEA1CH101T
DSP	CR21	/U1B	nsp	00MOA10701620	ELECT CAP.	100UF 16V	CCEA1CH101T
DSP	CR22	F N	nsp	00MDK96104300	CER. CAP.	0.1UF 50V K	CCUS1H104KC
DSP	CR22	/N1B	nsp	00MDK96104300	CER. CAP.	0.1UF 50V K	CCUS1H104KC
DSP	CR22	/N1S	nsp	00MDK96104300	CER. CAP.	0.1UF 50V K	CCUS1H104KC
DSP	CR22	/U1B	nsp	00MDK96104300	CER. CAP.	0.1UF 50V K	CCUS1H104KC
DSP	CR23		nsp	00MOA10605020	ELECT CAP.	10UF 50V	CCEA1HH100T
DSP	CR24		nsp	00MOA22701620	ELECT CAP.	220UF 16V	CCEA1CH221T
DSP	CR25		nsp	00MOA10605020	ELECT CAP.	10UF 50V	CCEA1HH100T
DSP	CR26		nsp	00MOA22701620	ELECT CAP.	220UF 16V	CCEA1CH221T
DSP	CR27		nsp	00MDK96102300	CER. CAP.	1000PF 50V KC	CCUS1H102KC
DSP	CR28		nsp	00MDK96104300	CER. CAP.	0.1UF 50V K	CCUS1H104KC
DSP	CR29		nsp	00MDK96104300	CER. CAP.	0.1UF 50V K	CCUS1H104KC
DSP	CR30		nsp	00MOA10701620	ELECT CAP.	100UF 16V	CCEA1CH101T
DSP	CR31		nsp	00MDK96104300	CER. CAP.	0.1UF 50V K	CCUS1H104KC
DSP	CR32	F N	nsp	00MDK96104300	CER. CAP.	0.1UF 50V K	CCUS1H104KC
DSP	CR32	/N1B	nsp	00MDK96104300	CER. CAP.	0.1UF 50V K	CCUS1H104KC
DSP	CR32	/N1S	nsp	00MDK96104300	CER. CAP.	0.1UF 50V K	CCUS1H104KC
DSP	CR32	/U1B	nsp	00MDK96104300	CER. CAP.	0.1UF 50V K	CCUS1H104KC
DSP	CR40		nsp	00MDK96104300	CER. CAP.	0.1UF 50V K	CCUS1H104KC
DSP	CR41		90M-EA000990R	90M-EA000990R	ELECT CAP.	4700UF 16V	CCEA1CH472E
DSP	DC10	F N	nsp	00MHZ21303210	DIODE	1SS355	CVD1SS355T
DSP	DC10	/K1G	nsp	00MHZ21303210	DIODE	1SS355	CVD1SS355T
DSP	DC10	/N1B	00MHZ21303210	00MHZ21303210	DIODE	1SS355	CVD1SS355T
DSP	DC10	/N1S	00MHZ21303210	00MHZ21303210	DIODE	1SS355	CVD1SS355T
DSP	DC11		00MHZ21303210	00MHZ21303210	DIODE	1SS355	CVD1SS355T
DSP	DC12	/U1B	nsp	00MHZ21303210	DIODE	1SS355	CVD1SS355T
DSP	DC13		00MHZ21303210	00MHZ21303210	DIODE	1SS355	CVD1SS355T
DSP	DC14		00MHZ21303210	00MHZ21303210	DIODE	1SS355	CVD1SS355T
DSP	DC15		00MHZ21303210	00MHZ21303210	DIODE	1SS355	CVD1SS355T
DSP	DC16		nsp	90M-HD201750R	DIODE	1N4003	CVD1N4003SRT

NOTE : "nsp" PART IS LISTED FOR REFERENCE ONLY, MARANTZ WILL NOT SUPPLY THESE PARTS.

P.W.B. NAME	POS. NO.	VERS. COLOR	PART NO. (FOR EUR)	PART NO. (MZ)	PART NAME	DESCRIPTION
DSP	DC18		00MHZ21303210	00MHZ21303210	DIODE	1SS355 CVD1SS355T
DSP	DC19		90M-HI200020R	90M-HI200020R	L.E.D.	SIR-34ST3F BVDSIR34ST3F
DSP	DC20		00MHZ21303210	00MHZ21303210	DIODE	1SS355 CVD1SS355T
DSP	DC21		00MHZ21303210	00MHZ21303210	DIODE	1SS355 CVD1SS355T
DSP	DC22		00MHZ21303210	00MHZ21303210	DIODE	1SS355 CVD1SS355T
DSP	DC24	/U1B	nsp	90M-HD201750R	DIODE	1N4003 CVD1N4003SRT
DSP	ET01		nsp	nsp	TERMINAL	EARTH PLATE CNE75
DSP	ET02		nsp	nsp	TERMINAL	EARTH PLATE CNE75
DSP	ET03		nsp	nsp	BRACKET	BRACKET SHIELD CMD1A512
DSP	ET04		nsp	nsp	BUFFER	STOPPER IR SENSOR CHG1A262
DSP	IC11		00MHC008205K0	00MHC008205K0	IC	TC74VHC08FT CVITC74VHC08FT
DSP	IC12		90M-HW100710R	90M-HW100710R	PHOTO UNIT	PC-17L1CB HVIPC17L1CB
DSP	IC13		00MHC008205K0	00MHC008205K0	IC	TC74VHC08FT CVITC74VHC08FT
DSP	IC14		90M-HW100690R	90M-HW100690R	PHOTO UNIT	RPM674CBR-S CRVRPM6936
DSP	IC15	F N	nsp	90M-HC110110R	IC	AT24C32CN-SH-T CVIAT24C32CNSHT
DSP	IC15	/K1G	nsp	90M-HC110110R	IC	AT24C32CN-SH-T CVIAT24C32CNSHT
DSP	IC15	/N1B	90M-HC110110R	90M-HC110110R	IC	AT24C32CN-SH-T CVIAT24C32CNSHT
DSP	IC15	/N1S	90M-HC110110R	90M-HC110110R	IC	AT24C32CN-SH-T CVIAT24C32CNSHT
DSP	IC15	/U1B	nsp	90M-HC110120R	IC	AT24C64CN-SH-T CVIAT24C64CNSHT
DSP	IC16		90M-HC108430R	90M-HC108430R	IC	TC74HC7007AFEL HVITC74HCT7007F
DSP	IC17		90M-HS36CW10R	90M-HS36CW10R	U-PRO	HD64F2506FC26DV SR8002 CVIHD64F2506DV
DSP			00M36CW499A00	00M36CW499A00	SOFTWARE	FIRMWARE FOR IC17 MAIN MCU
DSP	IC18		00MHC10099540	00MHC10099540	IC	S-80145ALMC HVIS-80145ALMC
DSP	IC19		00MHC705205Y0	00MHC705205Y0	IC	TC74HC4052AFT CVITC74HC4052AFT
DSP	IC20		90M-HC400060R	90M-HC400060R	IC	TC74HC4094AFN HVITC74HC4094FN
DSP	IC21		90M-HC400060R	90M-HC400060R	IC	TC74HC4094AFN HVITC74HC4094FN
DSP	IC22		00MHC700400Z0	00MHC700400Z0	IC	TC74HCU04AFN HVITC74HCU04AFN
DSP	IC23		00MHC011905K0	00MHC011905K0	IC	TC74VHC153FT CVITC74VHC153FT
DSP	IC24		90M-HC700630R	90M-HC700630R	IC	TC74VHCT04AFN CVITC74VHCT04AFN
DSP	IC25		00MHC10172090	00MHC10172090	IC	NJM2115MD OP AMP HVINJM2115MDTE1
DSP	IC26		00MHC10172090	00MHC10172090	IC	NJM2115MD OP AMP HVINJM2115MDTE1
DSP	IC27		00MHC10015880	00MHC10015880	IC	CS5361-KS A/D CONVERTER HVICS5361-KS
DSP	IC28		00MHC008205K0	00MHC008205K0	IC	TC74VHC08FT CVITC74VHC08FT
DSP	IC29		00MHC10418030	00MHC10418030	IC	LC89057W-VF4A-E CVILC89057WVF4AE
DSP	IC31		00MHC009105K0	00MHC009105K0	IC	TC7WH157FU HVITC7WH157FU
DSP	IC32		90M-HC109290R	90M-HC109290R	IC	TC74VHC157FT HVITC74VHC157FT
DSP	IC33		nsp	nsp	IC	TMS320DA708B DSP D708E001BRFP2 CVITMS320DA708B
DSP	IC34		90M-HS36CW20R	90M-HS36CW20R	U-PRO	ES29LV320ET70TG SR8002 CVIES29LV320ET70TG
DSP			00M36CW499C00	00M36CW499C00	SOFTWARE	DSP CODE FOR IC34
DSP	IC35		90M-HC109920R	90M-HC109920R	IC	M12L64164A7T HVIM12L64164A7T
DSP	IC36		00MHC008205K0	00MHC008205K0	IC	TC74VHC08FT CVITC74VHC08FT
DSP	IC41		90M-HC109790R	90M-HC109790R	IC	CS4382A-CQ CVICS4382A-CQ
DSP	IC42		00MHC10114530	00MHC10114530	IC	S-80810CNNB CVIS-80810CNNB
DSP	IC43		00MHC10114530	00MHC10114530	IC	S-80810CNNB CVIS-80810CNNB
DSP	IC44		00MHC10102090	00MHC10102090	IC	NJM2068MD-TE1 HVINJM2068MDTE1
DSP	IC45		00MHC10102090	00MHC10102090	IC	NJM2068MD-TE1 HVINJM2068MDTE1
DSP	IC46		00MHC10102090	00MHC10102090	IC	NJM2068MD-TE1 HVINJM2068MDTE1
DSP	IC47		00MHC10102090	00MHC10102090	IC	NJM2068MD-TE1 HVINJM2068MDTE1
DSP	IC48		90M-HC900170R	90M-HC900170R	IC	KIA1117S00-RTK/P CVIKIA1117S00
DSP	IC49		90M-HC900170R	90M-HC900170R	IC	KIA1117S00-RTK/P CVIKIA1117S00
DSP	IC50	F N	nsp	90M-HC900090R	IC	KAI7812AF-RTF HVIKIA7812AF
DSP	IC50	/N1B	90M-HC900090R	90M-HC900090R	IC	KAI7812AF-RTF HVIKIA7812AF
DSP	IC50	/N1S	90M-HC900090R	90M-HC900090R	IC	KAI7812AF-RTF HVIKIA7812AF
DSP	IC50	/U1B	nsp	90M-HC900090R	IC	KAI7812AF-RTF HVIKIA7812AF
DSP	IC51		90M-HC900170R	90M-HC900170R	IC	KIA1117S00-RTK/P CVIKIA1117S00
DSP	IC52		90M-HC900170R	90M-HC900170R	IC	KIA1117S00-RTK/P CVIKIA1117S00
DSP	JK11		90M-YT005330R	90M-YT005330R	TERMINAL	YKC22-0836V OPT+CINCH RX CJS9U013Z
DSP	JK12		90M-YT005330R	90M-YT005330R	TERMINAL	YKC22-0836V OPT+CINCH RX CJS9U013Z
DSP	JK13		90M-YT005330R	90M-YT005330R	TERMINAL	YKC22-0836V OPT+CINCH RX CJS9U013Z
DSP	JK14		90M-YT005340R	90M-YT005340R	TERMINAL	YKC22-0835V OPT+CINCH TX CJS9U012Z
DSP	JK15		90M-YT003120R	90M-YT003120R	TERMINAL	CINCH 2P (GOLD) REMOTE CJJ4N036Z
DSP	JK16		90M-YT003650R	90M-YT003650R	TERMINAL	CINCH 2P GREEN SILVER CJJ4N071Z
DSP	JK17		90M-YJ002760R	90M-YJ002760R	CONN.	JACK STEREO 2P 3.5MM HJJ1D002Z
DSP	JK20		90M-YT004860R	90M-YT004860R	TERMINAL	3.5MM JACK STEREO CJJ2D008Z
DSP	JP11		nsp	nsp	CORD	SN95/PB5 0.6 C3A206
DSP	JP12		nsp	nsp	CORD	SN95/PB5 0.6 C3A206
DSP	JP13		nsp	nsp	CORD	SN95/PB5 0.6 C3A206

NOTE : *nsp* PART IS LISTED FOR REFERENCE ONLY, MARANTZ WILL NOT SUPPLY THESE PARTS.

P.W.B. NAME	POS. NO.	VERS. COLOR	PART NO. (FOR EUR)	PART NO. (MZ)	PART NAME	DESCRIPTION	
DSP	JP14		nsp	nsp	CORD	SN95/PB5 0.6	C3A206
DSP	JP15		nsp	nsp	CORD	SN95/PB5 0.6	C3A206
DSP	JP16		nsp	nsp	CORD	SN95/PB5 0.6	C3A206
DSP	LC10		90M-FC900340R	90M-FC900340R	FERRITE CORE	HU-1H4516-600JT	HLZ9Z014Z
DSP	LC11		90M-FC900340R	90M-FC900340R	FERRITE CORE	HU-1H4516-600JT	HLZ9Z014Z
DSP	LC12		90M-FC900460R	90M-FC900460R	EMI FILTER	CHIP BEAD (EMC FILTER)	CLZ9R007Z
DSP	LC13		90M-FC900460R	90M-FC900460R	EMI FILTER	CHIP BEAD (EMC FILTER)	CLZ9R007Z
DSP	LC14		nsp	00MNN05000610	CHIP RES.	0 OHM 1/10W J	CRJ10DJ0R0T
DSP	LC15		90M-LU000220R	90M-LU000220R	COIL	10UH	HLQ10E100KRZ
DSP	LC16		90M-LU000270R	90M-LU000270R	CHIP INDUCT	INDUCTOR CHIP	CLQ10E100KRY
DSP	QC10		90M-HX600010R	90M-HX600010R	CHIP TRS.	KRA102S	HVTKRA102S
DSP	QC11		00MHT30001000	00MHT30001000	TRS.	KTC3199Y	HVTKTC3199YT
DSP	QC12		90M-HX600010R	90M-HX600010R	CHIP TRS.	KRA102S	HVTKRA102S
DSP	QC13		90M-HX600010R	90M-HX600010R	CHIP TRS.	KRA102S	HVTKRA102S
DSP	QC14		90M-HX600010R	90M-HX600010R	CHIP TRS.	KRA102S	HVTKRA102S
DSP	QC15		00MHT600121A0	00MHT600121A0	TRS.	KTA1268GR	HVTKTA1268GRT
DSP	QC16		90M-HX800010R	90M-HX800010R	CHIP TRS.	KRC102S	HVTKRC102S
DSP	QC17		90M-HX600010R	90M-HX600010R	CHIP TRS.	KRA102S	HVTKRA102S
DSP	QC18		00MHT600121A0	00MHT600121A0	TRS.	KTA1268GR	HVTKTA1268GRT
DSP	QC19		90M-HX800010R	90M-HX800010R	CHIP TRS.	KRC102S	HVTKRC102S
DSP	QC20		90M-HX600010R	90M-HX600010R	CHIP TRS.	KRA102S	HVTKRA102S
DSP	QC21		90M-HX600010R	90M-HX600010R	CHIP TRS.	KRA102S	HVTKRA102S
DSP	QC22		90M-HX600010R	90M-HX600010R	CHIP TRS.	KRA102S	HVTKRA102S
DSP	QC23	F N	nsp	90M-HX600010R	CHIP TRS.	KRA102S	HVTKRA102S
DSP	QC23	/N1B	90M-HX600010R	90M-HX600010R	CHIP TRS.	KRA102S	HVTKRA102S
DSP	QC23	/N1S	90M-HX600010R	90M-HX600010R	CHIP TRS.	KRA102S	HVTKRA102S
DSP	QC23	/U1B	nsp	90M-HX600010R	CHIP TRS.	KRA102S	HVTKRA102S
DSP	QC24	F N	nsp	90M-HX800010R	CHIP TRS.	KRC102S	HVTKRC102S
DSP	QC24	/N1B	90M-HX800010R	90M-HX800010R	CHIP TRS.	KRC102S	HVTKRC102S
DSP	QC24	/N1S	90M-HX800010R	90M-HX800010R	CHIP TRS.	KRC102S	HVTKRC102S
DSP	QC24	/U1B	nsp	90M-HX800010R	CHIP TRS.	KRC102S	HVTKRC102S
DSP	QC25		90M-HX800010R	90M-HX800010R	CHIP TRS.	KRC102S	HVTKRC102S
DSP	QC26		90M-HX600010R	90M-HX600010R	CHIP TRS.	KRA102S	HVTKRA102S
DSP	QC27		90M-HT300970R	90M-HT300970R	TRS.	KTC2875B	HVTKTC2875B
DSP	QC28		90M-HT300970R	90M-HT300970R	TRS.	KTC2875B	HVTKTC2875B
DSP	R100		nsp	00MNN05103610	CHIP RES.	10K OHM 1/10W J	CRJ10DJ103T
DSP	R101		nsp	00MNN05750610	CHIP RES.	75 OHM 1/10W J	CRJ10DJ750T
DSP	R102		nsp	00MNN05330610	CHIP RES.	33 OHM 1/10W J	CRJ10DJ330T
DSP	R103		nsp	00MNN05330610	CHIP RES.	33 OHM 1/10W J	CRJ10DJ330T
DSP	R104		nsp	00MNN05330610	CHIP RES.	33 OHM 1/10W J	CRJ10DJ330T
DSP	R106		nsp	00MNN05101610	CHIP RES.	100 OHM 1/10W J	CRJ10DJ101T
DSP	R107		nsp	00MNN05101610	CHIP RES.	100 OHM 1/10W J	CRJ10DJ101T
DSP	R108		nsp	00MNN05101610	CHIP RES.	100 OHM 1/10W J	CRJ10DJ101T
DSP	R109		nsp	00MNN05101610	CHIP RES.	100 OHM 1/10W J	CRJ10DJ101T
DSP	R110		nsp	00MNN05103610	CHIP RES.	10K OHM 1/10W J	CRJ10DJ103T
DSP	R111		nsp	00MNN05103610	CHIP RES.	10K OHM 1/10W J	CRJ10DJ103T
DSP	R112		nsp	00MNN05103610	CHIP RES.	10K OHM 1/10W J	CRJ10DJ103T
DSP	R113		nsp	00MNN05103610	CHIP RES.	10K OHM 1/10W J	CRJ10DJ103T
DSP	R114		nsp	00MNN05103610	CHIP RES.	10K OHM 1/10W J	CRJ10DJ103T
DSP	R115		nsp	00MNN05103610	CHIP RES.	10K OHM 1/10W J	CRJ10DJ103T
DSP	R116		nsp	00MNN05103610	CHIP RES.	10K OHM 1/10W J	CRJ10DJ103T
DSP	R117		nsp	00MNN05101610	CHIP RES.	100 OHM 1/10W J	CRJ10DJ101T
DSP	R118		nsp	00MNN05560610	CHIP RES.	56 OHM 1/10W J	CRJ10DJ560T
DSP	R119		nsp	00MNN05101610	CHIP RES.	100 OHM 1/10W J	CRJ10DJ101T
DSP	R120		nsp	00MNN05101610	CHIP RES.	100 OHM 1/10W J	CRJ10DJ101T
DSP	R121		nsp	00MNN05101610	CHIP RES.	100 OHM 1/10W J	CRJ10DJ101T
DSP	R122		nsp	00MNN05560610	CHIP RES.	56 OHM 1/10W J	CRJ10DJ560T
DSP	R123		nsp	00MNN05103610	CHIP RES.	10K OHM 1/10W J	CRJ10DJ103T
DSP	R124		nsp	00MNN05103610	CHIP RES.	10K OHM 1/10W J	CRJ10DJ103T
DSP	R125		nsp	00MNN05103610	CHIP RES.	10K OHM 1/10W J	CRJ10DJ103T
DSP	R126		nsp	00MNN05103610	CHIP RES.	10K OHM 1/10W J	CRJ10DJ103T
DSP	R127		nsp	00MNN05103610	CHIP RES.	10K OHM 1/10W J	CRJ10DJ103T
DSP	R128		nsp	00MNN05000610	CHIP RES.	0 OHM 1/10W J	CRJ10DJ0R0T
DSP	R129		nsp	00MNN05330610	CHIP RES.	33 OHM 1/10W J	CRJ10DJ330T
DSP	R130		nsp	00MNN05750610	CHIP RES.	75 OHM 1/10W J	CRJ10DJ750T
DSP	R131		nsp	00MNN05105610	CHIP RES.	1M OHM 1/10W J	CRJ10DJ105T
DSP	R132		nsp	00MNN05271610	CHIP RES.	270 OHM +5% 1/16W	CRJ10DJ271T

NOTE : "nsp" PART IS LISTED FOR REFERENCE ONLY, MARANTZ WILL NOT SUPPLY THESE PARTS.

P.W.B. NAME	POS. NO.	VERS. COLOR	PART NO. (FOR EUR)	PART NO. (MZ)	PART NAME	DESCRIPTION
DSP	R133		nsp	00MNN05000610	CHIP RES.	0 OHM 1/10W J CRJ10DJ0R0T
DSP	R134		nsp	00MNN05000610	CHIP RES.	0 OHM 1/10W J CRJ10DJ0R0T
DSP	R135		nsp	00MNN05000610	CHIP RES.	0 OHM 1/10W J CRJ10DJ0R0T
DSP	R136		nsp	00MNN05000610	CHIP RES.	0 OHM 1/10W J CRJ10DJ0R0T
DSP	R137		nsp	00MNN05000610	CHIP RES.	0 OHM 1/10W J CRJ10DJ0R0T
DSP	R140		nsp	00MNN05330610	CHIP RES.	33 OHM 1/10W J CRJ10DJ330T
DSP	R141		nsp	00MNN05223610	CHIP RES.	22K OHM 1/10W J CRJ10DJ223T
DSP	R144		nsp	00MNN05101610	CHIP RES.	100 OHM 1/10W J CRJ10DJ101T
DSP	R145		nsp	00MNN05101610	CHIP RES.	100 OHM 1/10W J CRJ10DJ101T
DSP	R146		nsp	00MNN05101610	CHIP RES.	100 OHM 1/10W J CRJ10DJ101T
DSP	R147		nsp	00MNN05101610	CHIP RES.	100 OHM 1/10W J CRJ10DJ101T
DSP	R153		nsp	00MNN05101610	CHIP RES.	100 OHM 1/10W J CRJ10DJ101T
DSP	R154		nsp	00MNN05332610	CHIP RES.	3.3K OHM 1/10W J CRJ10DJ332T
DSP	R155		nsp	00MNN05332610	CHIP RES.	3.3K OHM 1/10W J CRJ10DJ332T
DSP	R156		nsp	00MNN05182610	CHIP RES.	1.8K OHM 1/10W J CRJ10DJ182T
DSP	R157		nsp	00MNN05472610	CHIP RES.	4.7K OHM 1/10W J CRJ10DJ472T
DSP	R158		nsp	00MNN05332610	CHIP RES.	3.3K OHM 1/10W J CRJ10DJ332T
DSP	R159		nsp	00MNN05332610	CHIP RES.	3.3K OHM 1/10W J CRJ10DJ332T
DSP	R160		nsp	00MNN05472610	CHIP RES.	4.7K OHM 1/10W J CRJ10DJ472T
DSP	R161		nsp	00MNN05182610	CHIP RES.	1.8K OHM 1/10W J CRJ10DJ182T
DSP	R162		nsp	00MNN05182610	CHIP RES.	1.8K OHM 1/10W J CRJ10DJ182T
DSP	R163		nsp	00MNN05472610	CHIP RES.	4.7K OHM 1/10W J CRJ10DJ472T
DSP	R164		nsp	00MNN05391610	CHIP RES.	390 OHM 1/10W J CRJ10DJ391T
DSP	R165		nsp	00MNN05104610	CHIP RES.	100K OHM 1/10W J CRJ10DJ104T
DSP	R166		nsp	00MNN05104610	CHIP RES.	100K OHM 1/10W J CRJ10DJ104T
DSP	R167		nsp	00MNN05391610	CHIP RES.	390 OHM 1/10W J CRJ10DJ391T
DSP	R168		nsp	00MNN05182610	CHIP RES.	1.8K OHM 1/10W J CRJ10DJ182T
DSP	R169		nsp	00MNN05472610	CHIP RES.	4.7K OHM 1/10W J CRJ10DJ472T
DSP	R170		nsp	00MNN05472610	CHIP RES.	4.7K OHM 1/10W J CRJ10DJ472T
DSP	R171		nsp	00MNN05182610	CHIP RES.	1.8K OHM 1/10W J CRJ10DJ182T
DSP	R172		nsp	00MNN05391610	CHIP RES.	390 OHM 1/10W J CRJ10DJ391T
DSP	R173		nsp	00MNN05104610	CHIP RES.	100K OHM 1/10W J CRJ10DJ104T
DSP	R174		nsp	00MNN05104610	CHIP RES.	100K OHM 1/10W J CRJ10DJ104T
DSP	R175		nsp	00MNN05391610	CHIP RES.	390 OHM 1/10W J CRJ10DJ391T
DSP	R176		nsp	00MNN05472610	CHIP RES.	4.7K OHM 1/10W J CRJ10DJ472T
DSP	R177		nsp	00MNN05182610	CHIP RES.	1.8K OHM 1/10W J CRJ10DJ182T
DSP	R178		nsp	00MNN05182610	CHIP RES.	1.8K OHM 1/10W J CRJ10DJ182T
DSP	R179		nsp	00MNN05472610	CHIP RES.	4.7K OHM 1/10W J CRJ10DJ472T
DSP	R180		nsp	00MNN05332610	CHIP RES.	3.3K OHM 1/10W J CRJ10DJ332T
DSP	R181		nsp	00MNN05332610	CHIP RES.	3.3K OHM 1/10W J CRJ10DJ332T
DSP	R182		nsp	00MNN05472610	CHIP RES.	4.7K OHM 1/10W J CRJ10DJ472T
DSP	R183		nsp	00MNN05182610	CHIP RES.	1.8K OHM 1/10W J CRJ10DJ182T
DSP	R184		nsp	00MNN05332610	CHIP RES.	3.3K OHM 1/10W J CRJ10DJ332T
DSP	R185		nsp	00MNN05332610	CHIP RES.	3.3K OHM 1/10W J CRJ10DJ332T
DSP	R186		nsp	00MNN05472610	CHIP RES.	4.7K OHM 1/10W J CRJ10DJ472T
DSP	R187		nsp	00MNN05182610	CHIP RES.	1.8K OHM 1/10W J CRJ10DJ182T
DSP	R188		nsp	00MNN05391610	CHIP RES.	390 OHM 1/10W J CRJ10DJ391T
DSP	R189		nsp	00MNN05104610	CHIP RES.	100K OHM 1/10W J CRJ10DJ104T
DSP	R190		nsp	00MNN05104610	CHIP RES.	100K OHM 1/10W J CRJ10DJ104T
DSP	R191		nsp	00MNN05391610	CHIP RES.	390 OHM 1/10W J CRJ10DJ391T
DSP	R192		nsp	00MNN05472610	CHIP RES.	4.7K OHM 1/10W J CRJ10DJ472T
DSP	R193		nsp	00MNN05182610	CHIP RES.	1.8K OHM 1/10W J CRJ10DJ182T
DSP	R194		nsp	00MNN05182610	CHIP RES.	1.8K OHM 1/10W J CRJ10DJ182T
DSP	R195		nsp	00MNN05472610	CHIP RES.	4.7K OHM 1/10W J CRJ10DJ472T
DSP	R196		nsp	00MNN05332610	CHIP RES.	3.3K OHM 1/10W J CRJ10DJ332T
DSP	R197		nsp	00MNN05332610	CHIP RES.	3.3K OHM 1/10W J CRJ10DJ332T
DSP	R198		nsp	00MNN05472610	CHIP RES.	4.7K OHM 1/10W J CRJ10DJ472T
DSP	R199		nsp	00MNN05182610	CHIP RES.	1.8K OHM 1/10W J CRJ10DJ182T
DSP	R200		nsp	00MNN05332610	CHIP RES.	3.3K OHM 1/10W J CRJ10DJ332T
DSP	R201		nsp	00MNN05332610	CHIP RES.	3.3K OHM 1/10W J CRJ10DJ332T
DSP	R202		nsp	00MNN05472610	CHIP RES.	4.7K OHM 1/10W J CRJ10DJ472T
DSP	R203		nsp	00MNN05182610	CHIP RES.	1.8K OHM 1/10W J CRJ10DJ182T
DSP	R204		nsp	00MNN05391610	CHIP RES.	390 OHM 1/10W J CRJ10DJ391T
DSP	R205		nsp	00MNN05104610	CHIP RES.	100K OHM 1/10W J CRJ10DJ104T
DSP	R206		nsp	00MNN05104610	CHIP RES.	100K OHM 1/10W J CRJ10DJ104T
DSP	R207		nsp	00MNN05391610	CHIP RES.	390 OHM 1/10W J CRJ10DJ391T
DSP	R208		nsp	00MNN05472610	CHIP RES.	4.7K OHM 1/10W J CRJ10DJ472T

NOTE : *nsp* PART IS LISTED FOR REFERENCE ONLY, MARANTZ WILL NOT SUPPLY THESE PARTS.

P.W.B. NAME	POS. NO.	VERS. COLOR	PART NO. (FOR EUR)	PART NO. (MZ)	PART NAME	DESCRIPTION	
DSP	R209		nsp	00MNN05182610	CHIP RES.	1.8K OHM 1/10W J	CRJ10DJ182T
DSP	R210		nsp	00MNN05182610	CHIP RES.	1.8K OHM 1/10W J	CRJ10DJ182T
DSP	R211		nsp	00MNN05472610	CHIP RES.	4.7K OHM 1/10W J	CRJ10DJ472T
DSP	R212		nsp	00MNN05332610	CHIP RES.	3.3K OHM 1/10W J	CRJ10DJ332T
DSP	R213		nsp	00MNN05332610	CHIP RES.	3.3K OHM 1/10W J	CRJ10DJ332T
DSP	R214		nsp	00MNN05472610	CHIP RES.	4.7K OHM 1/10W J	CRJ10DJ472T
DSP	R215		nsp	00MNN05182610	CHIP RES.	1.8K OHM 1/10W J	CRJ10DJ182T
DSP	R216		nsp	00MNN05332610	CHIP RES.	3.3K OHM 1/10W J	CRJ10DJ332T
DSP	R217		nsp	00MNN05332610	CHIP RES.	3.3K OHM 1/10W J	CRJ10DJ332T
DSP	R218	/U1B	nsp	00MNN05000610	CHIP RES.	0 OHM 1/10W J	CRJ10DJ0R0T
DSP	R219		nsp	00MNN05100610	CHIP RES.	10 OHM 1/10W J	CRJ10DJ100T
DSP	R220		nsp	00MNN05750610	CHIP RES.	75 OHM 1/10W J	CRJ10DJ750T
DSP	R221		nsp	00MNN05102610	CHIP RES.	1K OHM 1/10W J	CRJ10DJ102T
DSP	R222		nsp	00MNN05000610	CHIP RES.	0 OHM 1/10W J	CRJ10DJ0R0T
DSP	R223		nsp	00MNN05102610	CHIP RES.	1K OHM 1/10W J	CRJ10DJ102T
DSP	R224		nsp	00MNN05750610	CHIP RES.	75 OHM 1/10W J	CRJ10DJ750T
DSP	R225		nsp	00MNN05100610	CHIP RES.	10 OHM 1/10W J	CRJ10DJ100T
DSP	R226		nsp	00MNN05750610	CHIP RES.	75 OHM 1/10W J	CRJ10DJ750T
DSP	R227		nsp	00MNN05100610	CHIP RES.	10 OHM 1/10W J	CRJ10DJ100T
DSP	R228		nsp	00MNN05473610	CHIP RES.	47K OHM 1/10W J	CRJ10DJ473T
DSP	R229		nsp	00MNN05473610	CHIP RES.	47K OHM 1/10W J	CRJ10DJ473T
DSP	R230		nsp	00MNN05473610	CHIP RES.	47K OHM 1/10W J	CRJ10DJ473T
DSP	R235		nsp	00MNN05103610	CHIP RES.	10K OHM 1/10W J	CRJ10DJ103T
DSP	R236		nsp	00MNN05562610	CHIP RES.	5.6K OHM 1/10W J	CRJ10DJ562T
DSP	R237		nsp	00MNN05270610	CHIP RES.	27 OHM 1/10W J	CRJ10DJ270T
DSP	R238		nsp	00MNN05100610	CHIP RES.	10 OHM 1/10W J	CRJ10DJ100T
DSP	R239		nsp	00MNN05682610	CHIP RES.	6.8K OHM 1/10W J	CRJ10DJ682T
DSP	R240		nsp	00MNN05682610	CHIP RES.	6.8K OHM 1/10W J	CRJ10DJ682T
DSP	R241		nsp	00MNN05104610	CHIP RES.	100K OHM 1/10W J	CRJ10DJ104T
DSP	R242		nsp	00MNN05104610	CHIP RES.	100K OHM 1/10W J	CRJ10DJ104T
DSP	R243		nsp	00MNN05105610	CHIP RES.	1M OHM 1/10W J	CRJ10DJ105T
DSP	R244		nsp	00MNN05222610	CHIP RES.	2.2K OHM 1/10W J	CRJ10DJ222T
DSP	R245		nsp	00MNN05272610	CHIP RES.	2.7K OHM 1/10W J	CRJ10DJ272T
DSP	R246		nsp	00MNN05222610	CHIP RES.	2.2K OHM 1/10W J	CRJ10DJ222T
DSP	R247		nsp	00MNN05272610	CHIP RES.	2.7K OHM 1/10W J	CRJ10DJ272T
DSP	R248		nsp	00MNN05392610	CHIP RES.	3.9K OHM 1/10W J	CRJ10DJ392T
DSP	R249		nsp	00MNN05472610	CHIP RES.	4.7K OHM 1/10W J	CRJ10DJ472T
DSP	R250		nsp	00MNN05472610	CHIP RES.	4.7K OHM 1/10W J	CRJ10DJ472T
DSP	R251		nsp	00MNN05101610	CHIP RES.	100 OHM 1/10W J	CRJ10DJ101T
DSP	R252		nsp	00MNN05562610	CHIP RES.	5.6K OHM 1/10W J	CRJ10DJ562T
DSP	R253		nsp	00MNN05101610	CHIP RES.	100 OHM 1/10W J	CRJ10DJ101T
DSP	R254		nsp	00MNN05101610	CHIP RES.	100 OHM 1/10W J	CRJ10DJ101T
DSP	R255		nsp	00MNN05392610	CHIP RES.	3.9K OHM 1/10W J	CRJ10DJ392T
DSP	R256		nsp	00MNN05472610	CHIP RES.	4.7K OHM 1/10W J	CRJ10DJ472T
DSP	R257		nsp	00MNN05472610	CHIP RES.	4.7K OHM 1/10W J	CRJ10DJ472T
DSP	R258		nsp	00MNN05101610	CHIP RES.	100 OHM 1/10W J	CRJ10DJ101T
DSP	R259		nsp	00MNN05562610	CHIP RES.	5.6K OHM 1/10W J	CRJ10DJ562T
DSP	R260		nsp	00MNN05101610	CHIP RES.	100 OHM 1/10W J	CRJ10DJ101T
DSP	R261		nsp	00MNN05563610	CHIP RES.	56K OHM 1/10W J	CRJ10DJ563T
DSP	R262		nsp	00MNN05100610	CHIP RES.	10 OHM 1/10W J	CRJ10DJ100T
DSP	R263		nsp	00MNN05100610	CHIP RES.	10 OHM 1/10W J	CRJ10DJ100T
DSP	R264		nsp	00MNN05100610	CHIP RES.	10 OHM 1/10W J	CRJ10DJ100T
DSP	R265		nsp	00MNN05101610	CHIP RES.	100 OHM 1/10W J	CRJ10DJ101T
DSP	R270		nsp	00MNN05102610	CHIP RES.	1K OHM 1/10W J	CRJ10DJ102T
DSP	R335		nsp	00MNN05330610	CHIP RES.	33 OHM 1/10W J	CRJ10DJ330T
DSP	R336		nsp	00MNN05223610	CHIP RES.	22K OHM 1/10W J	CRJ10DJ223T
DSP	R337		nsp	00MNN05332610	CHIP RES.	3.3K OHM 1/10W J	CRJ10DJ332T
DSP	R338		nsp	00MNN05103610	CHIP RES.	10K OHM 1/10W J	CRJ10DJ103T
DSP	R339		nsp	00MNN05103610	CHIP RES.	10K OHM 1/10W J	CRJ10DJ103T
DSP	R340		nsp	00MNN05103610	CHIP RES.	10K OHM 1/10W J	CRJ10DJ103T
DSP	R341		nsp	00MNN05103610	CHIP RES.	10K OHM 1/10W J	CRJ10DJ103T
DSP	R342		nsp	00MNN05010610	CHIP RES.	1 OHM 1/10W J	CRJ10DJ1R0T
DSP	R343		nsp	00MNN05105610	CHIP RES.	1M OHM 1/10W J	CRJ10DJ105T
DSP	R344		nsp	00MNN05102610	CHIP RES.	1K OHM 1/10W J	CRJ10DJ102T
DSP	R345		nsp	00MNN05562610	CHIP RES.	5.6K OHM 1/10W J	CRJ10DJ562T
DSP	R362		nsp	00MNN05101610	CHIP RES.	100 OHM 1/10W J	CRJ10DJ101T
DSP	R363		nsp	00MNN05101610	CHIP RES.	100 OHM 1/10W J	CRJ10DJ101T

NOTE : "nsp" PART IS LISTED FOR REFERENCE ONLY, MARANTZ WILL NOT SUPPLY THESE PARTS.

P.W.B. NAME	POS. NO.	VERS. COLOR	PART NO. (FOR EUR)	PART NO. (MZ)	PART NAME	DESCRIPTION	
DSP	R364		nsp	00MNN05101610	CHIP RES.	100 OHM 1/10W J	CRJ10DJ101T
DSP	R365		nsp	00MNN05101610	CHIP RES.	100 OHM 1/10W J	CRJ10DJ101T
DSP	R366		nsp	00MNN05101610	CHIP RES.	100 OHM 1/10W J	CRJ10DJ101T
DSP	R367		nsp	00MNN05330610	CHIP RES.	33 OHM 1/10W J	CRJ10DJ330T
DSP	R368		nsp	00MNN05221610	CHIP RES.	220 OHM 1/10W J	CRJ10DJ221T
DSP	R369		nsp	00MNN05330610	CHIP RES.	33 OHM 1/10W J	CRJ10DJ330T
DSP	R370		nsp	00MNN05472610	CHIP RES.	4.7K OHM 1/10W J	CRJ10DJ472T
DSP	R371		nsp	00MNN05472610	CHIP RES.	4.7K OHM 1/10W J	CRJ10DJ472T
DSP	R372		nsp	00MNN05104610	CHIP RES.	100K OHM 1/10W J	CRJ10DJ104T
DSP	R373		nsp	00MNN05104610	CHIP RES.	100K OHM 1/10W J	CRJ10DJ104T
DSP	R374		nsp	00MNN05472610	CHIP RES.	4.7K OHM 1/10W J	CRJ10DJ472T
DSP	R375		nsp	00MNN05104610	CHIP RES.	100K OHM 1/10W J	CRJ10DJ104T
DSP	R376		nsp	00MNN05472610	CHIP RES.	4.7K OHM 1/10W J	CRJ10DJ472T
DSP	R377		nsp	00MNN05104610	CHIP RES.	100K OHM 1/10W J	CRJ10DJ104T
DSP	R378		nsp	00MNN05472610	CHIP RES.	4.7K OHM 1/10W J	CRJ10DJ472T
DSP	R379		nsp	00MNN05104610	CHIP RES.	100K OHM 1/10W J	CRJ10DJ104T
DSP	R380		nsp	00MNN05473610	CHIP RES.	47K OHM 1/10W J	CRJ10DJ473T
DSP	R381		nsp	00MNN05473610	CHIP RES.	47K OHM 1/10W J	CRJ10DJ473T
DSP	R382		nsp	00MNN05104610	CHIP RES.	100K OHM 1/10W J	CRJ10DJ104T
DSP	R384		nsp	00MNN05473610	CHIP RES.	47K OHM 1/10W J	CRJ10DJ473T
DSP	R386		nsp	00MNN05000610	CHIP RES.	0 OHM 1/10W J	CRJ10DJ0R0T
DSP	R389		nsp	00MNN05103610	CHIP RES.	10K OHM 1/10W J	CRJ10DJ103T
DSP	R390		nsp	00MNN05103610	CHIP RES.	10K OHM 1/10W J	CRJ10DJ103T
DSP	RC10		nsp	00MNN05000610	CHIP RES.	0 OHM 1/10W J	CRJ10DJ0R0T
DSP	RC11		nsp	00MNN05473610	CHIP RES.	47K OHM 1/10W J	CRJ10DJ473T
DSP	RC12		nsp	00MNN05470610	CHIP RES.	47 OHM 1/10W J	CRJ10DJ470T
DSP	RC13		nsp	00MNN05473610	CHIP RES.	47K OHM 1/10W J	CRJ10DJ473T
DSP	RC14		nsp	00MNN05183610	CHIP RES.	18K OHM 1/10W J	CRJ10DJ183T
DSP	RC15		nsp	00MNN05473610	CHIP RES.	47K OHM 1/10W J	CRJ10DJ473T
DSP	RC16		nsp	00MNN05221610	CHIP RES.	220 OHM 1/10W J	CRJ10DJ221T
DSP	RC17		nsp	00MNN05470610	CHIP RES.	47 OHM 1/10W J	CRJ10DJ470T
DSP	RC18		nsp	00MNN05183610	CHIP RES.	18K OHM 1/10W J	CRJ10DJ183T
DSP	RC19		nsp	00MNN05101610	CHIP RES.	100 OHM 1/10W J	CRJ10DJ101T
DSP	RC20		nsp	00MNN05101610	CHIP RES.	100 OHM 1/10W J	CRJ10DJ101T
DSP	RC21		nsp	00MNN05102610	CHIP RES.	1K OHM 1/10W J	CRJ10DJ102T
DSP	RC22		nsp	00MNN05473610	CHIP RES.	47K OHM 1/10W J	CRJ10DJ473T
DSP	RC23		nsp	00MNN05473610	CHIP RES.	47K OHM 1/10W J	CRJ10DJ473T
DSP	RC24		nsp	00MNN05220610	CHIP RES.	22 OHM 1/10W J	CRJ10DJ220T
DSP	RC25		nsp	00MNN05220610	CHIP RES.	22 OHM 1/10W J	CRJ10DJ220T
DSP	RC26		nsp	00MNN05103610	CHIP RES.	10K OHM 1/10W J	CRJ10DJ103T
DSP	RC27		nsp	00MNN05223610	CHIP RES.	22K OHM 1/10W J	CRJ10DJ223T
DSP	RC28		nsp	00MNN05682610	CHIP RES.	6.8K OHM 1/10W J	CRJ10DJ682T
DSP	RC29		nsp	00MNN05047610	CHIP RES.	4.7 OHM 1/10W J	CRJ10DJ4R7T
DSP	RC30		nsp	00MNN05047610	CHIP RES.	4.7 OHM 1/10W J	CRJ10DJ4R7T
DSP	RC31		nsp	00MNN05220610	CHIP RES.	22 OHM 1/10W J	CRJ10DJ220T
DSP	RC32		nsp	00MNN05220610	CHIP RES.	22 OHM 1/10W J	CRJ10DJ220T
DSP	RC33		nsp	00MNN05103610	CHIP RES.	10K OHM 1/10W J	CRJ10DJ103T
DSP	RC35		nsp	00MNN05223610	CHIP RES.	22K OHM 1/10W J	CRJ10DJ223T
DSP	RC36		nsp	00MNN05682610	CHIP RES.	6.8K OHM 1/10W J	CRJ10DJ682T
DSP	RC37		nsp	00MNN05047610	CHIP RES.	4.7 OHM 1/10W J	CRJ10DJ4R7T
DSP	RC38		nsp	00MNN05047610	CHIP RES.	4.7 OHM 1/10W J	CRJ10DJ4R7T
DSP	RC39		nsp	00MNN05102610	CHIP RES.	1K OHM 1/10W J	CRJ10DJ102T
DSP	RC40		nsp	00MNN05102610	CHIP RES.	1K OHM 1/10W J	CRJ10DJ102T
DSP	RC44		nsp	00MNN05221610	CHIP RES.	220 OHM 1/10W J	CRJ10DJ221T
DSP	RC45		nsp	00MNN05101610	CHIP RES.	100 OHM 1/10W J	CRJ10DJ101T
DSP	RC46		nsp	00MNN05101610	CHIP RES.	100 OHM 1/10W J	CRJ10DJ101T
DSP	RC47		nsp	00MNN05103610	CHIP RES.	10K OHM 1/10W J	CRJ10DJ103T
DSP	RC48		nsp	00MNN05473610	CHIP RES.	47K OHM 1/10W J	CRJ10DJ473T
DSP	RC49		nsp	00MNN05473610	CHIP RES.	47K OHM 1/10W J	CRJ10DJ473T
DSP	RC51		nsp	00MNN05010610	CHIP RES.	1 OHM 1/10W J	CRJ10DJ1R0T
DSP	RC52		nsp	00MNN05103610	CHIP RES.	10K OHM 1/10W J	CRJ10DJ103T
DSP	RC53		nsp	00MNN05473610	CHIP RES.	47K OHM 1/10W J	CRJ10DJ473T
DSP	RC54		nsp	00MNN05472610	CHIP RES.	4.7K OHM 1/10W J	CRJ10DJ472T
DSP	RC55		nsp	00MNN05472610	CHIP RES.	4.7K OHM 1/10W J	CRJ10DJ472T
DSP	RC56		nsp	00MNN05472610	CHIP RES.	4.7K OHM 1/10W J	CRJ10DJ472T
DSP	RC57		nsp	00MNN05473610	CHIP RES.	47K OHM 1/10W J	CRJ10DJ473T
DSP	RC58		nsp	00MNN05473610	CHIP RES.	47K OHM 1/10W J	CRJ10DJ473T

NOTE : *nsp* PART IS LISTED FOR REFERENCE ONLY, MARANTZ WILL NOT SUPPLY THESE PARTS.

P.W.B. NAME	POS. NO.	VERS. COLOR	PART NO. (FOR EUR)	PART NO. (MZ)	PART NAME	DESCRIPTION	
DSP	RC59		nsp	00MNN05473610	CHIP RES.	47K OHM 1/10W J	CRJ10DJ473T
DSP	RC60		nsp	00MNN05473610	CHIP RES.	47K OHM 1/10W J	CRJ10DJ473T
DSP	RC61	F N	nsp	00MNN05393610	CHIP RES.	39 KOHM 1/10W J	CRJ10DJ393T
DSP	RC61	/K1G	nsp	00MNN05273610	CHIP RES.	27K OHM 1/10W J	CRJ10DJ273T
DSP	RC61	/N1B	nsp	00MNN05832610	CHIP RES.	82K OHM 1/10W J	CRJ10DJ823T
DSP	RC61	/N1S	nsp	00MNN05832610	CHIP RES.	82K OHM 1/10W J	CRJ10DJ823T
DSP	RC62	F N	nsp	00MNN05563610	CHIP RES.	56K OHM 1/10W J	CRJ10DJ563T
DSP	RC62	/K1G	nsp	00MNN05683610	CHIP RES.	68K OHM 1/10W J	CRJ10DJ683T
DSP	RC62	/N1B	nsp	00MNN05223610	CHIP RES.	22K OHM 1/10W J	CRJ10DJ223T
DSP	RC62	/N1S	nsp	00MNN05223610	CHIP RES.	22K OHM 1/10W J	CRJ10DJ223T
DSP	RC62	/U1B	nsp	00MNN05000610	CHIP RES.	0 OHM 1/10W J	CRJ10DJ0R0T
DSP	RC63		nsp	00MNN05473610	CHIP RES.	47K OHM 1/10W J	CRJ10DJ473T
DSP	RC65		nsp	00MNN05473610	CHIP RES.	47K OHM 1/10W J	CRJ10DJ473T
DSP	RC66		nsp	00MNN05473610	CHIP RES.	47K OHM 1/10W J	CRJ10DJ473T
DSP	RC67		nsp	00MNN05473610	CHIP RES.	47K OHM 1/10W J	CRJ10DJ473T
DSP	RC68		nsp	00MNN05473610	CHIP RES.	47K OHM 1/10W J	CRJ10DJ473T
DSP	RC69		nsp	00MNN05473610	CHIP RES.	47K OHM 1/10W J	CRJ10DJ473T
DSP	RC70		nsp	00MNN05473610	CHIP RES.	47K OHM 1/10W J	CRJ10DJ473T
DSP	RC71		nsp	00MNN05473610	CHIP RES.	47K OHM 1/10W J	CRJ10DJ473T
DSP	RC72		nsp	00MNN05473610	CHIP RES.	47K OHM 1/10W J	CRJ10DJ473T
DSP	RC73		nsp	00MNN05000610	CHIP RES.	0 OHM 1/10W J	CRJ10DJ0R0T
DSP	RC74		nsp	00MNN05000610	CHIP RES.	0 OHM 1/10W J	CRJ10DJ0R0T
DSP	RC75		nsp	00MNN05473610	CHIP RES.	47K OHM 1/10W J	CRJ10DJ473T
DSP	RC76		nsp	00MNN05473610	CHIP RES.	47K OHM 1/10W J	CRJ10DJ473T
DSP	RC77		nsp	00MNN05473610	CHIP RES.	47K OHM 1/10W J	CRJ10DJ473T
DSP	RC78		nsp	00MNN05101610	CHIP RES.	100 OHM 1/10W J	CRJ10DJ101T
DSP	RC79		nsp	00MNN05101610	CHIP RES.	100 OHM 1/10W J	CRJ10DJ101T
DSP	RC80	F N	nsp	00MNN05222610	CHIP RES.	2.2K OHM 1/10W J	CRJ10DJ222T
DSP	RC80	/N1B	nsp	00MNN05222610	CHIP RES.	2.2K OHM 1/10W J	CRJ10DJ222T
DSP	RC80	/N1S	nsp	00MNN05222610	CHIP RES.	2.2K OHM 1/10W J	CRJ10DJ222T
DSP	RC80	/U1B	nsp	00MNN05222610	CHIP RES.	2.2K OHM 1/10W J	CRJ10DJ222T
DSP	RC81	F N	nsp	00MNN05683610	CHIP RES.	68K OHM 1/10W J	CRJ10DJ683T
DSP	RC81	/N1B	nsp	00MNN05683610	CHIP RES.	68K OHM 1/10W J	CRJ10DJ683T
DSP	RC81	/N1S	nsp	00MNN05683610	CHIP RES.	68K OHM 1/10W J	CRJ10DJ683T
DSP	RC81	/U1B	nsp	00MNN05683610	CHIP RES.	68K OHM 1/10W J	CRJ10DJ683T
DSP	RC82	/N1B	nsp	00MNN05223610	CHIP RES.	22K OHM 1/10W J	CRJ10DJ223T
DSP	RC82	/N1S	nsp	00MNN05223610	CHIP RES.	22K OHM 1/10W J	CRJ10DJ223T
DSP	RC83	/N1B	nsp	00MNN05223610	CHIP RES.	22K OHM 1/10W J	CRJ10DJ223T
DSP	RC83	/N1S	nsp	00MNN05223610	CHIP RES.	22K OHM 1/10W J	CRJ10DJ223T
DSP	RC84		nsp	00MNN05103610	CHIP RES.	10K OHM 1/10W J	CRJ10DJ103T
DSP	RC87		nsp	00MNN05103610	CHIP RES.	10K OHM 1/10W J	CRJ10DJ103T
DSP	RC88		nsp	00MNN05562610	CHIP RES.	5.6K OHM 1/10W J	CRJ10DJ562T
DSP	RC89		nsp	00MNN05473610	CHIP RES.	47K OHM 1/10W J	CRJ10DJ473T
DSP	RN10		90M-BW000390R	90M-BW000390R	RES. COMPO.	ARC 241 100R	CRJ104DJ101T
DSP	RN11		90M-BW000390R	90M-BW000390R	RES. COMPO.	ARC 241 100R	CRJ104DJ101T
DSP	RN12		90M-BW000390R	90M-BW000390R	RES. COMPO.	ARC 241 100R	CRJ104DJ101T
DSP	RN13		90M-BW000390R	90M-BW000390R	RES. COMPO.	ARC 241 100R	CRJ104DJ101T
DSP	RN14		90M-BW000390R	90M-BW000390R	RES. COMPO.	ARC 241 100R	CRJ104DJ101T
DSP	RN15		90M-BW000390R	90M-BW000390R	RES. COMPO.	ARC 241 100R	CRJ104DJ101T
DSP	RN16		90M-BW000390R	90M-BW000390R	RES. COMPO.	ARC 241 100R	CRJ104DJ101T
DSP	RN17		90M-BW000390R	90M-BW000390R	RES. COMPO.	ARC 241 100R	CRJ104DJ101T
DSP	RN18		90M-BW000390R	90M-BW000390R	RES. COMPO.	ARC 241 100R	CRJ104DJ101T
DSP	RN19		90M-BW000390R	90M-BW000390R	RES. COMPO.	ARC 241 100R	CRJ104DJ101T
DSP	RN20		90M-BW000390R	90M-BW000390R	RES. COMPO.	ARC 241 100R	CRJ104DJ101T
DSP	RN21		90M-BW000390R	90M-BW000390R	RES. COMPO.	ARC 241 100R	CRJ104DJ101T
DSP	RN22		90M-BW000390R	90M-BW000390R	RES. COMPO.	ARC 241 100R	CRJ104DJ101T
DSP	RO11		nsp	00MNN05000610	CHIP RES.	0 OHM 1/10W J	CRJ10DJ0R0T
DSP	RO13	/U1B	nsp	00MNN05000610	CHIP RES.	0 OHM 1/10W J	CRJ10DJ0R0T
DSP	RO14	/N1B	nsp	00MNN05000610	CHIP RES.	0 OHM 1/10W J	CRJ10DJ0R0T
DSP	RO14	/N1S	nsp	00MNN05000610	CHIP RES.	0 OHM 1/10W J	CRJ10DJ0R0T
DSP	RO17	F N	nsp	00MNN05000610	CHIP RES.	0 OHM 1/10W J	CRJ10DJ0R0T
DSP	RO18	/K1G	nsp	00MNN05000610	CHIP RES.	0 OHM 1/10W J	CRJ10DJ0R0T
DSP	RR10		nsp	00MNM11800020	CHIP RES.	180 OHM 1%	CRJ10DF1800T
DSP	RR11		nsp	00MNM11800020	CHIP RES.	180 OHM 1%	CRJ10DF1800T
DSP	RR13		nsp	00MNM12200020	CHIP RES.	220 OHM 1%	CRJ10DF2200T
DSP	RR14		nsp	00MNM1033G020	CHIP RES.	3.3 OHM 1%	CRJ10DF3R30T
DSP	RR15		nsp	00MNM12200020	CHIP RES.	220 OHM 1%	CRJ10DF2200T

NOTE : "nsp" PART IS LISTED FOR REFERENCE ONLY, MARANTZ WILL NOT SUPPLY THESE PARTS.

P.W.B. NAME	POS. NO.	VERS. COLOR	PART NO. (FOR EUR)	PART NO. (MZ)	PART NAME	DESCRIPTION	
DSP	RR19		nsp	00MNM12200020	CHIP RES.	220 OHM 1%	CRJ10DF2200T
DSP	RR20		nsp	00MNM12200020	CHIP RES.	220 OHM 1%	CRJ10DF2200T
DSP	RR21		nsp	00MNM11800020	CHIP RES.	180 OHM 1%	CRJ10DF1800T
DSP	RR22		nsp	00MNM11800020	CHIP RES.	180 OHM 1%	CRJ10DF1800T
DSP	RR23		nsp	00MNM12200020	CHIP RES.	220 OHM 1%	CRJ10DF2200T
DSP	RR24		nsp	00MNN05222610	CHIP RES.	2.2K OHM 1/10W J	CRJ10DJ222T
DSP	RR25		nsp	00MNN05183610	CHIP RES.	18K OHM 1/10W J	CRJ10DJ183T
DSP	RR26		nsp	00MNN05222610	CHIP RES.	2.2K OHM 1/10W J	CRJ10DJ222T
DSP	RR27		nsp	00MNN05103610	CHIP RES.	10K OHM 1/10W J	CRJ10DJ103T
DSP	RR28		nsp	00MNN05223610	CHIP RES.	22K OHM 1/10W J	CRJ10DJ223T
DSP	RR29		nsp	00MNN05103610	CHIP RES.	10K OHM 1/10W J	CRJ10DJ103T
DSP	RR30		nsp	00MNN05000610	CHIP RES.	0 OHM 1/10W J	CRJ10DJ0R0T
DSP	RR32		nsp	00MNN05103610	CHIP RES.	10K OHM 1/10W J	CRJ10DJ103T
DSP	RR34		nsp	00MNN05000610	CHIP RES.	0 OHM 1/10W J	CRJ10DJ0R0T
DSP	RR35		nsp	00MNN05103610	CHIP RES.	10K OHM 1/10W J	CRJ10DJ103T
DSP	RR36		nsp	00MNN05103610	CHIP RES.	10K OHM 1/10W J	CRJ10DJ103T
DSP	RR37		nsp	00MNN05103610	CHIP RES.	10K OHM 1/10W J	CRJ10DJ103T
DSP	RR38		nsp	00MNN05103610	CHIP RES.	10K OHM 1/10W J	CRJ10DJ103T
DSP	RR39		nsp	00MNN05103610	CHIP RES.	10K OHM 1/10W J	CRJ10DJ103T
DSP	RY10		90M-LY000380R	90M-LY000380R	RELAY	AXICOM-D3023	HSL4C008ZE
DSP	SW10		90M-SP001290R	90M-SP001290R	SW	SPUJ19XSM011	HSH2B018Z
DSP	XC10		90M-JX001190R	90M-JX001190R	X'TAL	20MHZ	HOX20000E220TF
DSP	XC11		90M-JX001340R	90M-JX001340R	X'TAL	24.576MHZ	COX24576E180TF
DSP	XC12		90M-JX001420R	90M-JX001420R	X'TAL	17.733MHZ AT-49 12PF	COX17733E12TD
					FRONT PWB (CUP11869Y)		
FRONT	BN14		nsp	nsp	CORD	WIRE ASSY	CWB1B907450BN
FRONT	BN51		nsp	nsp	CORD	WIRE ASSY	CWB1B909050EN
FRONT	BN52		nsp	nsp	CORD	WIRE ASSY	CWB1B908050EN
FRONT	BN53		nsp	nsp	CORD	WIRE ASSY	CWZSR7001BN53
FRONT	C801		nsp	00MOA10701620	ELECT CAP.	100UF 16V	CCEA1CH101T
FRONT	C802		nsp	00MOA10605020	ELECT CAP.	10UF 50V	CCEA1HH100T
FRONT	C804		nsp	nsp	CER. CAP.	0.01UF 50V Z	HCBS1H103ZFT
FRONT	C805		nsp	nsp	CER. CAP.	100PF 50V K	HCBS1H101KBT
FRONT	C806		nsp	00MOA10703520	ELECT CAP.	100UF 35V	CCEA1VH101T
FRONT	C807		nsp	nsp	CER. CAP.	100PF 50V K	HCBS1H101KBT
FRONT	C809		nsp	nsp	CER. CAP.	100PF 50V K	HCBS1H101KBT
FRONT	C810		nsp	nsp	CER. CAP.	100PF 50V K	HCBS1H101KBT
FRONT	C811		nsp	nsp	CER. CAP.	100PF 50V K	HCBS1H101KBT
FRONT	C812		nsp	nsp	CER. CAP.	0.1UF 50V Z	HCBS1H104ZFT
FRONT	C813		nsp	00MOA10701620	ELECT CAP.	100UF 16V	CCEA1CH101T
FRONT	C816		nsp	nsp	CER. CAP.	0.1UF 50V Z	HCBS1H104ZFT
FRONT	C817		nsp	nsp	CER. CAP.	0.1UF 50V Z	HCBS1H104ZFT
FRONT	C818		nsp	nsp	CER. CAP.	100PF 50V K	HCBS1H101KBT
FRONT	C820		nsp	nsp	CER. CAP.	100PF 50V K	HCBS1H101KBT
FRONT	C821		nsp	90M-EJ000040R	ELECT CAP.	10UF 50V KS	CCEA1HKS100T
FRONT	C822		nsp	nsp	CER. CAP.	100PF 50V K	HCBS1H101KBT
FRONT	C824		nsp	nsp	CER. CAP.	0.1UF 50V Z	HCBS1H104ZFT
FRONT	C825		nsp	nsp	CER. CAP.	390PF 50V KB	HCBS1H391KBT
FRONT	C826		nsp	nsp	CER. CAP.	100PF 50V K	HCBS1H101KBT
FRONT	C827		nsp	nsp	CER. CAP.	100PF 50V K	HCBS1H101KBT
FRONT	C828		nsp	00MEJ10601610	ELECT CAP.	100UF 16V KS	CCEA1CKS101T
FRONT	C881		nsp	nsp	CER. CAP.	470PF 50V	HCBS1H471KBT
FRONT	C882		nsp	00MOA22605020	ELECT CAP.	22UF 50V	CCEA1HH220T
FRONT	C883		nsp	90M-EJ000050R	ELECT CAP.	4.7UF 50V	CCEA1HKS4R7T
FRONT	C884		nsp	nsp	CER. CAP.	470PF 50V	HCBS1H471KBT
FRONT	C891		nsp	90M-EJ000120R	ELECT CAP.	47UF 25V	CCEA1EKS470T
FRONT	C893		nsp	nsp	CER. CAP.	0.1UF 50V Z	HCBS1H104ZFT
FRONT	C894		nsp	nsp	CER. CAP.	0.1UF 50V Z	HCBS1H104ZFT
FRONT	C896		nsp	90M-EJ000050R	ELECT CAP.	4.7UF 50V	CCEA1HKS4R7T
FRONT	C968		nsp	nsp	CER. CAP.	0.1UF 50V Z	HCBS1H104ZFT
FRONT	C970		nsp	nsp	CER. CAP.	0.1UF 50V Z	HCBS1H104ZFT
FRONT	C982		nsp	nsp	CER. CAP.	100PF 50V K	HCBS1H101KBT
FRONT	CN15		nsp	nsp	CONN.	21P FPC WAFER	CJP21GA117ZY
FRONT	D802		90M-HI101040R	90M-HI101040R	L.E.D.	SLR342VCTB7T089	HVD342VCTB7T089
FRONT	D803		90M-HI101190R	90M-HI101190R	L.E.D.	BLUE LED TOL-52CSBBCEAB2	CVD52CSBBCEAB2
FRONT	D811		90M-HI101190R	90M-HI101190R	L.E.D.	BLUE LED TOL-52CSBBCEAB2	CVD52CSBBCEAB2
FRONT	FL81		90M-HQ300620R	90M-HQ300620R	DISPLAY	16-BT-110GNK	HFL16BT110GNK

NOTE : *nsp* PART IS LISTED FOR REFERENCE ONLY, MARANTZ WILL NOT SUPPLY THESE PARTS.

P.W.B. NAME	POS. NO.	VERS. COLOR	PART NO. (FOR EUR)	PART NO. (MZ)	PART NAME	DESCRIPTION	
FRONT	IC81		00MHC10220090	00MHC10220090	IC	NJU3430F VFD DRIVER	HVINJU3430F
FRONT	IC85		00MHC10102090	00MHC10102090	IC	NJM2068MD-TE1	HVINJM2068MDTE1
FRONT	J806		nsp	nsp	CORD	SN95/PB5 0.6	C3A206
FRONT	J808		nsp	nsp	CORD	SN95/PB5 0.6	C3A206
FRONT	J809		nsp	nsp	CORD	SN95/PB5 0.6	C3A206
FRONT	J810		nsp	nsp	CORD	SN95/PB5 0.6	C3A206
FRONT	J811		nsp	nsp	CORD	SN95/PB5 0.6	C3A206
FRONT	J812		nsp	nsp	CORD	SN95/PB5 0.6	C3A206
FRONT	J813		nsp	nsp	CORD	SN95/PB5 0.6	C3A206
FRONT	J814		nsp	nsp	CORD	SN95/PB5 0.6	C3A206
FRONT	J815		nsp	nsp	CORD	SN95/PB5 0.6	C3A206
FRONT	J816		nsp	nsp	CORD	SN95/PB5 0.6	C3A206
FRONT	J817		nsp	nsp	CORD	SN95/PB5 0.6	C3A206
FRONT	J818		nsp	nsp	CORD	SN95/PB5 0.6	C3A206
FRONT	J819		nsp	nsp	CORD	SN95/PB5 0.6	C3A206
FRONT	J820		nsp	nsp	CORD	SN95/PB5 0.6	C3A206
FRONT	J821		nsp	nsp	CORD	SN95/PB5 0.6	C3A206
FRONT	J822		nsp	nsp	CORD	SN95/PB5 0.6	C3A206
FRONT	J823		nsp	nsp	CORD	SN95/PB5 0.6	C3A206
FRONT	J824		nsp	nsp	CORD	SN95/PB5 0.6	C3A206
FRONT	J825		nsp	nsp	CORD	SN95/PB5 0.6	C3A206
FRONT	J826		nsp	nsp	CORD	SN95/PB5 0.6	C3A206
FRONT	J827		nsp	nsp	CORD	SN95/PB5 0.6	C3A206
FRONT	J828		nsp	nsp	CORD	SN95/PB5 0.6	C3A206
FRONT	J829		nsp	nsp	CORD	SN95/PB5 0.6	C3A206
FRONT	J830		nsp	nsp	CORD	SN95/PB5 0.6	C3A206
FRONT	J831		nsp	nsp	CORD	SN95/PB5 0.6	C3A206
FRONT	J832		nsp	nsp	CORD	SN95/PB5 0.6	C3A206
FRONT	J833		nsp	nsp	CORD	SN95/PB5 0.6	C3A206
FRONT	J834		nsp	nsp	CORD	SN95/PB5 0.6	C3A206
FRONT	J835		nsp	nsp	CORD	SN95/PB5 0.6	C3A206
FRONT	J836		nsp	nsp	CORD	SN95/PB5 0.6	C3A206
FRONT	J837		nsp	nsp	CORD	SN95/PB5 0.6	C3A206
FRONT	J838		nsp	nsp	CORD	SN95/PB5 0.6	C3A206
FRONT	J839		nsp	nsp	CORD	SN95/PB5 0.6	C3A206
FRONT	J840		nsp	nsp	CORD	SN95/PB5 0.6	C3A206
FRONT	J841		nsp	nsp	CORD	SN95/PB5 0.6	C3A206
FRONT	J850		nsp	nsp	CORD	SN95/PB5 0.6	C3A206
FRONT	J851		nsp	nsp	CORD	SN95/PB5 0.6	C3A206
FRONT	J852		nsp	nsp	CORD	SN95/PB5 0.6	C3A206
FRONT	J853		nsp	nsp	CORD	SN95/PB5 0.6	C3A206
FRONT	J854		nsp	nsp	CORD	SN95/PB5 0.6	C3A206
FRONT	J855		nsp	nsp	CORD	SN95/PB5 0.6	C3A206
FRONT	J856		nsp	nsp	CORD	SN95/PB5 0.6	C3A206
FRONT	J857		nsp	nsp	CORD	SN95/PB5 0.6	C3A206
FRONT	J858		nsp	nsp	CORD	SN95/PB5 0.6	C3A206
FRONT	J859		nsp	nsp	CORD	SN95/PB5 0.6	C3A206
FRONT	J860		nsp	nsp	CORD	SN95/PB5 0.6	C3A206
FRONT	J861		nsp	nsp	CORD	SN95/PB5 0.6	C3A206
FRONT	J862		nsp	nsp	CORD	SN95/PB5 0.6	C3A206
FRONT	J863		nsp	nsp	CORD	SN95/PB5 0.6	C3A206
FRONT	J872		nsp	nsp	CORD	SN95/PB5 0.6	C3A206
FRONT	JK82		90M-YT004320R	90M-YT004320R	TERMINAL	JACK HEADPHONE	HJJ2D003Z
FRONT	Q801		00MBA10001000	00MBA10001000	TRS.	KRA102M	HVTKRA102MT
FRONT	Q803		00MHT30001000	00MHT30001000	TRS.	KTC3199Y	HVTKTC3199YT
FRONT	Q808		00MBA20001000	00MBA20001000	TRS.	KRC102M	HVTKRC102MT
FRONT	Q809		00MBA10001000	00MBA10001000	TRS.	KRA102M	HVTKRA102MT
FRONT	Q811		00MBA10001000	00MBA10001000	TRS.	KRA102M	HVTKRA102MT
FRONT	R805		nsp	nsp	RES.	100 OHM 1/5W J	CRD20TJ101T
FRONT	R810		nsp	nsp	RES.	5.6K OHM 1/5W J	CRD20TJ562T
FRONT	R811		nsp	nsp	RES.	2.7K OHM 1/5W J	CRD20TJ272T
FRONT	R812		nsp	nsp	RES.	2.2K OHM 1/5W J	CRD20TJ222T
FRONT	R813		nsp	nsp	RES.	1.5K OHM 1/5W J	CRD20TJ152T
FRONT	R814		nsp	nsp	RES.	1K OHM 1/5W J	CRD20TJ102T
FRONT	R815		nsp	nsp	RES.	820 OHM 1/5W J	CRD20TJ821T
FRONT	R816		nsp	nsp	RES.	560 OHM 1/5W J	CRD20TJ561T
FRONT	R817		nsp	nsp	RES.	680 OHM 1/5W J	CRD20TJ681T

NOTE : "nsp" PART IS LISTED FOR REFERENCE ONLY, MARANTZ WILL NOT SUPPLY THESE PARTS.

P.W.B. NAME	POS. NO.	VERS. COLOR	PART NO. (FOR EUR)	PART NO. (MZ)	PART NAME	DESCRIPTION
FRONT	R818		nsp	nsp	RES.	5.6K OHM 1/5W J CRD20TJ562T
FRONT	R819		nsp	nsp	RES.	2.7K OHM 1/5W J CRD20TJ272T
FRONT	R820		nsp	nsp	RES.	2.2K OHM 1/5W J CRD20TJ222T
FRONT	R821		nsp	nsp	RES.	1.5K OHM 1/5W J CRD20TJ152T
FRONT	R822		nsp	nsp	RES.	1K OHM 1/5W J CRD20TJ102T
FRONT	R823		nsp	nsp	RES.	820 OHM 1/5W J CRD20TJ821T
FRONT	R824		nsp	nsp	RES.	560 OHM 1/5W J CRD20TJ561T
FRONT	R825		nsp	nsp	RES.	680 OHM 1/5W J CRD20TJ681T
FRONT	R826		nsp	nsp	RES.	5.6K OHM 1/5W J CRD20TJ562T
FRONT	R827		nsp	nsp	RES.	2.7K OHM 1/5W J CRD20TJ272T
FRONT	R828		nsp	nsp	RES.	2.2K OHM 1/5W J CRD20TJ222T
FRONT	R829		nsp	nsp	RES.	1.5K OHM 1/5W J CRD20TJ152T
FRONT	R830		nsp	nsp	RES.	1K OHM 1/5W J CRD20TJ102T
FRONT	R831		nsp	nsp	RES.	10K OHM 1/5W J CRD20TJ103T
FRONT	R833		nsp	nsp	RES.	68K OHM 1/5W J CRD20TJ683T
FRONT	R845		nsp	nsp	RES.	100 OHM 1/5W J CRD20TJ101T
FRONT	R876		nsp	nsp	RES.	820 OHM 1/5W J CRD20TJ821T
FRONT	R877		nsp	nsp	RES.	560 OHM 1/5W J CRD20TJ561T
FRONT	R879		nsp	nsp	RES.	680 OHM 1/5W J CRD20TJ681T
FRONT	R901		nsp	nsp	RES.	10K OHM 1/5W J CRD20TJ103T
FRONT	R902		nsp	nsp	RES.	10K OHM 1/5W J CRD20TJ103T
FRONT	R903		nsp	nsp	RES.	10K OHM 1/5W J CRD20TJ103T
FRONT	R904		nsp	nsp	RES.	10K OHM 1/5W J CRD20TJ103T
FRONT	R905		nsp	nsp	RES.	10K OHM 1/5W J CRD20TJ103T
FRONT	R906		nsp	nsp	RES.	10K OHM 1/5W J CRD20TJ103T
FRONT	R907		nsp	nsp	RES.	10K OHM 1/5W J CRD20TJ103T
FRONT	R908		nsp	nsp	RES.	10K OHM 1/5W J CRD20TJ103T
FRONT	R909		nsp	nsp	RES.	10K OHM 1/5W J CRD20TJ103T
FRONT	R910		nsp	nsp	RES.	10K OHM 1/5W J CRD20TJ103T
FRONT	R911		nsp	nsp	RES.	10K OHM 1/5W J CRD20TJ103T
FRONT	R912		nsp	nsp	RES.	10K OHM 1/5W J CRD20TJ103T
FRONT	R913		nsp	nsp	RES.	10K OHM 1/5W J CRD20TJ103T
FRONT	R914		nsp	nsp	RES.	10K OHM 1/5W J CRD20TJ103T
FRONT	R915		nsp	nsp	RES.	10K OHM 1/5W J CRD20TJ103T
FRONT	R916		nsp	nsp	RES.	10K OHM 1/5W J CRD20TJ103T
FRONT	R917		nsp	nsp	RES.	47K OHM 1/5W J CRD20TJ473T
FRONT	R918		nsp	nsp	RES.	47K OHM 1/5W J CRD20TJ473T
FRONT	R919		nsp	nsp	RES.	47K OHM 1/5W J CRD20TJ473T
FRONT	R920		nsp	nsp	RES.	47K OHM 1/5W J CRD20TJ473T
FRONT	R921		nsp	nsp	RES.	47K OHM 1/5W J CRD20TJ473T
FRONT	R922		nsp	nsp	RES.	47K OHM 1/5W J CRD20TJ473T
FRONT	R923		nsp	nsp	RES.	47K OHM 1/5W J CRD20TJ473T
FRONT	R924		nsp	nsp	RES.	47K OHM 1/5W J CRD20TJ473T
FRONT	R925		nsp	nsp	RES.	47K OHM 1/5W J CRD20TJ473T
FRONT	R926		nsp	nsp	RES.	47K OHM 1/5W J CRD20TJ473T
FRONT	R927		nsp	nsp	RES.	47K OHM 1/5W J CRD20TJ473T
FRONT	R928		nsp	nsp	RES.	47K OHM 1/5W J CRD20TJ473T
FRONT	R929		nsp	nsp	RES.	47K OHM 1/5W J CRD20TJ473T
FRONT	R930		nsp	nsp	RES.	47K OHM 1/5W J CRD20TJ473T
FRONT	R931		nsp	nsp	RES.	47K OHM 1/5W J CRD20TJ473T
FRONT	R932		nsp	nsp	RES.	47K OHM 1/5W J CRD20TJ473T
FRONT	R933		nsp	nsp	RES.	47K OHM 1/5W J CRD20TJ473T
FRONT	R934		nsp	nsp	RES.	47K OHM 1/5W J CRD20TJ473T
FRONT	R935		nsp	nsp	RES.	47K OHM 1/5W J CRD20TJ473T
FRONT	R936		nsp	nsp	RES.	47K OHM 1/5W J CRD20TJ473T
FRONT	R937		nsp	nsp	RES.	47K OHM 1/5W J CRD20TJ473T
FRONT	R938		nsp	nsp	RES.	47K OHM 1/5W J CRD20TJ473T
FRONT	R939		nsp	nsp	RES.	47K OHM 1/5W J CRD20TJ473T
FRONT	R940		nsp	nsp	RES.	47K OHM 1/5W J CRD20TJ473T
FRONT	R941		nsp	nsp	RES.	47K OHM 1/5W J CRD20TJ473T
FRONT	R942		nsp	nsp	RES.	47K OHM 1/5W J CRD20TJ473T
FRONT	R943		nsp	nsp	RES.	47K OHM 1/5W J CRD20TJ473T
FRONT	R944		nsp	nsp	RES.	47K OHM 1/5W J CRD20TJ473T
FRONT	R945		nsp	nsp	RES.	47K OHM 1/5W J CRD20TJ473T
FRONT	R946		nsp	nsp	RES.	47K OHM 1/5W J CRD20TJ473T
FRONT	R947		nsp	nsp	RES.	47K OHM 1/5W J CRD20TJ473T
FRONT	R948		nsp	nsp	RES.	47K OHM 1/5W J CRD20TJ473T

NOTE : "nsp" PART IS LISTED FOR REFERENCE ONLY, MARANTZ WILL NOT SUPPLY THESE PARTS.

P.W.B. NAME	POS. NO.	VERS. COLOR	PART NO. (FOR EUR)	PART NO. (MZ)	PART NAME	DESCRIPTION
FRONT	R949		nsp	nsp	RES.	47K OHM 1/5W J CRD20TJ473T
FRONT	R950		nsp	nsp	RES.	47K OHM 1/5W J CRD20TJ473T
FRONT	R951		nsp	nsp	RES.	47K OHM 1/5W J CRD20TJ473T
FRONT	R952		nsp	nsp	RES.	47K OHM 1/5W J CRD20TJ473T
FRONT	R953		nsp	nsp	RES.	47K OHM 1/5W J CRD20TJ473T
FRONT	R968		nsp	nsp	RES.	10K OHM 1/5W J CRD20TJ103T
FRONT	R969		nsp	nsp	RES.	220 OHM 1/5W J CRD20TJ221T
FRONT	R970		nsp	nsp	RES.	10K OHM 1/5W J CRD20TJ103T
FRONT	R971		nsp	nsp	RES.	270 OHM 1/5W J CRD20TJ271T
FRONT	R972		nsp	nsp	RES.	220 OHM 1/5W J CRD20TJ221T
FRONT	R973		nsp	nsp	RES.	47K OHM 1/5W J CRD20TJ473T
FRONT	R974		nsp	nsp	RES.	220 OHM 1/5W J CRD20TJ221T
FRONT	R975		nsp	nsp	RES.	220 OHM 1/5W J CRD20TJ221T
FRONT	R976		nsp	nsp	RES.	47K OHM 1/5W J CRD20TJ473T
FRONT	R977		nsp	nsp	RES.	4.7K OHM 1/5W J CRD20TJ472T
FRONT	R978		nsp	nsp	RES.	470 OHM 1/5W J CRD20TJ471T
FRONT	R981		nsp	nsp	RES.	4.7K OHM 1/5W J CRD20TJ472T
FRONT	R982		nsp	nsp	RES.	2.2K OHM 1/5W J CRD20TJ222T
FRONT	R984		nsp	nsp	RES.	4.7K OHM 1/5W J CRD20TJ472T
FRONT	R986		nsp	nsp	RES.	12K OHM 1/5W J CRD20TJ123T
FRONT	R989		nsp	nsp	RES.	330 OHM 1/5W J CRD20TJ331T
FRONT	RC81		90M-HW100650R	90M-HW100650R	PHOTO UNIT	RPM6936-H4 HRVRPM6936H4
FRONT	SW71		90M-SP001210R	90M-SP001210R	SW	SKHV10910G TACT CST1A012ZT
FRONT	SW72		90M-SP001210R	90M-SP001210R	SW	SKHV10910G TACT CST1A012ZT
FRONT	SW73		90M-SP001210R	90M-SP001210R	SW	SKHV10910G TACT CST1A012ZT
FRONT	SW74		90M-SP001210R	90M-SP001210R	SW	SKHV10910G TACT CST1A012ZT
FRONT	SW76		90M-SP001210R	90M-SP001210R	SW	SKHV10910G TACT CST1A012ZT
FRONT	SW77		90M-SP001210R	90M-SP001210R	SW	SKHV10910G TACT CST1A012ZT
FRONT	SW79		90M-SP001210R	90M-SP001210R	SW	SKHV10910G TACT CST1A012ZT
FRONT	SW81		90M-SP001210R	90M-SP001210R	SW	SKHV10910G TACT CST1A012ZT
FRONT	SW82		90M-SP001210R	90M-SP001210R	SW	SKHV10910G TACT CST1A012ZT
FRONT	SW83		90M-SP001210R	90M-SP001210R	SW	SKHV10910G TACT CST1A012ZT
FRONT	SW84		90M-SP001210R	90M-SP001210R	SW	SKHV10910G TACT CST1A012ZT
FRONT	SW85		90M-SP001210R	90M-SP001210R	SW	SKHV10910G TACT CST1A012ZT
FRONT	SW86		90M-SP001210R	90M-SP001210R	SW	SKHV10910G TACT CST1A012ZT
FRONT	SW87		90M-SP001210R	90M-SP001210R	SW	SKHV10910G TACT CST1A012ZT
FRONT	SW88		90M-SP001210R	90M-SP001210R	SW	SKHV10910G TACT CST1A012ZT
FRONT	SW89		90M-SP001210R	90M-SP001210R	SW	SKHV10910G TACT CST1A012ZT
FRONT	SW90		90M-SP001210R	90M-SP001210R	SW	SKHV10910G TACT CST1A012ZT
FRONT	SW91		90M-SP001210R	90M-SP001210R	SW	SKHV10910G TACT CST1A012ZT
FRONT	SW92		90M-SP001210R	90M-SP001210R	SW	SKHV10910G TACT CST1A012ZT
FRONT	SW95		90M-SP001210R	90M-SP001210R	SW	SKHV10910G TACT CST1A012ZT
FRONT	SW96		90M-SP001210R	90M-SP001210R	SW	SKHV10910G TACT CST1A012ZT
					GUIDE PWB (CUP11874X-5)	
GUIDE	C601		nsp	nsp	CER. CAP.	100PF 50V K HCBS1H101KBT
GUIDE	CN53		nsp	nsp	CONN.	3PIN ANGLE CJP03GB46ZY
GUIDE	CN55		nsp	nsp	CONN.	3PIN ANGLE CJP03GB46ZY
GUIDE	L601		90M-FN000090R	90M-FN000090R	EMI FILTER	BEAD KLZ9H001Z
					H/P PWB (CUP11869Y-4)	
H/P	BN17		nsp	nsp	CORD	WIRE ASSY CWB1B905540BN
H/P	C874		nsp	nsp	CER. CAP.	100PF 50V K HCBS1H101KBT
H/P	C875		nsp	nsp	CER. CAP.	100PF 50V K HCBS1H101KBT
H/P	C876		nsp	nsp	CER. CAP.	0.1UF 50V Z HCBS1H104ZFT
H/P	JK81	F N	nsp	90M-YT003160R	TERMINAL	HTJ-064-05NG HEADPHONE JACK CJJ2E020Z
H/P	JK81	/K1G	nsp	90M-YT003160R	TERMINAL	HTJ-064-05NG HEADPHONE JACK CJJ2E020Z
H/P	JK81	/N1B	90M-YT003160R	90M-YT003160R	TERMINAL	HTJ-064-05NG HEADPHONE JACK CJJ2E020Z
H/P	JK81	/N1S	90M-YT004500R	90M-YT004500R	TERMINAL	JACK HEADPHONE(SILVER) CJJ2E026Z
H/P	JK81	/U1B	nsp	90M-YT003160R	TERMINAL	HTJ-064-05NG HEADPHONE JACK CJJ2E020Z
H/P	JW12		nsp	nsp	CORD	WIRE ASSY CWE8102050RV
H/P	JW22		nsp	nsp	CORD	WIRE ASSY CWE8102050RV
H/P	R846		nsp	nsp	RES.	4.7K OHM 1/5W J CRD20TJ472T
H/P	R847		nsp	nsp	RES.	470 OHM 1/5W J CRD20TJ471T
					HDMI PWB (CUP11982Z)	
HDMI	BK11		nsp	nsp	BRACKET	BRACKET FOR PWB CMD1A569
HDMI	BK12		nsp	nsp	BRACKET	BRACKET FOR PWB CMD1A569
HDMI	BN31		nsp	nsp	CORD	WIRE ASSY CWB1D906060BM
HDMI	C101		nsp	00MDK96104300	CER. CAP.	0.1UF 50V K CCUS1H104KC

NOTE : "nsp" PART IS LISTED FOR REFERENCE ONLY, MARANTZ WILL NOT SUPPLY THESE PARTS.

P.W.B. NAME	POS. NO.	VERS. COLOR	PART NO. (FOR EUR)	PART NO. (MZ)	PART NAME	DESCRIPTION
HDMI	C102		nsp	00MDK96104300	CER. CAP.	0.1UF 50V K CCUS1H104KC
HDMI	C103		nsp	00MDK96104300	CER. CAP.	0.1UF 50V K CCUS1H104KC
HDMI	C104		nsp	00MDK96104300	CER. CAP.	0.1UF 50V K CCUS1H104KC
HDMI	C105		nsp	00MDK96104300	CER. CAP.	0.1UF 50V K CCUS1H104KC
HDMI	C106		nsp	00MDK96104300	CER. CAP.	0.1UF 50V K CCUS1H104KC
HDMI	C107		nsp	00MDK96104300	CER. CAP.	0.1UF 50V K CCUS1H104KC
HDMI	C108		nsp	00MDK96104300	CER. CAP.	0.1UF 50V K CCUS1H104KC
HDMI	C109		nsp	00MDK96104300	CER. CAP.	0.1UF 50V K CCUS1H104KC
HDMI	C110		nsp	00MDK96104300	CER. CAP.	0.1UF 50V K CCUS1H104KC
HDMI	C111		nsp	00MOA47602520	ELECT CAP.	47UF 25V CCEA1EH470T
HDMI	C112		nsp	00MDK96104300	CER. CAP.	0.1UF 50V K CCUS1H104KC
HDMI	C113		nsp	00MDK96104300	CER. CAP.	0.1UF 50V K CCUS1H104KC
HDMI	C114		nsp	00MDK96104300	CER. CAP.	0.1UF 50V K CCUS1H104KC
HDMI	C115		nsp	00MDK96104300	CER. CAP.	0.1UF 50V K CCUS1H104KC
HDMI	C116		nsp	00MDK96104300	CER. CAP.	0.1UF 50V K CCUS1H104KC
HDMI	C117		nsp	00MDK96104300	CER. CAP.	0.1UF 50V K CCUS1H104KC
HDMI	C118		nsp	00MOA47602520	ELECT CAP.	47UF 25V CCEA1EH470T
HDMI	C119		nsp	00MDK96104300	CER. CAP.	0.1UF 50V K CCUS1H104KC
HDMI	C120		nsp	00MOA47602520	ELECT CAP.	47UF 25V CCEA1EH470T
HDMI	C121		nsp	00MDK96104300	CER. CAP.	0.1UF 50V K CCUS1H104KC
HDMI	C122		nsp	00MDK96104300	CER. CAP.	0.1UF 50V K CCUS1H104KC
HDMI	C123		nsp	00MDK96104300	CER. CAP.	0.1UF 50V K CCUS1H104KC
HDMI	C124		nsp	00MDK96104300	CER. CAP.	0.1UF 50V K CCUS1H104KC
HDMI	C125		nsp	00MDK96104300	CER. CAP.	0.1UF 50V K CCUS1H104KC
HDMI	C126		nsp	00MDK96104300	CER. CAP.	0.1UF 50V K CCUS1H104KC
HDMI	C127		nsp	00MDK96104300	CER. CAP.	0.1UF 50V K CCUS1H104KC
HDMI	C128		nsp	00MDK96104300	CER. CAP.	0.1UF 50V K CCUS1H104KC
HDMI	C301		nsp	00MOA47602520	ELECT CAP.	47UF 25V CCEA1EH470T
HDMI	C302		nsp	00MDK96104300	CER. CAP.	0.1UF 50V K CCUS1H104KC
HDMI	C303		nsp	00MOA47602520	ELECT CAP.	47UF 25V CCEA1EH470T
HDMI	C304		nsp	00MDK96104300	CER. CAP.	0.1UF 50V K CCUS1H104KC
HDMI	C305		nsp	00MDK96104300	CER. CAP.	0.1UF 50V K CCUS1H104KC
HDMI	C306		nsp	00MDK96104300	CER. CAP.	0.1UF 50V K CCUS1H104KC
HDMI	C307		nsp	00MDK96104300	CER. CAP.	0.1UF 50V K CCUS1H104KC
HDMI	C308		nsp	00MDK96104300	CER. CAP.	0.1UF 50V K CCUS1H104KC
HDMI	C309		nsp	00MDK96104300	CER. CAP.	0.1UF 50V K CCUS1H104KC
HDMI	C310		nsp	00MDK96104300	CER. CAP.	0.1UF 50V K CCUS1H104KC
HDMI	C311		nsp	00MDK96104300	CER. CAP.	0.1UF 50V K CCUS1H104KC
HDMI	C312		nsp	00MDK96104300	CER. CAP.	0.1UF 50V K CCUS1H104KC
HDMI	C313		nsp	00MDK96104300	CER. CAP.	0.1UF 50V K CCUS1H104KC
HDMI	C314		nsp	00MDK96104300	CER. CAP.	0.1UF 50V K CCUS1H104KC
HDMI	C315		nsp	00MDK96104300	CER. CAP.	0.1UF 50V K CCUS1H104KC
HDMI	C316		nsp	00MDK96104300	CER. CAP.	0.1UF 50V K CCUS1H104KC
HDMI	C319		nsp	00MDK96104300	CER. CAP.	0.1UF 50V K CCUS1H104KC
HDMI	C320		nsp	00MDK96104300	CER. CAP.	0.1UF 50V K CCUS1H104KC
HDMI	C321		nsp	00MDK96104300	CER. CAP.	0.1UF 50V K CCUS1H104KC
HDMI	C322		nsp	00MDK96104300	CER. CAP.	0.1UF 50V K CCUS1H104KC
HDMI	C323		nsp	00MDK96104300	CER. CAP.	0.1UF 50V K CCUS1H104KC
HDMI	C324		nsp	00MDK96104300	CER. CAP.	0.1UF 50V K CCUS1H104KC
HDMI	C325		nsp	00MOA47602520	ELECT CAP.	47UF 25V CCEA1EH470T
HDMI	C326		nsp	00MDK96104300	CER. CAP.	0.1UF 50V K CCUS1H104KC
HDMI	C327		nsp	00MOA47602520	ELECT CAP.	47UF 25V CCEA1EH470T
HDMI	C328		nsp	00MDK96104300	CER. CAP.	0.1UF 50V K CCUS1H104KC
HDMI	C329		nsp	00MDK96104300	CER. CAP.	0.1UF 50V K CCUS1H104KC
HDMI	C330		nsp	00MDK96104300	CER. CAP.	0.1UF 50V K CCUS1H104KC
HDMI	C331		nsp	00MDK96104300	CER. CAP.	0.1UF 50V K CCUS1H104KC
HDMI	C332		nsp	00MDK96104300	CER. CAP.	0.1UF 50V K CCUS1H104KC
HDMI	C333		nsp	00MDK96104300	CER. CAP.	0.1UF 50V K CCUS1H104KC
HDMI	C334		nsp	00MDK96104300	CER. CAP.	0.1UF 50V K CCUS1H104KC
HDMI	C335		nsp	00MDK96104300	CER. CAP.	0.1UF 50V K CCUS1H104KC
HDMI	C336		nsp	00MDK96104300	CER. CAP.	0.1UF 50V K CCUS1H104KC
HDMI	C337		nsp	00MOA47602520	ELECT CAP.	47UF 25V CCEA1EH470T
HDMI	C338		nsp	00MDK96104300	CER. CAP.	0.1UF 50V K CCUS1H104KC
HDMI	C339		nsp	00MOA47602520	ELECT CAP.	47UF 25V CCEA1EH470T
HDMI	C340		nsp	00MDK96104300	CER. CAP.	0.1UF 50V K CCUS1H104KC
HDMI	C341		nsp	00MDD95220300	CER. CAP.	22PF 50V JA CCUS1H220JA
HDMI	C342		nsp	00MDD95220300	CER. CAP.	22PF 50V JA CCUS1H220JA

NOTE : *nsp* PART IS LISTED FOR REFERENCE ONLY, MARANTZ WILL NOT SUPPLY THESE PARTS.

P.W.B. NAME	POS. NO.	VERS. COLOR	PART NO. (FOR EUR)	PART NO. (MZ)	PART NAME	DESCRIPTION	
HDMI	C343		nsp	00MDK96104300	CER. CAP.	0.1UF 50V K	CCUS1H104KC
HDMI	C344		nsp	00MDK96104300	CER. CAP.	0.1UF 50V K	CCUS1H104KC
HDMI	C345		nsp	00MDK96104300	CER. CAP.	0.1UF 50V K	CCUS1H104KC
HDMI	C346		nsp	00MDK96104300	CER. CAP.	0.1UF 50V K	CCUS1H104KC
HDMI	C347		nsp	00MDK96104300	CER. CAP.	0.1UF 50V K	CCUS1H104KC
HDMI	C348		nsp	00MOA47602520	ELECT CAP.	47UF 25V	CCEA1EH470T
HDMI	C349		nsp	00MDK96104300	CER. CAP.	0.1UF 50V K	CCUS1H104KC
HDMI	C350		nsp	00MDK96104300	CER. CAP.	0.1UF 50V K	CCUS1H104KC
HDMI	C351		nsp	00MDK96104300	CER. CAP.	0.1UF 50V K	CCUS1H104KC
HDMI	C352		nsp	00MDK96104300	CER. CAP.	0.1UF 50V K	CCUS1H104KC
HDMI	C353		nsp	00MOA47602520	ELECT CAP.	47UF 25V	CCEA1EH470T
HDMI	C354		nsp	00MDK96104300	CER. CAP.	0.1UF 50V K	CCUS1H104KC
HDMI	C355		nsp	00MOA47602520	ELECT CAP.	47UF 25V	CCEA1EH470T
HDMI	C356		nsp	00MDK96104300	CER. CAP.	0.1UF 50V K	CCUS1H104KC
HDMI	C357		nsp	00MDK96104300	CER. CAP.	0.1UF 50V K	CCUS1H104KC
HDMI	C358		nsp	00MDK96104300	CER. CAP.	0.1UF 50V K	CCUS1H104KC
HDMI	C359		nsp	00MDK96104300	CER. CAP.	0.1UF 50V K	CCUS1H104KC
HDMI	C360		nsp	00MDK96104300	CER. CAP.	0.1UF 50V K	CCUS1H104KC
HDMI	C361		nsp	00MDK96104300	CER. CAP.	0.1UF 50V K	CCUS1H104KC
HDMI	C362		nsp	00MDK96104300	CER. CAP.	0.1UF 50V K	CCUS1H104KC
HDMI	C363		nsp	00MOA10605020	ELECT CAP.	10UF 50V	CCEA1HH100T
HDMI	C364		nsp	00MDK96104300	CER. CAP.	0.1UF 50V K	CCUS1H104KC
HDMI	C365		nsp	00MOA10505020	ELECT CAP.	1UF 50V	CCEA1HH1R0T
HDMI	C366		nsp	00MDK96104300	CER. CAP.	0.1UF 50V K	CCUS1H104KC
HDMI	C367		nsp	00MDK96104300	CER. CAP.	0.1UF 50V K	CCUS1H104KC
HDMI	C368		nsp	00MDK96104300	CER. CAP.	0.1UF 50V K	CCUS1H104KC
HDMI	C369		nsp	00MDK96104300	CER. CAP.	0.1UF 50V K	CCUS1H104KC
HDMI	C370		nsp	00MDK96104300	CER. CAP.	0.1UF 50V K	CCUS1H104KC
HDMI	C371		nsp	00MDK96104300	CER. CAP.	0.1UF 50V K	CCUS1H104KC
HDMI	C374		nsp	00MDD90010300	CER. CAP.	1 PF 50V	CCUS1H1R0CA
HDMI	C375		nsp	00MDD90010300	CER. CAP.	1 PF 50V	CCUS1H1R0CA
HDMI	C376		nsp	00MDD90010300	CER. CAP.	1 PF 50V	CCUS1H1R0CA
HDMI	C377		nsp	00MDD90010300	CER. CAP.	1 PF 50V	CCUS1H1R0CA
HDMI	C378		nsp	00MDK96104300	CER. CAP.	0.1UF 50V K	CCUS1H104KC
HDMI	C379		nsp	00MDK96104300	CER. CAP.	0.1UF 50V K	CCUS1H104KC
HDMI	C380		nsp	00MOA47602520	ELECT CAP.	47UF 25V	CCEA1EH470T
HDMI	C381		nsp	00MDK96104300	CER. CAP.	0.1UF 50V K	CCUS1H104KC
HDMI	C382		nsp	00MOA47602520	ELECT CAP.	47UF 25V	CCEA1EH470T
HDMI	C383		nsp	00MDK96104300	CER. CAP.	0.1UF 50V K	CCUS1H104KC
HDMI	C384		nsp	00MOA47602520	ELECT CAP.	47UF 25V	CCEA1EH470T
HDMI	C385		nsp	00MDK96104300	CER. CAP.	0.1UF 50V K	CCUS1H104KC
HDMI	C386		nsp	00MOA47602520	ELECT CAP.	47UF 25V	CCEA1EH470T
HDMI	C387		nsp	00MDK96104300	CER. CAP.	0.1UF 50V K	CCUS1H104KC
HDMI	C388		nsp	00MDK96104300	CER. CAP.	0.1UF 50V K	CCUS1H104KC
HDMI	C389		nsp	00MDK96104300	CER. CAP.	0.1UF 50V K	CCUS1H104KC
HDMI	C390		nsp	00MDK96104300	CER. CAP.	0.1UF 50V K	CCUS1H104KC
HDMI	C391		nsp	00MDK96104300	CER. CAP.	0.1UF 50V K	CCUS1H104KC
HDMI	C392		nsp	00MOA47602520	ELECT CAP.	47UF 25V	CCEA1EH470T
HDMI	C393		nsp	00MDK96104300	CER. CAP.	0.1UF 50V K	CCUS1H104KC
HDMI	C394		nsp	00MDK96104300	CER. CAP.	0.1UF 50V K	CCUS1H104KC
HDMI	C395		nsp	00MDK96104300	CER. CAP.	0.1UF 50V K	CCUS1H104KC
HDMI	C396		nsp	00MOA47602520	ELECT CAP.	47UF 25V	CCEA1EH470T
HDMI	C397		nsp	00MDK96104300	CER. CAP.	0.1UF 50V K	CCUS1H104KC
HDMI	C398		nsp	00MOA47602520	ELECT CAP.	47UF 25V	CCEA1EH470T
HDMI	C399		nsp	00MDK96104300	CER. CAP.	0.1UF 50V K	CCUS1H104KC
HDMI	C401		nsp	00MDK96104300	CER. CAP.	0.1UF 50V K	CCUS1H104KC
HDMI	C402		nsp	00MDK96104300	CER. CAP.	0.1UF 50V K	CCUS1H104KC
HDMI	C403		nsp	00MDK96104300	CER. CAP.	0.1UF 50V K	CCUS1H104KC
HDMI	C404		nsp	00MDK96104300	CER. CAP.	0.1UF 50V K	CCUS1H104KC
HDMI	C405		nsp	00MDK96104300	CER. CAP.	0.1UF 50V K	CCUS1H104KC
HDMI	C406		nsp	00MDK96104300	CER. CAP.	0.1UF 50V K	CCUS1H104KC
HDMI	C407		nsp	00MOA10605020	ELECT CAP.	10UF 50V	CCEA1HH100T
HDMI	C408		nsp	00MDK96104300	CER. CAP.	0.1UF 50V K	CCUS1H104KC
HDMI	C409		nsp	00MOA10505020	ELECT CAP.	1UF 50V	CCEA1HH1R0T
HDMI	C410		nsp	00MDK96104300	CER. CAP.	0.1UF 50V K	CCUS1H104KC
HDMI	C411		nsp	00MDK96104300	CER. CAP.	0.1UF 50V K	CCUS1H104KC
HDMI	C412		nsp	00MDK96104300	CER. CAP.	0.1UF 50V K	CCUS1H104KC

NOTE : "nsp" PART IS LISTED FOR REFERENCE ONLY, MARANTZ WILL NOT SUPPLY THESE PARTS.

P.W.B. NAME	POS. NO.	VERS. COLOR	PART NO. (FOR EUR)	PART NO. (MZ)	PART NAME	DESCRIPTION
HDMI	C413		nsp	00MDK96104300	CER. CAP.	0.1UF 50V K CCUS1H104KC
HDMI	C414		nsp	00MDK96104300	CER. CAP.	0.1UF 50V K CCUS1H104KC
HDMI	C415		nsp	00MDK96104300	CER. CAP.	0.1UF 50V K CCUS1H104KC
HDMI	C418		nsp	00MDD90010300	CER. CAP.	1 PF 50V CCUS1H1R0CA
HDMI	C419		nsp	00MDD90010300	CER. CAP.	1 PF 50V CCUS1H1R0CA
HDMI	C420		nsp	00MDD90010300	CER. CAP.	1 PF 50V CCUS1H1R0CA
HDMI	C421		nsp	00MDD90010300	CER. CAP.	1 PF 50V CCUS1H1R0CA
HDMI	C422		nsp	00MDK96104300	CER. CAP.	0.1UF 50V K CCUS1H104KC
HDMI	C423		nsp	00MDK96104300	CER. CAP.	0.1UF 50V K CCUS1H104KC
HDMI	C424		nsp	00MOA47602520	ELECT CAP.	47UF 25V CCEA1EH470T
HDMI	C425		nsp	00MDK96104300	CER. CAP.	0.1UF 50V K CCUS1H104KC
HDMI	C426		nsp	00MOA47602520	ELECT CAP.	47UF 25V CCEA1EH470T
HDMI	C427		nsp	00MDK96104300	CER. CAP.	0.1UF 50V K CCUS1H104KC
HDMI	C428		nsp	00MOA47602520	ELECT CAP.	47UF 25V CCEA1EH470T
HDMI	C429		nsp	00MDK96104300	CER. CAP.	0.1UF 50V K CCUS1H104KC
HDMI	C430		nsp	00MOA47602520	ELECT CAP.	47UF 25V CCEA1EH470T
HDMI	C431		nsp	00MDK96104300	CER. CAP.	0.1UF 50V K CCUS1H104KC
HDMI	C432		nsp	00MDK96104300	CER. CAP.	0.1UF 50V K CCUS1H104KC
HDMI	C433		nsp	00MDK96104300	CER. CAP.	0.1UF 50V K CCUS1H104KC
HDMI	C434		nsp	00MDK96104300	CER. CAP.	0.1UF 50V K CCUS1H104KC
HDMI	C435		nsp	00MDD90010300	CER. CAP.	1 PF 50V CCUS1H1R0CA
HDMI	C436		nsp	00MDD90010300	CER. CAP.	1 PF 50V CCUS1H1R0CA
HDMI	C437		nsp	00MDD90010300	CER. CAP.	1 PF 50V CCUS1H1R0CA
HDMI	C438		nsp	00MDD90010300	CER. CAP.	1 PF 50V CCUS1H1R0CA
HDMI	C441		nsp	00MDD90010300	CER. CAP.	1 PF 50V CCUS1H1R0CA
HDMI	C442		nsp	00MDD90010300	CER. CAP.	1 PF 50V CCUS1H1R0CA
HDMI	C443		nsp	00MDD90010300	CER. CAP.	1 PF 50V CCUS1H1R0CA
HDMI	C444		nsp	00MDD90010300	CER. CAP.	1 PF 50V CCUS1H1R0CA
HDMI	C601		nsp	00MOA10605020	ELECT CAP.	10UF 50V CCEA1HH100T
HDMI	C602		nsp	00MOA10605020	ELECT CAP.	10UF 50V CCEA1HH100T
HDMI	C603		nsp	00MOA10605020	ELECT CAP.	10UF 50V CCEA1HH100T
HDMI	C604		nsp	00MDK96104300	CER. CAP.	0.1UF 50V K CCUS1H104KC
HDMI	C605		nsp	00MDK96104300	CER. CAP.	0.1UF 50V K CCUS1H104KC
HDMI	C606		nsp	00MOA10701620	ELECT CAP.	100UF 16V CCEA1CH101T
HDMI	C607		nsp	00MDK96104300	CER. CAP.	0.1UF 50V K CCUS1H104KC
HDMI	C608		nsp	00MOA10605020	ELECT CAP.	10UF 50V CCEA1HH100T
HDMI	C609		nsp	00MDK96104300	CER. CAP.	0.1UF 50V K CCUS1H104KC
HDMI	C610		nsp	00MDK96104300	CER. CAP.	0.1UF 50V K CCUS1H104KC
HDMI	C611		nsp	00MDK96104300	CER. CAP.	0.1UF 50V K CCUS1H104KC
HDMI	C612		nsp	00MDK96104300	CER. CAP.	0.1UF 50V K CCUS1H104KC
HDMI	C613		nsp	00MDK96104300	CER. CAP.	0.1UF 50V K CCUS1H104KC
HDMI	C614		nsp	00MDK96104300	CER. CAP.	0.1UF 50V K CCUS1H104KC
HDMI	C615		nsp	00MDK96102300	CER. CAP.	1000PF 50V KC CCUS1H102KC
HDMI	C616		nsp	00MDK96104300	CER. CAP.	0.1UF 50V K CCUS1H104KC
HDMI	C617		nsp	00MDK96104300	CER. CAP.	0.1UF 50V K CCUS1H104KC
HDMI	C618		nsp	00MDK96104300	CER. CAP.	0.1UF 50V K CCUS1H104KC
HDMI	C619		nsp	00MDK96104300	CER. CAP.	0.1UF 50V K CCUS1H104KC
HDMI	C620		nsp	00MDK96104300	CER. CAP.	0.1UF 50V K CCUS1H104KC
HDMI	C621		nsp	00MDD95470300	CER. CAP.	47PF 50V JA CCUS1H470JA
HDMI	C622		nsp	00MDD95470300	CER. CAP.	47PF 50V JA CCUS1H470JA
HDMI	C623		nsp	00MDK96104300	CER. CAP.	0.1UF 50V K CCUS1H104KC
HDMI	C624		nsp	90M-DK900100R	CER. CAP.	0.082UF 50V K CCUS1H823KC
HDMI	C625		nsp	00MDK96103300	CER. CAP.	0.01UF 50V KC CCUS1H103KC
HDMI	C626		nsp	00MDK96104300	CER. CAP.	0.1UF 50V K CCUS1H104KC
HDMI	C627		nsp	00MDK96103300	CER. CAP.	0.01UF 50V KC CCUS1H103KC
HDMI	C628		nsp	00MDK96104300	CER. CAP.	0.1UF 50V K CCUS1H104KC
HDMI	C629		90M-EQ000040R	90M-EQ000040R	ELECT CAP.	10UF 25V NON-POLAR CCEA1EN100T
HDMI	C630		nsp	00MDK96104300	CER. CAP.	0.1UF 50V K CCUS1H104KC
HDMI	C631		nsp	00MDK96104300	CER. CAP.	0.1UF 50V K CCUS1H104KC
HDMI	C632		nsp	00MOA10701620	ELECT CAP.	100UF 16V CCEA1CH101T
HDMI	C633		nsp	00MDK96104300	CER. CAP.	0.1UF 50V K CCUS1H104KC
HDMI	C634		nsp	00MOA10605020	ELECT CAP.	10UF 50V CCEA1HH100T
HDMI	C635		nsp	00MDK96104300	CER. CAP.	0.1UF 50V K CCUS1H104KC
HDMI	C636		nsp	00MOA10605020	ELECT CAP.	10UF 50V CCEA1HH100T
HDMI	C637		nsp	00MDK96103300	CER. CAP.	0.01UF 50V KC CCUS1H103KC
HDMI	C638		nsp	00MDK96104300	CER. CAP.	0.1UF 50V K CCUS1H104KC
HDMI	C639		90M-EQ000040R	90M-EQ000040R	ELECT CAP.	10UF 25V NON-POLAR CCEA1EN100T

NOTE : *nsp* PART IS LISTED FOR REFERENCE ONLY, MARANTZ WILL NOT SUPPLY THESE PARTS.

P.W.B. NAME	POS. NO.	VERS. COLOR	PART NO. (FOR EUR)	PART NO. (MZ)	PART NAME	DESCRIPTION	
HDMI	C640		nsp	00MDK96104300	CER. CAP.	0.1UF 50V K	CCUS1H104KC
HDMI	C641		nsp	00MDK96104300	CER. CAP.	0.1UF 50V K	CCUS1H104KC
HDMI	C642		nsp	00MDK96104300	CER. CAP.	0.1UF 50V K	CCUS1H104KC
HDMI	C643		nsp	00MDK96104300	CER. CAP.	0.1UF 50V K	CCUS1H104KC
HDMI	C644		nsp	00MDK96104300	CER. CAP.	0.1UF 50V K	CCUS1H104KC
HDMI	C645		nsp	00MOA10701620	ELECT CAP.	100UF 16V	CCEA1CH101T
HDMI	C646		nsp	00MDK96104300	CER. CAP.	0.1UF 50V K	CCUS1H104KC
HDMI	C647		nsp	00MDK96104300	CER. CAP.	0.1UF 50V K	CCUS1H104KC
HDMI	C648		nsp	00MDK96104300	CER. CAP.	0.1UF 50V K	CCUS1H104KC
HDMI	C649		nsp	00MDK96104300	CER. CAP.	0.1UF 50V K	CCUS1H104KC
HDMI	C650		nsp	00MDK96104300	CER. CAP.	0.1UF 50V K	CCUS1H104KC
HDMI	C651		nsp	00MDK96104300	CER. CAP.	0.1UF 50V K	CCUS1H104KC
HDMI	C652		nsp	00MDK96104300	CER. CAP.	0.1UF 50V K	CCUS1H104KC
HDMI	C653		nsp	00MOA10701620	ELECT CAP.	100UF 16V	CCEA1CH101T
HDMI	C654		nsp	00MDK96104300	CER. CAP.	0.1UF 50V K	CCUS1H104KC
HDMI	C655		nsp	00MDK96104300	CER. CAP.	0.1UF 50V K	CCUS1H104KC
HDMI	C656		nsp	00MDK96104300	CER. CAP.	0.1UF 50V K	CCUS1H104KC
HDMI	C657		nsp	00MDK96104300	CER. CAP.	0.1UF 50V K	CCUS1H104KC
HDMI	C658		nsp	00MDK96104300	CER. CAP.	0.1UF 50V K	CCUS1H104KC
HDMI	C659		nsp	00MDK96104300	CER. CAP.	0.1UF 50V K	CCUS1H104KC
HDMI	C660		nsp	00MDK96104300	CER. CAP.	0.1UF 50V K	CCUS1H104KC
HDMI	C661		nsp	00MDK96104300	CER. CAP.	0.1UF 50V K	CCUS1H104KC
HDMI	C662		nsp	00MDK96104300	CER. CAP.	0.1UF 50V K	CCUS1H104KC
HDMI	C663		nsp	00MDK96104300	CER. CAP.	0.1UF 50V K	CCUS1H104KC
HDMI	C664		nsp	00MDK96104300	CER. CAP.	0.1UF 50V K	CCUS1H104KC
HDMI	C665		nsp	00MDK96104300	CER. CAP.	0.1UF 50V K	CCUS1H104KC
HDMI	C666		nsp	00MDK96104300	CER. CAP.	0.1UF 50V K	CCUS1H104KC
HDMI	C667		nsp	00MDK96104300	CER. CAP.	0.1UF 50V K	CCUS1H104KC
HDMI	C668		nsp	00MDK96104300	CER. CAP.	0.1UF 50V K	CCUS1H104KC
HDMI	C669		nsp	00MOA10701620	ELECT CAP.	100UF 16V	CCEA1CH101T
HDMI	C670		nsp	00MDK96104300	CER. CAP.	0.1UF 50V K	CCUS1H104KC
HDMI	C671		nsp	00MDK96104300	CER. CAP.	0.1UF 50V K	CCUS1H104KC
HDMI	C672		nsp	00MDK96104300	CER. CAP.	0.1UF 50V K	CCUS1H104KC
HDMI	C673		nsp	00MDK96104300	CER. CAP.	0.1UF 50V K	CCUS1H104KC
HDMI	C674		nsp	00MDK96104300	CER. CAP.	0.1UF 50V K	CCUS1H104KC
HDMI	C675		nsp	00MDK96104300	CER. CAP.	0.1UF 50V K	CCUS1H104KC
HDMI	C676		nsp	00MDK96104300	CER. CAP.	0.1UF 50V K	CCUS1H104KC
HDMI	C677		nsp	00MDK96104300	CER. CAP.	0.1UF 50V K	CCUS1H104KC
HDMI	C678		nsp	00MOA10701620	ELECT CAP.	100UF 16V	CCEA1CH101T
HDMI	C679		nsp	00MDK96104300	CER. CAP.	0.1UF 50V K	CCUS1H104KC
HDMI	C680		nsp	00MDK96104300	CER. CAP.	0.1UF 50V K	CCUS1H104KC
HDMI	C681		nsp	00MDK96104300	CER. CAP.	0.1UF 50V K	CCUS1H104KC
HDMI	C682		nsp	00MDK96104300	CER. CAP.	0.1UF 50V K	CCUS1H104KC
HDMI	C683		nsp	00MDK96104300	CER. CAP.	0.1UF 50V K	CCUS1H104KC
HDMI	C684		nsp	00MDK96104300	CER. CAP.	0.1UF 50V K	CCUS1H104KC
HDMI	C685		nsp	00MDK96104300	CER. CAP.	0.1UF 50V K	CCUS1H104KC
HDMI	C686		nsp	00MDK96104300	CER. CAP.	0.1UF 50V K	CCUS1H104KC
HDMI	C687		nsp	00MDK96104300	CER. CAP.	0.1UF 50V K	CCUS1H104KC
HDMI	C688		nsp	00MDK96104300	CER. CAP.	0.1UF 50V K	CCUS1H104KC
HDMI	C689		nsp	00MOA10701620	ELECT CAP.	100UF 16V	CCEA1CH101T
HDMI	C690		nsp	00MDK96104300	CER. CAP.	0.1UF 50V K	CCUS1H104KC
HDMI	C691		nsp	00MDK96821300	CER. CAP.	820PF 50V J	CCUS1H821JA
HDMI	C692		nsp	00MDK96392300	CER. CAP.	CHIP CERAMIC CAP. 1608 (3900PF)	CCUS1H392KC
HDMI	C693		nsp	00MDK96104300	CER. CAP.	0.1UF 50V K	CCUS1H104KC
HDMI	C694		nsp	00MDK96104300	CER. CAP.	0.1UF 50V K	CCUS1H104KC
HDMI	C695		nsp	00MDK96104300	CER. CAP.	0.1UF 50V K	CCUS1H104KC
HDMI	C696		nsp	00MDK96104300	CER. CAP.	0.1UF 50V K	CCUS1H104KC
HDMI	C697		nsp	00MOA10701620	ELECT CAP.	100UF 16V	CCEA1CH101T
HDMI	C698		nsp	00MDK96104300	CER. CAP.	0.1UF 50V K	CCUS1H104KC
HDMI	C699		nsp	00MOA10701620	ELECT CAP.	100UF 16V	CCEA1CH101T
HDMI	C801		nsp	00MOA47602520	ELECT CAP.	47UF 25V	CCEA1EH470T
HDMI	C802		nsp	00MDD91100300	CER. CAP.	10PF 50V JA	CCUS1H100JA
HDMI	C803		nsp	00MDD90030300	CER. CAP.	3PF 50V	CCUS1H030CA
HDMI	C804		nsp	00MDD91100300	CER. CAP.	10PF 50V JA	CCUS1H100JA
HDMI	C805		nsp	00MOA10605020	ELECT CAP.	10UF 50V	CCEA1HH100T
HDMI	C806		nsp	00MDK96104300	CER. CAP.	0.1UF 50V K	CCUS1H104KC
HDMI	C807		nsp	00MOA10605020	ELECT CAP.	10UF 50V	CCEA1HH100T

NOTE : "nsp" PART IS LISTED FOR REFERENCE ONLY, MARANTZ WILL NOT SUPPLY THESE PARTS.

P.W.B. NAME	POS. NO.	VERS. COLOR	PART NO. (FOR EUR)	PART NO. (MZ)	PART NAME	DESCRIPTION
HDMI	C808		nsp	00MOA47602520	ELECT CAP.	47UF 25V CCEA1EH470T
HDMI	C809		nsp	00MDD91100300	CER. CAP.	10PF 50V JA CCUS1H100JA
HDMI	C810		nsp	00MDD90030300	CER. CAP.	3PF 50V CCUS1H030CA
HDMI	C811		nsp	00MDD91100300	CER. CAP.	10PF 50V JA CCUS1H100JA
HDMI	C812		nsp	00MOA10605020	ELECT CAP.	10UF 50V CCEA1HH100T
HDMI	C813		nsp	00MDK96104300	CER. CAP.	0.1UF 50V K CCUS1H104KC
HDMI	C814		nsp	00MDK96104300	CER. CAP.	0.1UF 50V K CCUS1H104KC
HDMI	C815		nsp	00MDD91100300	CER. CAP.	10PF 50V JA CCUS1H100JA
HDMI	C816		nsp	00MDD90030300	CER. CAP.	3PF 50V CCUS1H030CA
HDMI	C817		nsp	00MDD91100300	CER. CAP.	10PF 50V JA CCUS1H100JA
HDMI	C818		nsp	00MDK96104300	CER. CAP.	0.1UF 50V K CCUS1H104KC
HDMI	C819		nsp	00MDK96104300	CER. CAP.	0.1UF 50V K CCUS1H104KC
HDMI	C820		nsp	00MOA47602520	ELECT CAP.	47UF 25V CCEA1EH470T
HDMI	C821		nsp	00MDD91100300	CER. CAP.	10PF 50V JA CCUS1H100JA
HDMI	C822		nsp	00MDD90030300	CER. CAP.	3PF 50V CCUS1H030CA
HDMI	C823		nsp	00MDD91100300	CER. CAP.	10PF 50V JA CCUS1H100JA
HDMI	C824		nsp	00MDK96104300	CER. CAP.	0.1UF 50V K CCUS1H104KC
HDMI	C825		nsp	00MOA10605020	ELECT CAP.	10UF 50V CCEA1HH100T
HDMI	C826		nsp	00MOA47602520	ELECT CAP.	47UF 25V CCEA1EH470T
HDMI	C827		nsp	00MDD91100300	CER. CAP.	10PF 50V JA CCUS1H100JA
HDMI	C828		nsp	00MDD90030300	CER. CAP.	3PF 50V CCUS1H030CA
HDMI	C829		nsp	00MDD91100300	CER. CAP.	10PF 50V JA CCUS1H100JA
HDMI	C830		nsp	00MDK96104300	CER. CAP.	0.1UF 50V K CCUS1H104KC
HDMI	C831		nsp	00MOA47602520	ELECT CAP.	47UF 25V CCEA1EH470T
HDMI	C832		nsp	00MDD91100300	CER. CAP.	10PF 50V JA CCUS1H100JA
HDMI	C833		nsp	00MDD90030300	CER. CAP.	3PF 50V CCUS1H030CA
HDMI	C834		nsp	00MDD91100300	CER. CAP.	10PF 50V JA CCUS1H100JA
HDMI	C835		nsp	00MDK96104300	CER. CAP.	0.1UF 50V K CCUS1H104KC
HDMI	C900	F N	nsp	00MNN05000610	CHIP RES.	0 OHM 1/10W J CRJ10DJ0R0T
HDMI	C900	/K1G	nsp	00MNN05000610	CHIP RES.	0 OHM 1/10W J CRJ10DJ0R0T
HDMI	C900	/N1B	nsp	00MNN05000610	CHIP RES.	0 OHM 1/10W J CRJ10DJ0R0T
HDMI	C900	/N1S	nsp	00MNN05000610	CHIP RES.	0 OHM 1/10W J CRJ10DJ0R0T
HDMI	C900	/U1B	nsp	00MNN05000610	CHIP RES.	0 OHM +-5% 1/16W CRD10DJ0R0T
HDMI	C902		nsp	00MDK96104300	CER. CAP.	0.1UF 50V K CCUS1H104KC
HDMI	C903		nsp	00MDK96104300	CER. CAP.	0.1UF 50V K CCUS1H104KC
HDMI	C904		nsp	00MDK96104300	CER. CAP.	0.1UF 50V K CCUS1H104KC
HDMI	C905		nsp	00MDK96104300	CER. CAP.	0.1UF 50V K CCUS1H104KC
HDMI	C906		nsp	00MDD95180300	CER. CAP.	18PF 50V JA CCUS1H180JA
HDMI	C907		nsp	00MDD95180300	CER. CAP.	18PF 50V JA CCUS1H180JA
HDMI	C908		nsp	00MDK96104300	CER. CAP.	0.1UF 50V K CCUS1H104KC
HDMI	C909		nsp	00MDK96104300	CER. CAP.	0.1UF 50V K CCUS1H104KC
HDMI	C910		nsp	00MDK96104300	CER. CAP.	0.1UF 50V K CCUS1H104KC
HDMI	C949		nsp	00MDK96104300	CER. CAP.	0.1UF 50V K CCUS1H104KC
HDMI	C950		nsp	00MOA47602520	ELECT CAP.	47UF 25V CCEA1EH470T
HDMI	C951		90M-EA000930R	90M-EA000930R	ELECT CAP.	3300UF 16V CCEA1CH332E
HDMI	C952		nsp	00MEJ10605010	ELECT CAP.	10UF 35V CCEA1VKS100T
HDMI	C953		nsp	00MDK96104300	CER. CAP.	0.1UF 50V K CCUS1H104KC
HDMI	C954		nsp	00MDK96104300	CER. CAP.	0.1UF 50V K CCUS1H104KC
HDMI	C955		nsp	00MEJ47601640	ELECT CAP.	47 UF 16V KS CCEA1CKS470T
HDMI	C956		nsp	00MOA47602520	ELECT CAP.	47UF 25V CCEA1EH470T
HDMI	C957		nsp	00MDK96104300	CER. CAP.	0.1UF 50V K CCUS1H104KC
HDMI	C958		nsp	00MDK96104300	CER. CAP.	0.1UF 50V K CCUS1H104KC
HDMI	C959		nsp	00MOA47602520	ELECT CAP.	47UF 25V CCEA1EH470T
HDMI	C960		nsp	00MDK96104300	CER. CAP.	0.1UF 50V K CCUS1H104KC
HDMI	C961		nsp	00MDK96104300	CER. CAP.	0.1UF 50V K CCUS1H104KC
HDMI	C962		nsp	00MOA47602520	ELECT CAP.	47UF 25V CCEA1EH470T
HDMI	C963		nsp	00MDK96104300	CER. CAP.	0.1UF 50V K CCUS1H104KC
HDMI	C964		nsp	00MDK96104300	CER. CAP.	0.1UF 50V K CCUS1H104KC
HDMI	C965		nsp	00MOA47602520	ELECT CAP.	47UF 25V CCEA1EH470T
HDMI	C966		nsp	00MDK96104300	CER. CAP.	0.1UF 50V K CCUS1H104KC
HDMI	C967		nsp	00MDK96104300	CER. CAP.	0.1UF 50V K CCUS1H104KC
HDMI	C968		nsp	00MOA47602520	ELECT CAP.	47UF 25V CCEA1EH470T
HDMI	C969		nsp	00MDK96104300	CER. CAP.	0.1UF 50V K CCUS1H104KC
HDMI	C970		nsp	00MDK96104300	CER. CAP.	0.1UF 50V K CCUS1H104KC
HDMI	C971		nsp	00MOA47602520	ELECT CAP.	47UF 25V CCEA1EH470T
HDMI	C972		nsp	00MDK96104300	CER. CAP.	0.1UF 50V K CCUS1H104KC
HDMI	C973		nsp	00MDK96104300	CER. CAP.	0.1UF 50V K CCUS1H104KC

NOTE : *nsp* PART IS LISTED FOR REFERENCE ONLY, MARANTZ WILL NOT SUPPLY THESE PARTS.

P.W.B. NAME	POS. NO.	VERS. COLOR	PART NO. (FOR EUR)	PART NO. (MZ)	PART NAME	DESCRIPTION	
HDMI	C974		nsp	00MOA47602520	ELECT CAP.	47UF 25V	CCEA1EH470T
HDMI	C975		nsp	00MDK96104300	CER. CAP.	0.1UF 50V K	CCUS1H104KC
HDMI	C976		nsp	00MDK96104300	CER. CAP.	0.1UF 50V K	CCUS1H104KC
HDMI	C977		nsp	00MOA47602520	ELECT CAP.	47UF 25V	CCEA1EH470T
HDMI	C978		nsp	00MDK96104300	CER. CAP.	0.1UF 50V K	CCUS1H104KC
HDMI	C979		nsp	00MDK96104300	CER. CAP.	0.1UF 50V K	CCUS1H104KC
HDMI	C980		nsp	00MOA47602520	ELECT CAP.	47UF 25V	CCEA1EH470T
HDMI	C981		nsp	00MDK96104300	CER. CAP.	0.1UF 50V K	CCUS1H104KC
HDMI	C982		nsp	00MOA47602520	ELECT CAP.	47UF 25V	CCEA1EH470T
HDMI	C983		nsp	00MDK96104300	CER. CAP.	0.1UF 50V K	CCUS1H104KC
HDMI	C984		nsp	00MDK96104300	CER. CAP.	0.1UF 50V K	CCUS1H104KC
HDMI	C985		nsp	00MDK96104300	CER. CAP.	0.1UF 50V K	CCUS1H104KC
HDMI	C986		nsp	00MOA10701620	ELECT CAP.	100UF 16V	CCEA1CH101T
HDMI	C987		nsp	00MDK96104300	CER. CAP.	0.1UF 50V K	CCUS1H104KC
HDMI	C988		nsp	00MOA10701620	ELECT CAP.	100UF 16V	CCEA1CH101T
HDMI	C989		nsp	00MDK96104300	CER. CAP.	0.1UF 50V K	CCUS1H104KC
HDMI	C990		nsp	00MDK96104300	CER. CAP.	0.1UF 50V K	CCUS1H104KC
HDMI	C991		nsp	00MDK96104300	CER. CAP.	0.1UF 50V K	CCUS1H104KC
HDMI	C992		nsp	00MOA10701620	ELECT CAP.	100UF 16V	CCEA1CH101T
HDMI	C993		nsp	00MDK96104300	CER. CAP.	0.1UF 50V K	CCUS1H104KC
HDMI	C994		nsp	00MOA10701620	ELECT CAP.	100UF 16V	CCEA1CH101T
HDMI	C995		nsp	00MDK96104300	CER. CAP.	0.1UF 50V K	CCUS1H104KC
HDMI	C996		nsp	00MDK96104300	CER. CAP.	0.1UF 50V K	CCUS1H104KC
HDMI	C997		nsp	00MDK96104300	CER. CAP.	0.1UF 50V K	CCUS1H104KC
HDMI	C998		nsp	00MOA47602520	ELECT CAP.	47UF 25V	CCEA1EH470T
HDMI	C999		nsp	00MDK96104300	CER. CAP.	0.1UF 50V K	CCUS1H104KC
HDMI	CN31		nsp	nsp	CONN.	WAFER 15P	CJP15GB113ZY
HDMI	CN32		nsp	nsp	CONN.	WAFER 11P FPC	CJP11GB113ZY
HDMI	CN61		nsp	nsp	CONN.	17P FPC WAFER	CJP17GA193ZY
HDMI	CN62		nsp	nsp	CONN.	11P FPC WAFER	CJP11GA193ZY
HDMI	CN63		nsp	nsp	CONN.	00906-0027 4P STRAIGHT	CJP04GA19ZY
HDMI	D133		00MHZ20039050	00MHZ20039050	DIODE	1SS378	CVD1SS378
HDMI	D901		nsp	90M-HD201750R	DIODE	1N4003	CVD1N4003SRT
HDMI	D902		nsp	90M-HD201750R	DIODE	1N4003	CVD1N4003SRT
HDMI	IC11		00D2623721007	00D2623721007	IC	SII9185CTU	CVISII9185CTU
HDMI	IC12		90M-HC109780R	90M-HC109780R	IC	AT24C02NSU EEPROM(2K)	CVIAT24C02NSU18
HDMI	IC13		90M-HC400080R	90M-HC400080R	IC	TC7MZ4052FK 4CH MUX	CVITC7MZ4052FK
HDMI	IC14		90M-HC700680R	90M-HC700680R	IC	TC74VHCT14AF	CVITC74VHCT14AFT
HDMI	IC15		90M-HC700630R	90M-HC700630R	IC	TC74VHCT04AFN	CVITC74VHCT04AFN
HDMI	IC31		nsp	nsp	IC	SII9135CTU HDMI RX 144PIN TQFP	CVISII9135CTU
HDMI	IC32		90M-HC700650R	90M-HC700650R	IC	TC74VCX541FT	CVITC74VCX541FT
HDMI	IC33		90M-HC700650R	90M-HC700650R	IC	TC74VCX541FT	CVITC74VCX541FT
HDMI	IC34		90M-HC700650R	90M-HC700650R	IC	TC74VCX541FT	CVITC74VCX541FT
HDMI	IC36		00D2623719006	00D2623719006	IC	SII9134CTU HDMI TX 100PIN	CVISII9134CTU
HDMI	IC37		90M-HC300830R	90M-HC300830R	IC	RN5RZ50BA	HVIRN5RZ50BA
HDMI	IC38		00D2623719006	00D2623719006	IC	SII9134CTU HDMI TX 100PIN	CVISII9134CTU
HDMI	IC39		90M-HC300830R	90M-HC300830R	IC	RN5RZ50BA	HVIRN5RZ50BA
HDMI	IC40		90M-HC700690R	90M-HC700690R	IC	TC7SH125FS BUS BUFFER	CVITC7SH125FS
HDMI	IC61		90M-HC108830R	90M-HC108830R	IC	NJM2285M	HVINJM2285MTE1
HDMI	IC62		00D2623603002	00D2623603002	IC	ADV7401BS80	CVIADV7401BS80
HDMI	IC63		00MHC10019660	00MHC10019660	IC	CD0040AF	HVICD0040AF
HDMI	IC64		90M-HC108970R	90M-HC108970R	IC	HY57V161610ET-7	HVI57V161610ET7
HDMI	IC65		90M-HC700650R	90M-HC700650R	IC	TC74VCX541FT	CVITC74VCX541FT
HDMI	IC66		90M-HC700650R	90M-HC700650R	IC	TC74VCX541FT	CVITC74VCX541FT
HDMI	IC67		90M-HC700650R	90M-HC700650R	IC	TC74VCX541FT	CVITC74VCX541FT
HDMI	IC68		90M-HC700650R	90M-HC700650R	IC	TC74VCX541FT	CVITC74VCX541FT
HDMI	IC69		90M-HC700650R	90M-HC700650R	IC	TC74VCX541FT	CVITC74VCX541FT
HDMI	IC70		90M-HC700650R	90M-HC700650R	IC	TC74VCX541FT	CVITC74VCX541FT
HDMI	IC71		00D2623478004	00D2623478004	IC	ADV7320KSTZ	CVIADV7320KSTZ
HDMI	IC72		00MHC008205K0	00MHC008205K0	IC	TC74VHC08FT	CVITC74VHC08FT
HDMI	IC81		90M-HS36CW30R	90M-HS36CW30R	U-PRO	HD64F36049HV SR8002	CVIHD64F36049HV
HDMI			00M36CW499B00	00M36CW499B00	SOFTWARE	FIRMWARE FOR IC81 HDMI MCU	
HDMI	IC82		90M-HC700630R	90M-HC700630R	IC	TC74VHCT04AFN	CVITC74VHCT04AFN
HDMI	IC89		90M-HC900170R	90M-HC900170R	IC	KIA1117S00-RTK/P	CVIKIA1117S00
HDMI	IC90		90M-HC900170R	90M-HC900170R	IC	KIA1117S00-RTK/P	CVIKIA1117S00
HDMI	IC91		00D2631213905	00D2631213905	IC	KIA7808AF	CVIKIA7808AF
HDMI	IC92		90M-HC900170R	90M-HC900170R	IC	KIA1117S00-RTK/P	CVIKIA1117S00

NOTE : "nsp" PART IS LISTED FOR REFERENCE ONLY, MARANTZ WILL NOT SUPPLY THESE PARTS.

P.W.B. NAME	POS. NO.	VERS. COLOR	PART NO. (FOR EUR)	PART NO. (MZ)	PART NAME	DESCRIPTION	
HDMI	IC93		90M-HC900170R	90M-HC900170R	IC	KIA1117S00-RTK/P	CVIKIA1117S00
HDMI	IC94		90M-HC900170R	90M-HC900170R	IC	KIA1117S00-RTK/P	CVIKIA1117S00
HDMI	IC95		90M-HC900170R	90M-HC900170R	IC	KIA1117S00-RTK/P	CVIKIA1117S00
HDMI	IC96		90M-HC900170R	90M-HC900170R	IC	KIA1117S00-RTK/P	CVIKIA1117S00
HDMI	IC97		90M-HC900170R	90M-HC900170R	IC	KIA1117S00-RTK/P	CVIKIA1117S00
HDMI	IC98		90M-HC900170R	90M-HC900170R	IC	KIA1117S00-RTK/P	CVIKIA1117S00
HDMI	IC99		90M-HC900170R	90M-HC900170R	IC	KIA1117S00-RTK/P	CVIKIA1117S00
HDMI	JK11		90M-YT005010R	90M-YT005010R	TERMINAL	HDMI YKF45-7009	HJJ9H003Z
HDMI	JK12		90M-YT005010R	90M-YT005010R	TERMINAL	HDMI YKF45-7009	HJJ9H003Z
HDMI	JK13		90M-YT005010R	90M-YT005010R	TERMINAL	HDMI YKF45-7009	HJJ9H003Z
HDMI	JK14		90M-YT005010R	90M-YT005010R	TERMINAL	HDMI YKF45-7009	HJJ9H003Z
HDMI	JK31		90M-YT005010R	90M-YT005010R	TERMINAL	HDMI YKF45-7009	HJJ9H003Z
HDMI	JK32		90M-YT005010R	90M-YT005010R	TERMINAL	HDMI YKF45-7009	HJJ9H003Z
HDMI	L101		90M-LU000290R	90M-LU000290R	CHIP INDOCRTOR	MIP3226D100M 10UH	CLQ10E100MRY
HDMI	L102		90M-FC900400R	90M-FC900400R	FERRITE CORE	BEAD CHIP 60(1608 SIZE)	HLZ9R005Z
HDMI	L103		90M-LU000290R	90M-LU000290R	CHIP INDOCRTOR	MIP3226D100M 10UH	CLQ10E100MRY
HDMI	L301		90M-LU000290R	90M-LU000290R	CHIP INDOCRTOR	MIP3226D100M 10UH	CLQ10E100MRY
HDMI	L302		90M-LU000290R	90M-LU000290R	CHIP INDOCRTOR	MIP3226D100M 10UH	CLQ10E100MRY
HDMI	L303		90M-FC900400R	90M-FC900400R	FERRITE CORE	BEAD CHIP 60(1608 SIZE)	HLZ9R005Z
HDMI	L304		90M-FC900400R	90M-FC900400R	FERRITE CORE	BEAD CHIP 60(1608 SIZE)	HLZ9R005Z
HDMI	L305		90M-FC900400R	90M-FC900400R	FERRITE CORE	BEAD CHIP 60(1608 SIZE)	HLZ9R005Z
HDMI	L306		90M-FC900400R	90M-FC900400R	FERRITE CORE	BEAD CHIP 60(1608 SIZE)	HLZ9R005Z
HDMI	L307		90M-FC900400R	90M-FC900400R	FERRITE CORE	BEAD CHIP 60(1608 SIZE)	HLZ9R005Z
HDMI	L308		90M-FC900400R	90M-FC900400R	FERRITE CORE	BEAD CHIP 60(1608 SIZE)	HLZ9R005Z
HDMI	L309		90M-FC900400R	90M-FC900400R	FERRITE CORE	BEAD CHIP 60(1608 SIZE)	HLZ9R005Z
HDMI	L310		90M-FC900400R	90M-FC900400R	FERRITE CORE	BEAD CHIP 60(1608 SIZE)	HLZ9R005Z
HDMI	L311		90M-FC900400R	90M-FC900400R	FERRITE CORE	BEAD CHIP 60(1608 SIZE)	HLZ9R005Z
HDMI	L312		90M-LU000290R	90M-LU000290R	CHIP INDOCRTOR	MIP3226D100M 10UH	CLQ10E100MRY
HDMI	L313		90M-LU000290R	90M-LU000290R	CHIP INDOCRTOR	MIP3226D100M 10UH	CLQ10E100MRY
HDMI	L314		90M-LU000290R	90M-LU000290R	CHIP INDOCRTOR	MIP3226D100M 10UH	CLQ10E100MRY
HDMI	L315		90M-LU000290R	90M-LU000290R	CHIP INDOCRTOR	MIP3226D100M 10UH	CLQ10E100MRY
HDMI	L316		90M-FC900400R	90M-FC900400R	FERRITE CORE	BEAD CHIP 60(1608 SIZE)	HLZ9R005Z
HDMI	L317		90M-FC900400R	90M-FC900400R	FERRITE CORE	BEAD CHIP 60(1608 SIZE)	HLZ9R005Z
HDMI	L318		90M-LU000290R	90M-LU000290R	CHIP INDOCRTOR	MIP3226D100M 10UH	CLQ10E100MRY
HDMI	L319		90M-LU000290R	90M-LU000290R	CHIP INDOCRTOR	MIP3226D100M 10UH	CLQ10E100MRY
HDMI	L320		90M-LU000290R	90M-LU000290R	CHIP INDOCRTOR	MIP3226D100M 10UH	CLQ10E100MRY
HDMI	L321		90M-LU000290R	90M-LU000290R	CHIP INDOCRTOR	MIP3226D100M 10UH	CLQ10E100MRY
HDMI	L601		90M-FC900400R	90M-FC900400R	FERRITE CORE	BEAD CHIP 60(1608 SIZE)	HLZ9R005Z
HDMI	L602		90M-FC900400R	90M-FC900400R	FERRITE CORE	BEAD CHIP 60(1608 SIZE)	HLZ9R005Z
HDMI	L603		90M-FC900400R	90M-FC900400R	FERRITE CORE	BEAD CHIP 60(1608 SIZE)	HLZ9R005Z
HDMI	L604		90M-FC900400R	90M-FC900400R	FERRITE CORE	BEAD CHIP 60(1608 SIZE)	HLZ9R005Z
HDMI	L605		90M-LU000290R	90M-LU000290R	CHIP INDOCRTOR	MIP3226D100M 10UH	CLQ10E100MRY
HDMI	L606		90M-FC900400R	90M-FC900400R	FERRITE CORE	BEAD CHIP 60(1608 SIZE)	HLZ9R005Z
HDMI	L801		nsp	nsp	COIL	12UH	CLQ02C120KT
HDMI	L802		nsp	nsp	COIL	12UH	CLQ02C120KT
HDMI	L803		nsp	nsp	COIL	12UH	CLQ02C120KT
HDMI	L804		nsp	nsp	COIL	12UH	CLQ02C120KT
HDMI	L805		nsp	nsp	COIL	12UH	CLQ02C120KT
HDMI	L806		nsp	nsp	COIL	12UH	CLQ02C120KT
HDMI	L900		nsp	00MNN05000610	CHIP RES.	0 OHM 1/10W J	CRJ10DJ0R0T
HDMI	L901		90M-FC900400R	90M-FC900400R	FERRITE CORE	BEAD CHIP 60(1608 SIZE)	HLZ9R005Z
HDMI	L902		90M-LU000290R	90M-LU000290R	CHIP INDOCRTOR	MIP3226D100M 10UH	CLQ10E100MRY
HDMI	L903		90M-FC900400R	90M-FC900400R	FERRITE CORE	BEAD CHIP 60(1608 SIZE)	HLZ9R005Z
HDMI	L904		90M-LU000290R	90M-LU000290R	CHIP INDOCRTOR	MIP3226D100M 10UH	CLQ10E100MRY
HDMI	L905		90M-FC900400R	90M-FC900400R	FERRITE CORE	BEAD CHIP 60(1608 SIZE)	HLZ9R005Z
HDMI	Q101		90M-HX600010R	90M-HX600010R	CHIP TRS.	KRA102S	HVTKRA102S
HDMI	Q102		90M-BA001620R	90M-BA001620R	CHIP TRS.	KRC103S	CVTKRC103S
HDMI	Q103		90M-HY200050R	90M-HY200050R	F.E.T.	UPA672T	CVTUPA672T
HDMI	Q104		90M-HX600010R	90M-HX600010R	CHIP TRS.	KRA102S	HVTKRA102S
HDMI	Q105		90M-BA001620R	90M-BA001620R	CHIP TRS.	KRC103S	CVTKRC103S
HDMI	Q106		90M-HY200050R	90M-HY200050R	F.E.T.	UPA672T	CVTUPA672T
HDMI	Q107		90M-HX600010R	90M-HX600010R	CHIP TRS.	KRA102S	HVTKRA102S
HDMI	Q108		90M-BA001620R	90M-BA001620R	CHIP TRS.	KRC103S	CVTKRC103S
HDMI	Q109		90M-HY200050R	90M-HY200050R	F.E.T.	UPA672T	CVTUPA672T
HDMI	Q110		90M-HX600010R	90M-HX600010R	CHIP TRS.	KRA102S	HVTKRA102S
HDMI	Q111		90M-BA001620R	90M-BA001620R	CHIP TRS.	KRC103S	CVTKRC103S
HDMI	Q112		90M-HY200050R	90M-HY200050R	F.E.T.	UPA672T	CVTUPA672T

NOTE : *nsp* PART IS LISTED FOR REFERENCE ONLY, MARANTZ WILL NOT SUPPLY THESE PARTS.

P.W.B. NAME	POS. NO.	VERS. COLOR	PART NO. (FOR EUR)	PART NO. (MZ)	PART NAME	DESCRIPTION	
HDMI	Q113		90M-BA001620R	90M-BA001620R	CHIP TRS.	KRC103S	CVTKRC103S
HDMI	Q114		90M-HX800090R	90M-HX800090R	CHIP TRS.	KRC111S	HVTKRC111S
HDMI	Q301		90M-BA001620R	90M-BA001620R	CHIP TRS.	KRC103S	CVTKRC103S
HDMI	Q302		90M-HY200050R	90M-HY200050R	F.E.T.	UPA672T	CVTUPA672T
HDMI	Q303		90M-HY200050R	90M-HY200050R	F.E.T.	UPA672T	CVTUPA672T
HDMI	Q601		90M-HT600050R	90M-HT600050R	TRS.	KTA2014GR	HVTKTA2014GR
HDMI	Q602		90M-HT600050R	90M-HT600050R	TRS.	KTA2014GR	HVTKTA2014GR
HDMI	Q603		90M-HT600050R	90M-HT600050R	TRS.	KTA2014GR	HVTKTA2014GR
HDMI	Q604		90M-HX800010R	90M-HX800010R	CHIP TRS.	KRC102S	HVTKRC102S
HDMI	Q605		90M-HX800010R	90M-HX800010R	CHIP TRS.	KRC102S	HVTKRC102S
HDMI	Q606		90M-HX800010R	90M-HX800010R	CHIP TRS.	KRC102S	HVTKRC102S
HDMI	Q801		90M-HT800110R	90M-HT800110R	TRS.	KTC4075GR	HVTKTC4075GR
HDMI	Q802		90M-HT600050R	90M-HT600050R	TRS.	KTA2014GR	HVTKTA2014GR
HDMI	Q803		90M-HT800110R	90M-HT800110R	TRS.	KTC4075GR	HVTKTC4075GR
HDMI	Q804		90M-HT600050R	90M-HT600050R	TRS.	KTA2014GR	HVTKTA2014GR
HDMI	Q805		90M-HT800110R	90M-HT800110R	TRS.	KTC4075GR	HVTKTC4075GR
HDMI	Q806		90M-HT600050R	90M-HT600050R	TRS.	KTA2014GR	HVTKTA2014GR
HDMI	Q807		90M-HT800110R	90M-HT800110R	TRS.	KTC4075GR	HVTKTC4075GR
HDMI	Q808		90M-HT600050R	90M-HT600050R	TRS.	KTA2014GR	HVTKTA2014GR
HDMI	Q809		90M-HT800110R	90M-HT800110R	TRS.	KTC4075GR	HVTKTC4075GR
HDMI	Q810		90M-HT600050R	90M-HT600050R	TRS.	KTA2014GR	HVTKTA2014GR
HDMI	Q811		90M-HT800110R	90M-HT800110R	TRS.	KTC4075GR	HVTKTC4075GR
HDMI	Q812		90M-HT600050R	90M-HT600050R	TRS.	KTA2014GR	HVTKTA2014GR
HDMI	Q813		90M-HT800110R	90M-HT800110R	TRS.	KTC4075GR	HVTKTC4075GR
HDMI	Q814		90M-HT600050R	90M-HT600050R	TRS.	KTA2014GR	HVTKTA2014GR
HDMI	Q815		90M-HT800110R	90M-HT800110R	TRS.	KTC4075GR	HVTKTC4075GR
HDMI	Q816		90M-HT800110R	90M-HT800110R	TRS.	KTC4075GR	HVTKTC4075GR
HDMI	Q817		90M-HT600050R	90M-HT600050R	TRS.	KTA2014GR	HVTKTA2014GR
HDMI	Q818		90M-HT800110R	90M-HT800110R	TRS.	KTC4075GR	HVTKTC4075GR
HDMI	Q819		90M-HT600050R	90M-HT600050R	TRS.	KTA2014GR	HVTKTA2014GR
HDMI	Q901		90M-HY200050R	90M-HY200050R	F.E.T.	UPA672T	CVTUPA672T
HDMI	Q902		90M-HY200050R	90M-HY200050R	F.E.T.	UPA672T	CVTUPA672T
HDMI	Q903		90M-BA001620R	90M-BA001620R	CHIP TRS.	KRC103S	CVTKRC103S
HDMI	Q904		90M-BA001620R	90M-BA001620R	CHIP TRS.	KRC103S	CVTKRC103S
HDMI	Q905		90M-BA001620R	90M-BA001620R	CHIP TRS.	KRC103S	CVTKRC103S
HDMI	R101		nsp	00MNN05102610	CHIP RES.	1K OHM 1/10W J	CRJ10DJ102T
HDMI	R102		nsp	00MNN05223610	CHIP RES.	22K OHM 1/10W J	CRJ10DJ223T
HDMI	R103		nsp	00MNN05101610	CHIP RES.	100 OHM 1/10W J	CRJ10DJ101T
HDMI	R104		nsp	00MNN05473610	CHIP RES.	47K OHM 1/10W J	CRJ10DJ473T
HDMI	R105		nsp	00MNN05470610	CHIP RES.	47 OHM 1/10W J	CRJ10DJ470T
HDMI	R106		nsp	00MNN05470610	CHIP RES.	47 OHM 1/10W J	CRJ10DJ470T
HDMI	R107		nsp	00MNN05473610	CHIP RES.	47K OHM 1/10W J	CRJ10DJ473T
HDMI	R108		nsp	00MNN05103610	CHIP RES.	10K OHM 1/10W J	CRJ10DJ103T
HDMI	R109		nsp	00MNN05103610	CHIP RES.	10K OHM 1/10W J	CRJ10DJ103T
HDMI	R110		nsp	00MNN05473610	CHIP RES.	47K OHM 1/10W J	CRJ10DJ473T
HDMI	R111		nsp	00MNN05102610	CHIP RES.	1K OHM 1/10W J	CRJ10DJ102T
HDMI	R112		nsp	00MNN05223610	CHIP RES.	22K OHM 1/10W J	CRJ10DJ223T
HDMI	R113		nsp	00MNN05101610	CHIP RES.	100 OHM 1/10W J	CRJ10DJ101T
HDMI	R114		nsp	00MNN05473610	CHIP RES.	47K OHM 1/10W J	CRJ10DJ473T
HDMI	R115		nsp	00MNN05470610	CHIP RES.	47 OHM 1/10W J	CRJ10DJ470T
HDMI	R116		nsp	00MNN05470610	CHIP RES.	47 OHM 1/10W J	CRJ10DJ470T
HDMI	R117		nsp	00MNN05473610	CHIP RES.	47K OHM 1/10W J	CRJ10DJ473T
HDMI	R118		nsp	00MNN05103610	CHIP RES.	10K OHM 1/10W J	CRJ10DJ103T
HDMI	R119		nsp	00MNN05103610	CHIP RES.	10K OHM 1/10W J	CRJ10DJ103T
HDMI	R120		nsp	00MNN05473610	CHIP RES.	47K OHM 1/10W J	CRJ10DJ473T
HDMI	R121		nsp	00MNN05102610	CHIP RES.	1K OHM 1/10W J	CRJ10DJ102T
HDMI	R122		nsp	00MNN05223610	CHIP RES.	22K OHM 1/10W J	CRJ10DJ223T
HDMI	R123		nsp	00MNN05101610	CHIP RES.	100 OHM 1/10W J	CRJ10DJ101T
HDMI	R124		nsp	00MNN05473610	CHIP RES.	47K OHM 1/10W J	CRJ10DJ473T
HDMI	R125		nsp	00MNN05470610	CHIP RES.	47 OHM 1/10W J	CRJ10DJ470T
HDMI	R126		nsp	00MNN05470610	CHIP RES.	47 OHM 1/10W J	CRJ10DJ470T
HDMI	R127		nsp	00MNN05473610	CHIP RES.	47K OHM 1/10W J	CRJ10DJ473T
HDMI	R128		nsp	00MNN05103610	CHIP RES.	10K OHM 1/10W J	CRJ10DJ103T
HDMI	R129		nsp	00MNN05103610	CHIP RES.	10K OHM 1/10W J	CRJ10DJ103T
HDMI	R130		nsp	00MNN05473610	CHIP RES.	47K OHM 1/10W J	CRJ10DJ473T
HDMI	R131		nsp	00MNN05102610	CHIP RES.	1K OHM 1/10W J	CRJ10DJ102T
HDMI	R132		nsp	00MNN05223610	CHIP RES.	22K OHM 1/10W J	CRJ10DJ223T

NOTE : "nsp" PART IS LISTED FOR REFERENCE ONLY, MARANTZ WILL NOT SUPPLY THESE PARTS.

P.W.B. NAME	POS. NO.	VERS. COLOR	PART NO. (FOR EUR)	PART NO. (MZ)	PART NAME	DESCRIPTION
HDMI	R133		nsp	00MNN05101610	CHIP RES.	100 OHM 1/10W J CRJ10DJ101T
HDMI	R134		nsp	00MNN05473610	CHIP RES.	47K OHM 1/10W J CRJ10DJ473T
HDMI	R135		nsp	00MNN05470610	CHIP RES.	47 OHM 1/10W J CRJ10DJ470T
HDMI	R136		nsp	00MNN05470610	CHIP RES.	47 OHM 1/10W J CRJ10DJ470T
HDMI	R137		nsp	00MNN05103610	CHIP RES.	10K OHM 1/10W J CRJ10DJ103T
HDMI	R138		nsp	00MNN05473610	CHIP RES.	47K OHM 1/10W J CRJ10DJ473T
HDMI	R139		nsp	00MNN05473610	CHIP RES.	47K OHM 1/10W J CRJ10DJ473T
HDMI	R140		nsp	00MNN05103610	CHIP RES.	10K OHM 1/10W J CRJ10DJ103T
HDMI	R141		nsp	00MNN05103610	CHIP RES.	10K OHM 1/10W J CRJ10DJ103T
HDMI	R145		nsp	00MNN05102610	CHIP RES.	1K OHM 1/10W J CRJ10DJ102T
HDMI	R146		nsp	00MNN05102610	CHIP RES.	1K OHM 1/10W J CRJ10DJ102T
HDMI	R153		nsp	00MNN05473610	CHIP RES.	47K OHM 1/10W J CRJ10DJ473T
HDMI	R155		nsp	00MNN05102610	CHIP RES.	1K OHM 1/10W J CRJ10DJ102T
HDMI	R156		nsp	00MNN05473610	CHIP RES.	47K OHM 1/10W J CRJ10DJ473T
HDMI	R158		nsp	00MNN05000610	CHIP RES.	0 OHM 1/10W J CRJ10DJ0R0T
HDMI	R301		nsp	00MNN05103610	CHIP RES.	10K OHM 1/10W J CRJ10DJ103T
HDMI	R302		nsp	00MNN05103610	CHIP RES.	10K OHM 1/10W J CRJ10DJ103T
HDMI	R303		nsp	00MNN05101610	CHIP RES.	100 OHM 1/10W J CRJ10DJ101T
HDMI	R304		nsp	00MNN05101610	CHIP RES.	100 OHM 1/10W J CRJ10DJ101T
HDMI	R305		nsp	00MNN05000610	CHIP RES.	0 OHM 1/10W J CRJ10DJ0R0T
HDMI	R306		nsp	00MNN05000610	CHIP RES.	0 OHM 1/10W J CRJ10DJ0R0T
HDMI	R307		nsp	00MNN05101610	CHIP RES.	100 OHM 1/10W J CRJ10DJ101T
HDMI	R308		nsp	00MNN05101610	CHIP RES.	100 OHM 1/10W J CRJ10DJ101T
HDMI	R310		nsp	00MNN05000610	CHIP RES.	0 OHM 1/10W J CRJ10DJ0R0T
HDMI	R312		nsp	00MNN05473610	CHIP RES.	47K OHM 1/10W J CRJ10DJ473T
HDMI	R313		nsp	00MNN05220610	CHIP RES.	22 OHM 1/10W J CRJ10DJ220T
HDMI	R314		nsp	00MNN05220610	CHIP RES.	22 OHM 1/10W J CRJ10DJ220T
HDMI	R315		nsp	00MNN05220610	CHIP RES.	22 OHM 1/10W J CRJ10DJ220T
HDMI	R316		nsp	00MNN05220610	CHIP RES.	22 OHM 1/10W J CRJ10DJ220T
HDMI	R317		nsp	00MNN05000610	CHIP RES.	0 OHM 1/10W J CRJ10DJ0R0T
HDMI	R318		nsp	00MNN05105610	CHIP RES.	1M OHM 1/10W J CRJ10DJ105T
HDMI	R319		nsp	00MNN05472610	CHIP RES.	4.7K OHM 1/10W J CRJ10DJ472T
HDMI	R320		nsp	00MNN05473610	CHIP RES.	47K OHM 1/10W J CRJ10DJ473T
HDMI	R322		nsp	00MNN05473610	CHIP RES.	47K OHM 1/10W J CRJ10DJ473T
HDMI	R323		nsp	00MNN05473610	CHIP RES.	47K OHM 1/10W J CRJ10DJ473T
HDMI	R324		nsp	00MNN05101610	CHIP RES.	100 OHM 1/10W J CRJ10DJ101T
HDMI	R325		nsp	00MNN05101610	CHIP RES.	100 OHM 1/10W J CRJ10DJ101T
HDMI	R326		nsp	00MNN05102610	CHIP RES.	1K OHM 1/10W J CRJ10DJ102T
HDMI	R327		nsp	00MNN05220610	CHIP RES.	22 OHM 1/10W J CRJ10DJ220T
HDMI	R328		nsp	00MNN05220610	CHIP RES.	22 OHM 1/10W J CRJ10DJ220T
HDMI	R329		nsp	00MNN05220610	CHIP RES.	22 OHM 1/10W J CRJ10DJ220T
HDMI	R330		nsp	00MNN05220610	CHIP RES.	22 OHM 1/10W J CRJ10DJ220T
HDMI	R331		nsp	00MNN05220610	CHIP RES.	22 OHM 1/10W J CRJ10DJ220T
HDMI	R332		nsp	00MNN05220610	CHIP RES.	22 OHM 1/10W J CRJ10DJ220T
HDMI	R333		nsp	00MNN05220610	CHIP RES.	22 OHM 1/10W J CRJ10DJ220T
HDMI	R334		nsp	00MNN05220610	CHIP RES.	22 OHM 1/10W J CRJ10DJ220T
HDMI	R335		nsp	00MNN05220610	CHIP RES.	22 OHM 1/10W J CRJ10DJ220T
HDMI	R336		nsp	00MNN05220610	CHIP RES.	22 OHM 1/10W J CRJ10DJ220T
HDMI	R337		nsp	00MNN05220610	CHIP RES.	22 OHM 1/10W J CRJ10DJ220T
HDMI	R338		nsp	00MNN05220610	CHIP RES.	22 OHM 1/10W J CRJ10DJ220T
HDMI	R339		nsp	00MNN05220610	CHIP RES.	22 OHM 1/10W J CRJ10DJ220T
HDMI	R343		nsp	00MNN05103610	CHIP RES.	10K OHM 1/10W J CRJ10DJ103T
HDMI	R344		nsp	00MNN05332610	CHIP RES.	3.3K OHM 1/10W J CRJ10DJ332T
HDMI	R345		nsp	00MNN05682610	CHIP RES.	6.8K OHM 1/10W J CRJ10DJ682T
HDMI	R346		nsp	00MNN05000610	CHIP RES.	0 OHM 1/10W J CRJ10DJ0R0T
HDMI	R353		nsp	00MNN05000610	CHIP RES.	0 OHM 1/10W J CRJ10DJ0R0T
HDMI	R354		nsp	00MNN05000610	CHIP RES.	0 OHM 1/10W J CRJ10DJ0R0T
HDMI	R355		nsp	00MNN05101610	CHIP RES.	100 OHM 1/10W J CRJ10DJ101T
HDMI	R356		nsp	00MNN05102610	CHIP RES.	1K OHM 1/10W J CRJ10DJ102T
HDMI	R357		nsp	00MNN05222610	CHIP RES.	2.2K OHM 1/10W J CRJ10DJ222T
HDMI	R358		nsp	00MNN05102610	CHIP RES.	1K OHM 1/10W J CRJ10DJ102T
HDMI	R359		nsp	00MNN05103610	CHIP RES.	10K OHM 1/10W J CRJ10DJ103T
HDMI	R360		nsp	00MNN05182610	CHIP RES.	1.8K OHM 1/10W J CRJ10DJ182T
HDMI	R361		nsp	00MNN05182610	CHIP RES.	1.8K OHM 1/10W J CRJ10DJ182T
HDMI	R362		nsp	00MNN05103610	CHIP RES.	10K OHM 1/10W J CRJ10DJ103T
HDMI	R367		nsp	00MNN05103610	CHIP RES.	10K OHM 1/10W J CRJ10DJ103T
HDMI	R368		nsp	00MNN05101610	CHIP RES.	100 OHM 1/10W J CRJ10DJ101T

NOTE : *nsp* PART IS LISTED FOR REFERENCE ONLY, MARANTZ WILL NOT SUPPLY THESE PARTS.

P.W.B. NAME	POS. NO.	VERS. COLOR	PART NO. (FOR EUR)	PART NO. (MZ)	PART NAME	DESCRIPTION
HDMI	R369		nsp	00MNN05101610	CHIP RES.	100 OHM 1/10W J CRJ10DJ101T
HDMI	R371		nsp	00MNN05472610	CHIP RES.	4.7K OHM 1/10W J CRJ10DJ472T
HDMI	R372		nsp	00MNN05682610	CHIP RES.	6.8K OHM 1/10W J CRJ10DJ682T
HDMI	R373		nsp	00MNN05332610	CHIP RES.	3.3K OHM 1/10W J CRJ10DJ332T
HDMI	R374		nsp	00MNN05473610	CHIP RES.	47K OHM 1/10W J CRJ10DJ473T
HDMI	R375		nsp	00MNN05101610	CHIP RES.	100 OHM 1/10W J CRJ10DJ101T
HDMI	R376		nsp	00MNN05000610	CHIP RES.	0 OHM 1/10W J CRJ10DJ0R0T
HDMI	R383		nsp	00MNN05000610	CHIP RES.	0 OHM 1/10W J CRJ10DJ0R0T
HDMI	R384		nsp	00MNN05000610	CHIP RES.	0 OHM 1/10W J CRJ10DJ0R0T
HDMI	R385		nsp	00MNN05101610	CHIP RES.	100 OHM 1/10W J CRJ10DJ101T
HDMI	R386		nsp	00MNN05102610	CHIP RES.	1K OHM 1/10W J CRJ10DJ102T
HDMI	R387		nsp	00MNN05222610	CHIP RES.	2.2K OHM 1/10W J CRJ10DJ222T
HDMI	R388		nsp	00MNN05102610	CHIP RES.	1K OHM 1/10W J CRJ10DJ102T
HDMI	R389		nsp	00MNN05103610	CHIP RES.	10K OHM 1/10W J CRJ10DJ103T
HDMI	R390		nsp	00MNN05182610	CHIP RES.	1.8K OHM 1/10W J CRJ10DJ182T
HDMI	R391		nsp	00MNN05182610	CHIP RES.	1.8K OHM 1/10W J CRJ10DJ182T
HDMI	R392		nsp	00MNN05103610	CHIP RES.	10K OHM 1/10W J CRJ10DJ103T
HDMI	R398		nsp	00MNN05101610	CHIP RES.	100 OHM 1/10W J CRJ10DJ101T
HDMI	R399		nsp	00MNN05101610	CHIP RES.	100 OHM 1/10W J CRJ10DJ101T
HDMI	R400		nsp	00MNN05103610	CHIP RES.	10K OHM 1/10W J CRJ10DJ103T
HDMI	R401		nsp	00MNN05472610	CHIP RES.	4.7K OHM 1/10W J CRJ10DJ472T
HDMI	R402		nsp	00MNN05682610	CHIP RES.	6.8K OHM 1/10W J CRJ10DJ682T
HDMI	R403		nsp	00MNN05332610	CHIP RES.	3.3K OHM 1/10W J CRJ10DJ332T
HDMI	R404		nsp	00MNN05473610	CHIP RES.	47K OHM 1/10W J CRJ10DJ473T
HDMI	R405		nsp	00MNN05101610	CHIP RES.	100 OHM 1/10W J CRJ10DJ101T
HDMI	R406		nsp	00MNN05103610	CHIP RES.	10K OHM 1/10W J CRJ10DJ103T
HDMI	R407		nsp	00MNN05103610	CHIP RES.	10K OHM 1/10W J CRJ10DJ103T
HDMI	R601		nsp	00MNN05105610	CHIP RES.	1M OHM 1/10W J CRJ10DJ105T
HDMI	R602		nsp	00MNN05105610	CHIP RES.	1M OHM 1/10W J CRJ10DJ105T
HDMI	R603		nsp	00MNN05105610	CHIP RES.	1M OHM 1/10W J CRJ10DJ105T
HDMI	R604		nsp	00MNN05105610	CHIP RES.	1M OHM 1/10W J CRJ10DJ105T
HDMI	R605		nsp	00MNN05102610	CHIP RES.	1K OHM 1/10W J CRJ10DJ102T
HDMI	R606		nsp	00MNN05102610	CHIP RES.	1K OHM 1/10W J CRJ10DJ102T
HDMI	R607		nsp	00MNN05102610	CHIP RES.	1K OHM 1/10W J CRJ10DJ102T
HDMI	R608		nsp	00MNN05102610	CHIP RES.	1K OHM 1/10W J CRJ10DJ102T
HDMI	R609		nsp	00MNN05821610	CHIP RES.	820 OHM 1/10W J CRJ10DJ821T
HDMI	R610		nsp	00MNN05152610	CHIP RES.	1.5K OHM 1/10W J CRJ10DJ152T
HDMI	R611		nsp	00MNN05750610	CHIP RES.	75 OHM 1/10W J CRJ10DJ750T
HDMI	R612		nsp	00MNN05750610	CHIP RES.	75 OHM 1/10W J CRJ10DJ750T
HDMI	R613		nsp	00MNN05750610	CHIP RES.	75 OHM 1/10W J CRJ10DJ750T
HDMI	R614		nsp	00MNN05103610	CHIP RES.	10K OHM 1/10W J CRJ10DJ103T
HDMI	R615		nsp	00MNN05562610	CHIP RES.	5.6K OHM 1/10W J CRJ10DJ562T
HDMI	R617		nsp	00MNN05101610	CHIP RES.	100 OHM 1/10W J CRJ10DJ101T
HDMI	R618		nsp	00MNN05101610	CHIP RES.	100 OHM 1/10W J CRJ10DJ101T
HDMI	R619		nsp	00MNN05220610	CHIP RES.	22 OHM 1/10W J CRJ10DJ220T
HDMI	R620		nsp	00MNN05220610	CHIP RES.	22 OHM 1/10W J CRJ10DJ220T
HDMI	R621		nsp	00MNN05000610	CHIP RES.	0 OHM 1/10W J CRJ10DJ0R0T
HDMI	R622		nsp	00MNN05220610	CHIP RES.	22 OHM 1/10W J CRJ10DJ220T
HDMI	R625		nsp	00MNN05220610	CHIP RES.	22 OHM 1/10W J CRJ10DJ220T
HDMI	R626		nsp	00MNN05220610	CHIP RES.	22 OHM 1/10W J CRJ10DJ220T
HDMI	R627		nsp	00MNN05220610	CHIP RES.	22 OHM 1/10W J CRJ10DJ220T
HDMI	R628		nsp	00MNN05220610	CHIP RES.	22 OHM 1/10W J CRJ10DJ220T
HDMI	R629		nsp	00MNN05220610	CHIP RES.	22 OHM 1/10W J CRJ10DJ220T
HDMI	R630		nsp	00MNN05105610	CHIP RES.	1M OHM 1/10W J CRJ10DJ105T
HDMI	R631		nsp	00MNN05220610	CHIP RES.	22 OHM 1/10W J CRJ10DJ220T
HDMI	R632		nsp	00MNN05220610	CHIP RES.	22 OHM 1/10W J CRJ10DJ220T
HDMI	R633		nsp	00MNN05273610	CHIP RES.	27K OHM 1/10W J CRJ10DJ273T
HDMI	R634		nsp	00MNN05182610	CHIP RES.	1.8K OHM 1/10W J CRJ10DJ182T
HDMI	R635		nsp	00MNN05000610	CHIP RES.	0 OHM 1/10W J CRJ10DJ0R0T
HDMI	R637		nsp	00MNN05272610	CHIP RES.	2.7K OHM 1/10W J CRJ10DJ272T
HDMI	R638		nsp	00MNN05272610	CHIP RES.	2.7K OHM 1/10W J CRJ10DJ272T
HDMI	R639		nsp	00MNN05000610	CHIP RES.	0 OHM 1/10W J CRJ10DJ0R0T
HDMI	R642		nsp	00MNN05000610	CHIP RES.	0 OHM 1/10W J CRJ10DJ0R0T
HDMI	R643		nsp	00MNN05000610	CHIP RES.	0 OHM 1/10W J CRJ10DJ0R0T
HDMI	R644		nsp	00MNN05000610	CHIP RES.	0 OHM 1/10W J CRJ10DJ0R0T
HDMI	R645		nsp	00MNN05000610	CHIP RES.	0 OHM 1/10W J CRJ10DJ0R0T
HDMI	R646		nsp	00MNN05220610	CHIP RES.	22 OHM 1/10W J CRJ10DJ220T

NOTE : "nsp" PART IS LISTED FOR REFERENCE ONLY, MARANTZ WILL NOT SUPPLY THESE PARTS.

P.W.B. NAME	POS. NO.	VERS. COLOR	PART NO. (FOR EUR)	PART NO. (MZ)	PART NAME	DESCRIPTION
HDMI	R647		nsp	00MNN05220610	CHIP RES.	22 OHM 1/10W J CRJ10DJ220T
HDMI	R650		nsp	00MNN05220610	CHIP RES.	22 OHM 1/10W J CRJ10DJ220T
HDMI	R651		nsp	00MNN05220610	CHIP RES.	22 OHM 1/10W J CRJ10DJ220T
HDMI	R652		nsp	00MNN05101610	CHIP RES.	100 OHM 1/10W J CRJ10DJ101T
HDMI	R653		nsp	00MNN05101610	CHIP RES.	100 OHM 1/10W J CRJ10DJ101T
HDMI	R655		nsp	00MNN05103610	CHIP RES.	10K OHM 1/10W J CRJ10DJ103T
HDMI	R656		nsp	00MNN05101610	CHIP RES.	100 OHM 1/10W J CRJ10DJ101T
HDMI	R657		nsp	00MNN05103610	CHIP RES.	10K OHM 1/10W J CRJ10DJ103T
HDMI	R658		nsp	00MNN05101610	CHIP RES.	100 OHM 1/10W J CRJ10DJ101T
HDMI	R659		nsp	00MNN05000610	CHIP RES.	0 OHM 1/10W J CRJ10DJ0R0T
HDMI	R661		nsp	00MNN05101610	CHIP RES.	100 OHM 1/10W J CRJ10DJ101T
HDMI	R662		nsp	00MNN05101610	CHIP RES.	100 OHM 1/10W J CRJ10DJ101T
HDMI	R663		nsp	00MNN05103610	CHIP RES.	10K OHM 1/10W J CRJ10DJ103T
HDMI	R664		nsp	00MNN05101610	CHIP RES.	100 OHM 1/10W J CRJ10DJ101T
HDMI	R665		nsp	00MNN05681610	CHIP RES.	680 OHM 1/10W J CRJ10DJ681T
HDMI	R666		nsp	00MNN05391610	CHIP RES.	390 OHM 1/10W J CRJ10DJ391T
HDMI	R667		nsp	00MNN05272610	CHIP RES.	2.7K OHM 1/10W J CRJ10DJ272T
HDMI	R668		nsp	90M-NN000850R	CHIP RES.	6.8K OHM 1608 1% CRJ10DF6801T
HDMI	R669		nsp	90M-NN000850R	CHIP RES.	6.8K OHM 1608 1% CRJ10DF6801T
HDMI	R670		nsp	00MNN05391610	CHIP RES.	390 OHM 1/10W J CRJ10DJ391T
HDMI	R671		nsp	00MNN05272610	CHIP RES.	2.7K OHM 1/10W J CRJ10DJ272T
HDMI	R672		nsp	90M-NN000860R	CHIP RES.	300 OHM 1/10W J CRJ10DJ301T
HDMI	R673		nsp	90M-NN000860R	CHIP RES.	300 OHM 1/10W J CRJ10DJ301T
HDMI	R674		nsp	90M-NN000860R	CHIP RES.	300 OHM 1/10W J CRJ10DJ301T
HDMI	R675		nsp	90M-NN000860R	CHIP RES.	300 OHM 1/10W J CRJ10DJ301T
HDMI	R676		nsp	90M-NN000860R	CHIP RES.	300 OHM 1/10W J CRJ10DJ301T
HDMI	R677		nsp	90M-NN000860R	CHIP RES.	300 OHM 1/10W J CRJ10DJ301T
HDMI	R680		nsp	00MNN05000610	CHIP RES.	0 OHM 1/10W J CRJ10DJ0R0T
HDMI	R681		nsp	00MNN05000610	CHIP RES.	0 OHM 1/10W J CRJ10DJ0R0T
HDMI	R684		nsp	00MNN05000610	CHIP RES.	0 OHM 1/10W J CRJ10DJ0R0T
HDMI	R686		nsp	00MNN05473610	CHIP RES.	47K OHM 1/10W J CRJ10DJ473T
HDMI	R687		nsp	00MNN05220610	CHIP RES.	22 OHM 1/10W J CRJ10DJ220T
HDMI	R688		nsp	00MNN05220610	CHIP RES.	22 OHM 1/10W J CRJ10DJ220T
HDMI	R689		nsp	00MNN05220610	CHIP RES.	22 OHM 1/10W J CRJ10DJ220T
HDMI	R690		nsp	00MNN05220610	CHIP RES.	22 OHM 1/10W J CRJ10DJ220T
HDMI	R691		nsp	00MNN05220610	CHIP RES.	22 OHM 1/10W J CRJ10DJ220T
HDMI	R692		nsp	00MNN05220610	CHIP RES.	22 OHM 1/10W J CRJ10DJ220T
HDMI	R693		nsp	00MNN05220610	CHIP RES.	22 OHM 1/10W J CRJ10DJ220T
HDMI	R694		nsp	00MNN05220610	CHIP RES.	22 OHM 1/10W J CRJ10DJ220T
HDMI	R695		nsp	00MNN05220610	CHIP RES.	22 OHM 1/10W J CRJ10DJ220T
HDMI	R696		nsp	00MNN05220610	CHIP RES.	22 OHM 1/10W J CRJ10DJ220T
HDMI	R699		nsp	00MNN05000610	CHIP RES.	0 OHM 1/10W J CRJ10DJ0R0T
HDMI	R707		nsp	00MNN05220610	CHIP RES.	22 OHM 1/10W J CRJ10DJ220T
HDMI	R708		nsp	00MNN05220610	CHIP RES.	22 OHM 1/10W J CRJ10DJ220T
HDMI	R709		nsp	00MNN05220610	CHIP RES.	22 OHM 1/10W J CRJ10DJ220T
HDMI	R710		nsp	00MNN05220610	CHIP RES.	22 OHM 1/10W J CRJ10DJ220T
HDMI	R711		nsp	00MNN05220610	CHIP RES.	22 OHM 1/10W J CRJ10DJ220T
HDMI	R801		nsp	00MNN05153610	CHIP RES.	15K OHM 1/10W J CRJ10DJ153T
HDMI	R802		nsp	00MNN05103610	CHIP RES.	10K OHM 1/10W J CRJ10DJ103T
HDMI	R803		nsp	00MNN05471610	CHIP RES.	470 OHM 1/10W J CRJ10DJ471T
HDMI	R804		nsp	00MNN05471610	CHIP RES.	470 OHM 1/10W J CRJ10DJ471T
HDMI	R805		nsp	00MNN05471610	CHIP RES.	470 OHM 1/10W J CRJ10DJ471T
HDMI	R806		nsp	00MNN05151610	CHIP RES.	150 OHM 1/10W J CRJ10DJ151T
HDMI	R807		nsp	00MNN05103610	CHIP RES.	10K OHM 1/10W J CRJ10DJ103T
HDMI	R808		nsp	00MNN05102610	CHIP RES.	1K OHM 1/10W J CRJ10DJ102T
HDMI	R809		nsp	00MNN05102610	CHIP RES.	1K OHM 1/10W J CRJ10DJ102T
HDMI	R810		nsp	00MNN05471610	CHIP RES.	470 OHM 1/10W J CRJ10DJ471T
HDMI	R811		nsp	00MNN05471610	CHIP RES.	470 OHM 1/10W J CRJ10DJ471T
HDMI	R812		nsp	00MNN05471610	CHIP RES.	470 OHM 1/10W J CRJ10DJ471T
HDMI	R813		nsp	00MNN05103610	CHIP RES.	10K OHM 1/10W J CRJ10DJ103T
HDMI	R814		nsp	00MNN05153610	CHIP RES.	15K OHM 1/10W J CRJ10DJ153T
HDMI	R815		nsp	00MNN05103610	CHIP RES.	10K OHM 1/10W J CRJ10DJ103T
HDMI	R816		nsp	00MNN05471610	CHIP RES.	470 OHM 1/10W J CRJ10DJ471T
HDMI	R817		nsp	00MNN05471610	CHIP RES.	470 OHM 1/10W J CRJ10DJ471T
HDMI	R818		nsp	00MNN05471610	CHIP RES.	470 OHM 1/10W J CRJ10DJ471T
HDMI	R819		nsp	00MNN05151610	CHIP RES.	150 OHM 1/10W J CRJ10DJ151T
HDMI	R820		nsp	00MNN05103610	CHIP RES.	10K OHM 1/10W J CRJ10DJ103T

NOTE : *nsp* PART IS LISTED FOR REFERENCE ONLY, MARANTZ WILL NOT SUPPLY THESE PARTS.

P.W.B. NAME	POS. NO.	VERS. COLOR	PART NO. (FOR EUR)	PART NO. (MZ)	PART NAME	DESCRIPTION
HDMI	R821		nsp	00MNN05102610	CHIP RES.	1K OHM 1/10W J CRJ10DJ102T
HDMI	R822		nsp	00MNN05102610	CHIP RES.	1K OHM 1/10W J CRJ10DJ102T
HDMI	R823		nsp	00MNN05471610	CHIP RES.	470 OHM 1/10W J CRJ10DJ471T
HDMI	R824		nsp	00MNN05471610	CHIP RES.	470 OHM 1/10W J CRJ10DJ471T
HDMI	R825		nsp	00MNN05471610	CHIP RES.	470 OHM 1/10W J CRJ10DJ471T
HDMI	R826		nsp	00MNN05103610	CHIP RES.	10K OHM 1/10W J CRJ10DJ103T
HDMI	R827		nsp	00MNN05153610	CHIP RES.	15K OHM 1/10W J CRJ10DJ153T
HDMI	R828		nsp	00MNN05103610	CHIP RES.	10K OHM 1/10W J CRJ10DJ103T
HDMI	R829		nsp	00MNN05471610	CHIP RES.	470 OHM 1/10W J CRJ10DJ471T
HDMI	R830		nsp	00MNN05471610	CHIP RES.	470 OHM 1/10W J CRJ10DJ471T
HDMI	R831		nsp	00MNN05471610	CHIP RES.	470 OHM 1/10W J CRJ10DJ471T
HDMI	R832		nsp	00MNN05151610	CHIP RES.	150 OHM 1/10W J CRJ10DJ151T
HDMI	R833		nsp	00MNN05103610	CHIP RES.	10K OHM 1/10W J CRJ10DJ103T
HDMI	R834		nsp	00MNN05102610	CHIP RES.	1K OHM 1/10W J CRJ10DJ102T
HDMI	R835		nsp	00MNN05102610	CHIP RES.	1K OHM 1/10W J CRJ10DJ102T
HDMI	R836		nsp	00MNN05471610	CHIP RES.	470 OHM 1/10W J CRJ10DJ471T
HDMI	R837		nsp	00MNN05471610	CHIP RES.	470 OHM 1/10W J CRJ10DJ471T
HDMI	R838		nsp	00MNN05471610	CHIP RES.	470 OHM 1/10W J CRJ10DJ471T
HDMI	R839		nsp	00MNN05103610	CHIP RES.	10K OHM 1/10W J CRJ10DJ103T
HDMI	R840		nsp	00MNN05153610	CHIP RES.	15K OHM 1/10W J CRJ10DJ153T
HDMI	R841		nsp	00MNN05103610	CHIP RES.	10K OHM 1/10W J CRJ10DJ103T
HDMI	R842		nsp	00MNN05471610	CHIP RES.	470 OHM 1/10W J CRJ10DJ471T
HDMI	R843		nsp	00MNN05471610	CHIP RES.	470 OHM 1/10W J CRJ10DJ471T
HDMI	R844		nsp	00MNN05561610	CHIP RES.	560 OHM 1/10W J CRJ10DJ561T
HDMI	R845		nsp	00MNN05103610	CHIP RES.	10K OHM 1/10W J CRJ10DJ103T
HDMI	R846		nsp	00MNN05102610	CHIP RES.	1K OHM 1/10W J CRJ10DJ102T
HDMI	R847		nsp	00MNN05102610	CHIP RES.	1K OHM 1/10W J CRJ10DJ102T
HDMI	R848		nsp	00MNN05102610	CHIP RES.	1K OHM 1/10W J CRJ10DJ102T
HDMI	R849		nsp	00MNN05153610	CHIP RES.	15K OHM 1/10W J CRJ10DJ153T
HDMI	R850		nsp	00MNN05103610	CHIP RES.	10K OHM 1/10W J CRJ10DJ103T
HDMI	R851		nsp	00MNN05471610	CHIP RES.	470 OHM 1/10W J CRJ10DJ471T
HDMI	R852		nsp	00MNN05471610	CHIP RES.	470 OHM 1/10W J CRJ10DJ471T
HDMI	R853		nsp	00MNN05561610	CHIP RES.	560 OHM 1/10W J CRJ10DJ561T
HDMI	R854		nsp	00MNN05103610	CHIP RES.	10K OHM 1/10W J CRJ10DJ103T
HDMI	R855		nsp	00MNN05102610	CHIP RES.	1K OHM 1/10W J CRJ10DJ102T
HDMI	R856		nsp	00MNN05102610	CHIP RES.	1K OHM 1/10W J CRJ10DJ102T
HDMI	R857		nsp	00MNN05153610	CHIP RES.	15K OHM 1/10W J CRJ10DJ153T
HDMI	R858		nsp	00MNN05103610	CHIP RES.	10K OHM 1/10W J CRJ10DJ103T
HDMI	R859		nsp	00MNN05471610	CHIP RES.	470 OHM 1/10W J CRJ10DJ471T
HDMI	R860		nsp	00MNN05471610	CHIP RES.	470 OHM 1/10W J CRJ10DJ471T
HDMI	R861		nsp	00MNN05561610	CHIP RES.	560 OHM 1/10W J CRJ10DJ561T
HDMI	R862		nsp	00MNN05103610	CHIP RES.	10K OHM 1/10W J CRJ10DJ103T
HDMI	R863		nsp	00MNN05102610	CHIP RES.	1K OHM 1/10W J CRJ10DJ102T
HDMI	R864		nsp	00MNN05102610	CHIP RES.	1K OHM 1/10W J CRJ10DJ102T
HDMI	R885		nsp	00MNM12200020	CHIP RES.	220 OHM 1% CRJ10DF2200T
HDMI	R886		nsp	00MNM11800020	CHIP RES.	180 OHM 1% CRJ10DF1800T
HDMI	R887		nsp	00MNM11800020	CHIP RES.	180 OHM 1% CRJ10DF1800T
HDMI	R891		nsp	00MNN05000610	CHIP RES.	0 OHM 1/10W J CRJ10DJ0R0T
HDMI	R892		nsp	00MNN05000610	CHIP RES.	0 OHM 1/10W J CRJ10DJ0R0T
HDMI	R893		nsp	00MNN05000610	CHIP RES.	0 OHM 1/10W J CRJ10DJ0R0T
HDMI	R894		nsp	00MNN05000610	CHIP RES.	0 OHM 1/10W J CRJ10DJ0R0T
HDMI	R895		nsp	00MNN05000610	CHIP RES.	0 OHM 1/10W J CRJ10DJ0R0T
HDMI	R896		nsp	00MNN05000610	CHIP RES.	0 OHM 1/10W J CRJ10DJ0R0T
HDMI	R897		nsp	00MNN05000610	CHIP RES.	0 OHM 1/10W J CRJ10DJ0R0T
HDMI	R898		nsp	00MNN05000610	CHIP RES.	0 OHM 1/10W J CRJ10DJ0R0T
HDMI	R899		nsp	00MNN05000610	CHIP RES.	0 OHM 1/10W J CRJ10DJ0R0T
HDMI	R901		nsp	00MNN05103610	CHIP RES.	10K OHM 1/10W J CRJ10DJ103T
HDMI	R902		nsp	00MNN05103610	CHIP RES.	10K OHM 1/10W J CRJ10DJ103T
HDMI	R903		nsp	00MNN05472610	CHIP RES.	4.7K OHM 1/10W J CRJ10DJ472T
HDMI	R904		nsp	00MNN05472610	CHIP RES.	4.7K OHM 1/10W J CRJ10DJ472T
HDMI	R905		nsp	00MNN05103610	CHIP RES.	10K OHM 1/10W J CRJ10DJ103T
HDMI	R906		nsp	00MNN05103610	CHIP RES.	10K OHM 1/10W J CRJ10DJ103T
HDMI	R907		nsp	00MNN05472610	CHIP RES.	4.7K OHM 1/10W J CRJ10DJ472T
HDMI	R908		nsp	00MNN05472610	CHIP RES.	4.7K OHM 1/10W J CRJ10DJ472T
HDMI	R909		nsp	00MNN05103610	CHIP RES.	10K OHM 1/10W J CRJ10DJ103T
HDMI	R910		nsp	00MNN05103610	CHIP RES.	10K OHM 1/10W J CRJ10DJ103T
HDMI	R911		nsp	00MNN05473610	CHIP RES.	47K OHM 1/10W J CRJ10DJ473T

NOTE : "nsp" PART IS LISTED FOR REFERENCE ONLY, MARANTZ WILL NOT SUPPLY THESE PARTS.

P.W.B. NAME	POS. NO.	VERS. COLOR	PART NO. (FOR EUR)	PART NO. (MZ)	PART NAME	DESCRIPTION	
HDMI	R912		nsp	00MNN05273610	CHIP RES.	27K OHM 1/10W J	CRJ10DJ273T
HDMI	R913		nsp	00MNN05473610	CHIP RES.	47K OHM 1/10W J	CRJ10DJ473T
HDMI	R914		nsp	00MNN05473610	CHIP RES.	47K OHM 1/10W J	CRJ10DJ473T
HDMI	R915		nsp	00MNN05473610	CHIP RES.	47K OHM 1/10W J	CRJ10DJ473T
HDMI	R916		nsp	00MNN05332610	CHIP RES.	3.3K OHM 1/10W J	CRJ10DJ332T
HDMI	R917		nsp	00MNN05332610	CHIP RES.	3.3K OHM 1/10W J	CRJ10DJ332T
HDMI	R918		nsp	00MNN05101610	CHIP RES.	100 OHM 1/10W J	CRJ10DJ101T
HDMI	R919		nsp	00MNN05682610	CHIP RES.	6.8K OHM 1/10W J	CRJ10DJ682T
HDMI	R920		nsp	00MNN05682610	CHIP RES.	6.8K OHM 1/10W J	CRJ10DJ682T
HDMI	R922		nsp	00MNN05473610	CHIP RES.	47K OHM 1/10W J	CRJ10DJ473T
HDMI	R923		nsp	00MNN05473610	CHIP RES.	47K OHM 1/10W J	CRJ10DJ473T
HDMI	R924		nsp	00MNN05473610	CHIP RES.	47K OHM 1/10W J	CRJ10DJ473T
HDMI	R925		nsp	00MNN05473610	CHIP RES.	47K OHM 1/10W J	CRJ10DJ473T
HDMI	R926		nsp	00MNN05473610	CHIP RES.	47K OHM 1/10W J	CRJ10DJ473T
HDMI	R927		nsp	00MNN05473610	CHIP RES.	47K OHM 1/10W J	CRJ10DJ473T
HDMI	R928		nsp	00MNN05473610	CHIP RES.	47K OHM 1/10W J	CRJ10DJ473T
HDMI	R929		nsp	00MNN05473610	CHIP RES.	47K OHM 1/10W J	CRJ10DJ473T
HDMI	R930		nsp	00MNN05473610	CHIP RES.	47K OHM 1/10W J	CRJ10DJ473T
HDMI	R931		nsp	00MNN05473610	CHIP RES.	47K OHM 1/10W J	CRJ10DJ473T
HDMI	R932		nsp	00MNN05473610	CHIP RES.	47K OHM 1/10W J	CRJ10DJ473T
HDMI	R933		nsp	00MNN05473610	CHIP RES.	47K OHM 1/10W J	CRJ10DJ473T
HDMI	R934		nsp	00MNN05473610	CHIP RES.	47K OHM 1/10W J	CRJ10DJ473T
HDMI	R935		nsp	00MNN05473610	CHIP RES.	47K OHM 1/10W J	CRJ10DJ473T
HDMI	R936		nsp	00MNN05473610	CHIP RES.	47K OHM 1/10W J	CRJ10DJ473T
HDMI	R939		nsp	00MNN05000610	CHIP RES.	0 OHM 1/10W J	CRJ10DJ0R0T
HDMI	R940		nsp	00MNN05473610	CHIP RES.	47K OHM 1/10W J	CRJ10DJ473T
HDMI	R941		nsp	00MNN05473610	CHIP RES.	47K OHM 1/10W J	CRJ10DJ473T
HDMI	R942		nsp	00MNN05473610	CHIP RES.	47K OHM 1/10W J	CRJ10DJ473T
HDMI	R943		nsp	00MNN05473610	CHIP RES.	47K OHM 1/10W J	CRJ10DJ473T
HDMI	R944		nsp	00MNN05473610	CHIP RES.	47K OHM 1/10W J	CRJ10DJ473T
HDMI	R945		nsp	00MNN05473610	CHIP RES.	47K OHM 1/10W J	CRJ10DJ473T
HDMI	R946		nsp	00MNN05473610	CHIP RES.	47K OHM 1/10W J	CRJ10DJ473T
HDMI	R947		nsp	00MNN05473610	CHIP RES.	47K OHM 1/10W J	CRJ10DJ473T
HDMI	R948		nsp	00MNN05473610	CHIP RES.	47K OHM 1/10W J	CRJ10DJ473T
HDMI	R949		nsp	00MNN05473610	CHIP RES.	47K OHM 1/10W J	CRJ10DJ473T
HDMI	R950		nsp	00MNN05473610	CHIP RES.	47K OHM 1/10W J	CRJ10DJ473T
HDMI	R951		nsp	00MNN05473610	CHIP RES.	47K OHM 1/10W J	CRJ10DJ473T
HDMI	R952		nsp	00MNN05000610	CHIP RES.	0 OHM 1/10W J	CRJ10DJ0R0T
HDMI	R953		nsp	00MNN05103610	CHIP RES.	10K OHM 1/10W J	CRJ10DJ103T
HDMI	R954		nsp	00MNN05103610	CHIP RES.	10K OHM 1/10W J	CRJ10DJ103T
HDMI	R955		nsp	00MNN05103610	CHIP RES.	10K OHM 1/10W J	CRJ10DJ103T
HDMI	R956		nsp	00MNN05103610	CHIP RES.	10K OHM 1/10W J	CRJ10DJ103T
HDMI	R957		nsp	00MNN05103610	CHIP RES.	10K OHM 1/10W J	CRJ10DJ103T
HDMI	R958		nsp	00MNN05103610	CHIP RES.	10K OHM 1/10W J	CRJ10DJ103T
HDMI	R959		nsp	00MNN05103610	CHIP RES.	10K OHM 1/10W J	CRJ10DJ103T
HDMI	R961		nsp	00MNM12200020	CHIP RES.	220 OHM 1%	CRJ10DF2200T
HDMI	R962		nsp	90M-NN000810R	CHIP RES.	82 OHM 1%	CRJ10DF82R0T
HDMI	R963		nsp	90M-NN000820R	CHIP RES.	15 OHM 1%	CRJ10DF15R0T
HDMI	R964		nsp	00MNM12200020	CHIP RES.	220 OHM 1%	CRJ10DF2200T
HDMI	R965		nsp	90M-NN000810R	CHIP RES.	82 OHM 1%	CRJ10DF82R0T
HDMI	R966		nsp	90M-NN000820R	CHIP RES.	15 OHM 1%	CRJ10DF15R0T
HDMI	R967		nsp	00MNM12200020	CHIP RES.	220 OHM 1%	CRJ10DF2200T
HDMI	R968		nsp	90M-NN000810R	CHIP RES.	82 OHM 1%	CRJ10DF82R0T
HDMI	R969		nsp	90M-NN000820R	CHIP RES.	15 OHM 1%	CRJ10DF15R0T
HDMI	R970		nsp	00MNM12200020	CHIP RES.	220 OHM 1%	CRJ10DF2200T
HDMI	R971		nsp	00MNM12200020	CHIP RES.	220 OHM 1%	CRJ10DF2200T
HDMI	R972		nsp	00MNM12200020	CHIP RES.	220 OHM 1%	CRJ10DF2200T
HDMI	R973		nsp	00MNM11800020	CHIP RES.	180 OHM 1%	CRJ10DF1800T
HDMI	R974		nsp	00MNM11800020	CHIP RES.	180 OHM 1%	CRJ10DF1800T
HDMI	R975		nsp	00MNM12200020	CHIP RES.	220 OHM 1%	CRJ10DF2200T
HDMI	R976		nsp	00MNM11800020	CHIP RES.	180 OHM 1%	CRJ10DF1800T
HDMI	R977		nsp	00MNM11800020	CHIP RES.	180 OHM 1%	CRJ10DF1800T
HDMI	R978		nsp	00MNM12200020	CHIP RES.	220 OHM 1%	CRJ10DF2200T
HDMI	R979		nsp	90M-NN000810R	CHIP RES.	82 OHM 1%	CRJ10DF82R0T
HDMI	R980		nsp	90M-NN000820R	CHIP RES.	15 OHM 1%	CRJ10DF15R0T
HDMI	R981		nsp	00MNM12200020	CHIP RES.	220 OHM 1%	CRJ10DF2200T
HDMI	R982		nsp	00MNM11800020	CHIP RES.	180 OHM 1%	CRJ10DF1800T

NOTE : *nsp* PART IS LISTED FOR REFERENCE ONLY, MARANTZ WILL NOT SUPPLY THESE PARTS.

P.W.B. NAME	POS. NO.	VERS. COLOR	PART NO. (FOR EUR)	PART NO. (MZ)	PART NAME	DESCRIPTION	
HDMI	R983		nsp	00MNM11800020	CHIP RES.	180 OHM 1%	CRJ10DF1800T
HDMI	R984		nsp	00MNM12200020	CHIP RES.	220 OHM 1%	CRJ10DF2200T
HDMI	R985		nsp	90M-NN000810R	CHIP RES.	82 OHM 1%	CRJ10DF82R0T
HDMI	R986		nsp	90M-NN000820R	CHIP RES.	15 OHM 1%	CRJ10DF15R0T
HDMI	R987		nsp	00MNN05103610	CHIP RES.	10K OHM 1/10W J	CRJ10DJ103T
HDMI	R988		nsp	00MNN05103610	CHIP RES.	10K OHM 1/10W J	CRJ10DJ103T
HDMI	R989		nsp	00MNN05103610	CHIP RES.	10K OHM 1/10W J	CRJ10DJ103T
HDMI	R990		nsp	00MNN05103610	CHIP RES.	10K OHM 1/10W J	CRJ10DJ103T
HDMI	R991		nsp	00MNN05103610	CHIP RES.	10K OHM 1/10W J	CRJ10DJ103T
HDMI	R993		nsp	00MNN05000610	CHIP RES.	0 OHM 1/10W J	CRJ10DJ0R0T
HDMI	R994		nsp	00MNN05000610	CHIP RES.	0 OHM 1/10W J	CRJ10DJ0R0T
HDMI	R995		nsp	00MNN05000610	CHIP RES.	0 OHM 1/10W J	CRJ10DJ0R0T
HDMI	R996		nsp	00MNN05000610	CHIP RES.	0 OHM 1/10W J	CRJ10DJ0R0T
HDMI	R997		nsp	00MNN05000610	CHIP RES.	0 OHM 1/10W J	CRJ10DJ0R0T
HDMI	R999		nsp	00MNN05000610	CHIP RES.	0 OHM 1/10W J	CRJ10DJ0R0T
HDMI	RN31		90M-BW000470R	90M-BW000470R	RES. COMPO.	RES ARRAY 0 OHM 1608X4	CRJ104DJ0R0T
HDMI	RN32		90M-BW000470R	90M-BW000470R	RES. COMPO.	RES ARRAY 0 OHM 1608X4	CRJ104DJ0R0T
HDMI	RN33		90M-BW000470R	90M-BW000470R	RES. COMPO.	RES ARRAY 0 OHM 1608X4	CRJ104DJ0R0T
HDMI	RN34		90M-BW000470R	90M-BW000470R	RES. COMPO.	RES ARRAY 0 OHM 1608X4	CRJ104DJ0R0T
HDMI	RN35		90M-BW000470R	90M-BW000470R	RES. COMPO.	RES ARRAY 0 OHM 1608X4	CRJ104DJ0R0T
HDMI	RN36		90M-BW000470R	90M-BW000470R	RES. COMPO.	RES ARRAY 0 OHM 1608X4	CRJ104DJ0R0T
HDMI	RN37		90M-BW000470R	90M-BW000470R	RES. COMPO.	RES ARRAY 0 OHM 1608X4	CRJ104DJ0R0T
HDMI	RN38		90M-BW000470R	90M-BW000470R	RES. COMPO.	RES ARRAY 0 OHM 1608X4	CRJ104DJ0R0T
HDMI	RN39		90M-BW000470R	90M-BW000470R	RES. COMPO.	RES ARRAY 0 OHM 1608X4	CRJ104DJ0R0T
HDMI	RN40		90M-BW000470R	90M-BW000470R	RES. COMPO.	RES ARRAY 0 OHM 1608X4	CRJ104DJ0R0T
HDMI	RN41		90M-BW000400R	90M-BW000400R	RES. COMPO.	22 OHM X4 2012	CRJ104DJ220T
HDMI	RN42		90M-BW000400R	90M-BW000400R	RES. COMPO.	22 OHM X4 2012	CRJ104DJ220T
HDMI	RN43		90M-BW000400R	90M-BW000400R	RES. COMPO.	22 OHM X4 2012	CRJ104DJ220T
HDMI	RN44		90M-BW000400R	90M-BW000400R	RES. COMPO.	22 OHM X4 2012	CRJ104DJ220T
HDMI	RN61		90M-BW000400R	90M-BW000400R	RES. COMPO.	22 OHM X4 2012	CRJ104DJ220T
HDMI	RN62		90M-BW000400R	90M-BW000400R	RES. COMPO.	22 OHM X4 2012	CRJ104DJ220T
HDMI	RN63		90M-BW000400R	90M-BW000400R	RES. COMPO.	22 OHM X4 2012	CRJ104DJ220T
HDMI	RN64		90M-BW000470R	90M-BW000470R	RES. COMPO.	RES ARRAY 0 OHM 1608X4	CRJ104DJ0R0T
HDMI	RN65		90M-BW000470R	90M-BW000470R	RES. COMPO.	RES ARRAY 0 OHM 1608X4	CRJ104DJ0R0T
HDMI	RN66		90M-BW000400R	90M-BW000400R	RES. COMPO.	22 OHM X4 2012	CRJ104DJ220T
HDMI	RN67		90M-BW000400R	90M-BW000400R	RES. COMPO.	22 OHM X4 2012	CRJ104DJ220T
HDMI	RN68		90M-BW000400R	90M-BW000400R	RES. COMPO.	22 OHM X4 2012	CRJ104DJ220T
HDMI	RN69		90M-BW000400R	90M-BW000400R	RES. COMPO.	22 OHM X4 2012	CRJ104DJ220T
HDMI	RN70		90M-BW000400R	90M-BW000400R	RES. COMPO.	22 OHM X4 2012	CRJ104DJ220T
HDMI	RN71		90M-BW000400R	90M-BW000400R	RES. COMPO.	22 OHM X4 2012	CRJ104DJ220T
HDMI	RN72		90M-BW000400R	90M-BW000400R	RES. COMPO.	22 OHM X4 2012	CRJ104DJ220T
HDMI	RN73		90M-BW000400R	90M-BW000400R	RES. COMPO.	22 OHM X4 2012	CRJ104DJ220T
HDMI	RN75		90M-BW000400R	90M-BW000400R	RES. COMPO.	22 OHM X4 2012	CRJ104DJ220T
HDMI	RN76		90M-BW000400R	90M-BW000400R	RES. COMPO.	22 OHM X4 2012	CRJ104DJ220T
HDMI	RN77		90M-BW000400R	90M-BW000400R	RES. COMPO.	22 OHM X4 2012	CRJ104DJ220T
HDMI	RN78		90M-BW000400R	90M-BW000400R	RES. COMPO.	22 OHM X4 2012	CRJ104DJ220T
HDMI	RN81		90M-BW000400R	90M-BW000400R	RES. COMPO.	22 OHM X4 2012	CRJ104DJ220T
HDMI	RN82		90M-BW000400R	90M-BW000400R	RES. COMPO.	22 OHM X4 2012	CRJ104DJ220T
HDMI	RN83		90M-BW000400R	90M-BW000400R	RES. COMPO.	22 OHM X4 2012	CRJ104DJ220T
HDMI	RN84		90M-BW000400R	90M-BW000400R	RES. COMPO.	22 OHM X4 2012	CRJ104DJ220T
HDMI	RN85		90M-BW000400R	90M-BW000400R	RES. COMPO.	22 OHM X4 2012	CRJ104DJ220T
HDMI	RN86		90M-BW000400R	90M-BW000400R	RES. COMPO.	22 OHM X4 2012	CRJ104DJ220T
HDMI	RN87		90M-BW000400R	90M-BW000400R	RES. COMPO.	22 OHM X4 2012	CRJ104DJ220T
HDMI	RN88		90M-BW000400R	90M-BW000400R	RES. COMPO.	22 OHM X4 2012	CRJ104DJ220T
HDMI	RN89		90M-BW000400R	90M-BW000400R	RES. COMPO.	22 OHM X4 2012	CRJ104DJ220T
HDMI	RN90		90M-BW000400R	90M-BW000400R	RES. COMPO.	22 OHM X4 2012	CRJ104DJ220T
HDMI	X301		90M-JX001430R	90M-JX001430R	X'TAL	28.322MHZ HC-49/S	COX28322E180TF
HDMI	X601		90M-JX001360R	90M-JX001360R	X'TAL	28.636MHZ	COX28636E330TF
HDMI	X901		90M-JX001190R	90M-JX001190R	X'TAL	20MHZ	HOX20000E220TF
					INPUT PWB (CUP12006Z)		
INPUT	BC72		nsp	nsp	CORD	WIRE ASSY 2P 150MM	CWB1C902150NN
INPUT	BN11		nsp	nsp	CORD	WIRE ASSY	CWB1B907300EN
INPUT	BN19	F N	nsp	nsp	CORD	WIRE ASSY	CWB1B903100EN
INPUT	BN19	/K1G	nsp	nsp	CORD	WIRE ASSY 3P 200MM	CWB1C903200EN
INPUT	BN19	/N1B	nsp	nsp	CORD	WIRE ASSY	CWB1B903100EN
INPUT	BN19	/N1S	nsp	nsp	CORD	WIRE ASSY	CWB1B903100EN
INPUT	BN19	/U1B	nsp	nsp	CORD	WIRE ASSY	CWB1B903100EN

NOTE : "nsp" PART IS LISTED FOR REFERENCE ONLY, MARANTZ WILL NOT SUPPLY THESE PARTS.

P.W.B. NAME	POS. NO.	VERS. COLOR	PART NO. (FOR EUR)	PART NO. (MZ)	PART NAME	DESCRIPTION	
INPUT	BN23		nsp	nsp	CORD	WIRE ASSY 9P 250MM	CWZSR7002BN23
INPUT	BN24		nsp	nsp	CORD	WIRE ASSY 7P 200MM	CWZSR7002BN24
INPUT	BN30		nsp	nsp	CORD	WIRE ASSY	CWB1D912130EN
INPUT	BN46		nsp	nsp	CORD	WIRE ASSY	CWB1B904100EN
INPUT	BN93		nsp	nsp	CORD	WIRE ASSY	CWB1D908450BM
INPUT	C201		nsp	00MDD95471300	CER. CAP.	470PF 50V JA	CCUS1H471JA
INPUT	C202		nsp	00MDD95471300	CER. CAP.	470PF 50V JA	CCUS1H471JA
INPUT	C203		nsp	00MDD95471300	CER. CAP.	470PF 50V JA	CCUS1H471JA
INPUT	C204		nsp	00MDD95471300	CER. CAP.	470PF 50V JA	CCUS1H471JA
INPUT	C205		nsp	00MDD95471300	CER. CAP.	470PF 50V JA	CCUS1H471JA
INPUT	C206		nsp	00MDD95471300	CER. CAP.	470PF 50V JA	CCUS1H471JA
INPUT	C207		nsp	00MDD95471300	CER. CAP.	470PF 50V JA	CCUS1H471JA
INPUT	C208		nsp	00MDD95471300	CER. CAP.	470PF 50V JA	CCUS1H471JA
INPUT	C209		nsp	00MDD95471300	CER. CAP.	470PF 50V JA	CCUS1H471JA
INPUT	C210		nsp	00MDD95471300	CER. CAP.	470PF 50V JA	CCUS1H471JA
INPUT	C211		nsp	00MDD95471300	CER. CAP.	470PF 50V JA	CCUS1H471JA
INPUT	C212		nsp	00MDD95471300	CER. CAP.	470PF 50V JA	CCUS1H471JA
INPUT	C213		nsp	00MDD95471300	CER. CAP.	470PF 50V JA	CCUS1H471JA
INPUT	C214		nsp	00MDD95471300	CER. CAP.	470PF 50V JA	CCUS1H471JA
INPUT	C215		nsp	00MDD95471300	CER. CAP.	470PF 50V JA	CCUS1H471JA
INPUT	C216		nsp	00MDD95471300	CER. CAP.	470PF 50V JA	CCUS1H471JA
INPUT	C217		nsp	00MDD95471300	CER. CAP.	470PF 50V JA	CCUS1H471JA
INPUT	C218		nsp	00MDD95471300	CER. CAP.	470PF 50V JA	CCUS1H471JA
INPUT	C219		nsp	00MDD95471300	CER. CAP.	470PF 50V JA	CCUS1H471JA
INPUT	C220		nsp	00MDD95471300	CER. CAP.	470PF 50V JA	CCUS1H471JA
INPUT	C221		nsp	00MDD95471300	CER. CAP.	470PF 50V JA	CCUS1H471JA
INPUT	C222		nsp	00MDD95471300	CER. CAP.	470PF 50V JA	CCUS1H471JA
INPUT	C225		nsp	00MOA10605020	ELECT CAP.	10UF 50V	CCEA1HH100T
INPUT	C233		nsp	00MOA10605020	ELECT CAP.	10UF 50V	CCEA1HH100T
INPUT	C234		nsp	00MOA10605020	ELECT CAP.	10UF 50V	CCEA1HH100T
INPUT	C235		nsp	00MOA10605020	ELECT CAP.	10UF 50V	CCEA1HH100T
INPUT	C236		nsp	00MOA10605020	ELECT CAP.	10UF 50V	CCEA1HH100T
INPUT	C237		nsp	00MOA10605020	ELECT CAP.	10UF 50V	CCEA1HH100T
INPUT	C238		nsp	00MOA10605020	ELECT CAP.	10UF 50V	CCEA1HH100T
INPUT	C239		nsp	00MOA10605020	ELECT CAP.	10UF 50V	CCEA1HH100T
INPUT	C240		nsp	00MOA10605020	ELECT CAP.	10UF 50V	CCEA1HH100T
INPUT	C241		nsp	00MOA10605020	ELECT CAP.	10UF 50V	CCEA1HH100T
INPUT	C242		nsp	00MOA10605020	ELECT CAP.	10UF 50V	CCEA1HH100T
INPUT	C245		nsp	00MOA10605020	ELECT CAP.	10UF 50V	CCEA1HH100T
INPUT	C246		nsp	00MOA10605020	ELECT CAP.	10UF 50V	CCEA1HH100T
INPUT	C247		nsp	00MOA10605020	ELECT CAP.	10UF 50V	CCEA1HH100T
INPUT	C248		nsp	00MOA10605020	ELECT CAP.	10UF 50V	CCEA1HH100T
INPUT	C249		nsp	00MOA10605020	ELECT CAP.	10UF 50V	CCEA1HH100T
INPUT	C250		nsp	00MOA10605020	ELECT CAP.	10UF 50V	CCEA1HH100T
INPUT	C251		nsp	00MOA10605020	ELECT CAP.	10UF 50V	CCEA1HH100T
INPUT	C252		nsp	00MOA10605020	ELECT CAP.	10UF 50V	CCEA1HH100T
INPUT	C253		nsp	00MDK96104300	CER. CAP.	0.1UF 50V K	CCUS1H104KC
INPUT	C254		nsp	00MDK96104300	CER. CAP.	0.1UF 50V K	CCUS1H104KC
INPUT	C255		nsp	00MOA10605020	ELECT CAP.	10UF 50V	CCEA1HH100T
INPUT	C256		nsp	00MOA10605020	ELECT CAP.	10UF 50V	CCEA1HH100T
INPUT	C257		nsp	00MDK96104300	CER. CAP.	0.1UF 50V K	CCUS1H104KC
INPUT	C258		nsp	00MDK96104300	CER. CAP.	0.1UF 50V K	CCUS1H104KC
INPUT	C259		nsp	00MOA10605020	ELECT CAP.	10UF 50V	CCEA1HH100T
INPUT	C260		nsp	00MOA10605020	ELECT CAP.	10UF 50V	CCEA1HH100T
INPUT	C261		nsp	00MDK96104300	CER. CAP.	0.1UF 50V K	CCUS1H104KC
INPUT	C262		nsp	00MDK96104300	CER. CAP.	0.1UF 50V K	CCUS1H104KC
INPUT	C263		nsp	00MOA10605020	ELECT CAP.	10UF 50V	CCEA1HH100T
INPUT	C264		nsp	00MOA10605020	ELECT CAP.	10UF 50V	CCEA1HH100T
INPUT	C265		nsp	00MDK96104300	CER. CAP.	0.1UF 50V K	CCUS1H104KC
INPUT	C266		nsp	00MDK96104300	CER. CAP.	0.1UF 50V K	CCUS1H104KC
INPUT	C267		nsp	00MOA10605020	ELECT CAP.	10UF 50V	CCEA1HH100T
INPUT	C268		nsp	00MOA10605020	ELECT CAP.	10UF 50V	CCEA1HH100T
INPUT	C269		nsp	00MOA10605020	ELECT CAP.	10UF 50V	CCEA1HH100T
INPUT	C270		nsp	00MOA10605020	ELECT CAP.	10UF 50V	CCEA1HH100T
INPUT	C271		nsp	00MDK96104300	CER. CAP.	0.1UF 50V K	CCUS1H104KC
INPUT	C272		nsp	00MDK96104300	CER. CAP.	0.1UF 50V K	CCUS1H104KC
INPUT	C273		nsp	00MOA10605020	ELECT CAP.	10UF 50V	CCEA1HH100T

NOTE : *nsp* PART IS LISTED FOR REFERENCE ONLY, MARANTZ WILL NOT SUPPLY THESE PARTS.

P.W.B. NAME	POS. NO.	VERS. COLOR	PART NO. (FOR EUR)	PART NO. (MZ)	PART NAME	DESCRIPTION	
INPUT	C274		nsp	00MOA10605020	ELECT CAP.	10UF 50V	CCEA1HH100T
INPUT	C275		nsp	00MOA10605020	ELECT CAP.	10UF 50V	CCEA1HH100T
INPUT	C276		nsp	00MOA10605020	ELECT CAP.	10UF 50V	CCEA1HH100T
INPUT	C277		nsp	00MDK96104300	CER. CAP.	0.1UF 50V K	CCUS1H104KC
INPUT	C278		nsp	00MDK96104300	CER. CAP.	0.1UF 50V K	CCUS1H104KC
INPUT	C279		nsp	00MOA10605020	ELECT CAP.	10UF 50V	CCEA1HH100T
INPUT	C280		nsp	00MOA10605020	ELECT CAP.	10UF 50V	CCEA1HH100T
INPUT	C287		nsp	00MDK96104300	CER. CAP.	0.1UF 50V K	CCUS1H104KC
INPUT	C288		nsp	00MDK96104300	CER. CAP.	0.1UF 50V K	CCUS1H104KC
INPUT	C289		nsp	00MDD95101300	CER. CAP.	100PF 50V JA	CCUS1H101JA
INPUT	C290		nsp	00MDK96104300	CER. CAP.	0.1UF 50V K	CCUS1H104KC
INPUT	C291		nsp	00MDK96104300	CER. CAP.	0.1UF 50V K	CCUS1H104KC
INPUT	C292		nsp	00MDD95101300	CER. CAP.	100PF 50V JA	CCUS1H101JA
INPUT	C293		nsp	00MOA10605020	ELECT CAP.	10UF 50V	CCEA1HH100T
INPUT	C294		nsp	00MDK96104300	CER. CAP.	0.1UF 50V K	CCUS1H104KC
INPUT	C295		nsp	00MDK96104300	CER. CAP.	0.1UF 50V K	CCUS1H104KC
INPUT	C296		nsp	00MDD91100300	CER. CAP.	10PF 50V JA	CCUS1H100JA
INPUT	C297		nsp	00MOA10605020	ELECT CAP.	10UF 50V	CCEA1HH100T
INPUT	C298		nsp	00MOA10605020	ELECT CAP.	10UF 50V	CCEA1HH100T
INPUT	C300		nsp	00MOA10605020	ELECT CAP.	10UF 50V	CCEA1HH100T
INPUT	C301		nsp	00MOA10605020	ELECT CAP.	10UF 50V	CCEA1HH100T
INPUT	C303		nsp	00MOA10605020	ELECT CAP.	10UF 50V	CCEA1HH100T
INPUT	C304		nsp	00MOA47602520	ELECT CAP.	47UF 25V	CCEA1EH470T
INPUT	C305		nsp	00MDK96104300	CER. CAP.	0.1UF 50V K	CCUS1H104KC
INPUT	C306		nsp	00MOA47602520	ELECT CAP.	47UF 25V	CCEA1EH470T
INPUT	C307		nsp	00MDK96104300	CER. CAP.	0.1UF 50V K	CCUS1H104KC
INPUT	C308		nsp	00MDD95101300	CER. CAP.	100PF 50V JA	CCUS1H101JA
INPUT	C309		nsp	00MOA10605020	ELECT CAP.	10UF 50V	CCEA1HH100T
INPUT	C310		nsp	00MOA10605020	ELECT CAP.	10UF 50V	CCEA1HH100T
INPUT	C311		nsp	00MOA10605020	ELECT CAP.	10UF 50V	CCEA1HH100T
INPUT	C312		nsp	00MOA10605020	ELECT CAP.	10UF 50V	CCEA1HH100T
INPUT	C313		nsp	00MOA10605020	ELECT CAP.	10UF 50V	CCEA1HH100T
INPUT	C315		nsp	00MOA47602520	ELECT CAP.	47UF 25V	CCEA1EH470T
INPUT	C316		nsp	00MDK96104300	CER. CAP.	0.1UF 50V K	CCUS1H104KC
INPUT	C317		nsp	00MOA47602520	ELECT CAP.	47UF 25V	CCEA1EH470T
INPUT	C318		nsp	00MDK96104300	CER. CAP.	0.1UF 50V K	CCUS1H104KC
INPUT	C319		nsp	00MDD95101300	CER. CAP.	100PF 50V JA	CCUS1H101JA
INPUT	C320		nsp	00MOA22605020	ELECT CAP.	22UF 50V	CCEA1HH220T
INPUT	C321		nsp	00MOA22605020	ELECT CAP.	22UF 50V	CCEA1HH220T
INPUT	C322		nsp	00MOA22605020	ELECT CAP.	22UF 50V	CCEA1HH220T
INPUT	C323		nsp	00MOA22605020	ELECT CAP.	22UF 50V	CCEA1HH220T
INPUT	C324		nsp	00MDD95101300	CER. CAP.	100PF 50V JA	CCUS1H101JA
INPUT	C325		nsp	00MDD95101300	CER. CAP.	100PF 50V JA	CCUS1H101JA
INPUT	C326		nsp	00MDK96104300	CER. CAP.	0.1UF 50V K	CCUS1H104KC
INPUT	C327		nsp	00MDK96104300	CER. CAP.	0.1UF 50V K	CCUS1H104KC
INPUT	C328		nsp	00MOA22605020	ELECT CAP.	22UF 50V	CCEA1HH220T
INPUT	C329		nsp	00MOA22605020	ELECT CAP.	22UF 50V	CCEA1HH220T
INPUT	C330		nsp	00MDD95471300	CER. CAP.	470PF 50V JA	CCUS1H471JA
INPUT	C331		nsp	00MDD95471300	CER. CAP.	470PF 50V JA	CCUS1H471JA
INPUT	C332		nsp	00MOA22605020	ELECT CAP.	22UF 50V	CCEA1HH220T
INPUT	C333		nsp	00MOA22605020	ELECT CAP.	22UF 50V	CCEA1HH220T
INPUT	C334		nsp	00MOA22605020	ELECT CAP.	22UF 50V	CCEA1HH220T
INPUT	C335		nsp	00MOA22605020	ELECT CAP.	22UF 50V	CCEA1HH220T
INPUT	C336		nsp	00MDD95101300	CER. CAP.	100PF 50V JA	CCUS1H101JA
INPUT	C337		nsp	00MDD95101300	CER. CAP.	100PF 50V JA	CCUS1H101JA
INPUT	C338		nsp	00MDK96104300	CER. CAP.	0.1UF 50V K	CCUS1H104KC
INPUT	C339		nsp	00MDK96104300	CER. CAP.	0.1UF 50V K	CCUS1H104KC
INPUT	C340		nsp	00MOA22605020	ELECT CAP.	22UF 50V	CCEA1HH220T
INPUT	C341		nsp	00MOA22605020	ELECT CAP.	22UF 50V	CCEA1HH220T
INPUT	C342		nsp	00MDD95471300	CER. CAP.	470PF 50V JA	CCUS1H471JA
INPUT	C343		nsp	00MDD95471300	CER. CAP.	470PF 50V JA	CCUS1H471JA
INPUT	C344		nsp	00MOA22605020	ELECT CAP.	22UF 50V	CCEA1HH220T
INPUT	C345		nsp	00MOA22605020	ELECT CAP.	22UF 50V	CCEA1HH220T
INPUT	C346		nsp	00MOA22605020	ELECT CAP.	22UF 50V	CCEA1HH220T
INPUT	C347		nsp	00MOA22605020	ELECT CAP.	22UF 50V	CCEA1HH220T
INPUT	C348		nsp	00MDD95101300	CER. CAP.	100PF 50V JA	CCUS1H101JA
INPUT	C349		nsp	00MDD95101300	CER. CAP.	100PF 50V JA	CCUS1H101JA

NOTE : "nsp" PART IS LISTED FOR REFERENCE ONLY, MARANTZ WILL NOT SUPPLY THESE PARTS.

P.W.B. NAME	POS. NO.	VERS. COLOR	PART NO. (FOR EUR)	PART NO. (MZ)	PART NAME	DESCRIPTION
INPUT	C350		nsp	00MDK96104300	CER. CAP.	0.1UF 50V K CCUS1H104KC
INPUT	C351		nsp	00MDK96104300	CER. CAP.	0.1UF 50V K CCUS1H104KC
INPUT	C352		nsp	00MOA22605020	ELECT CAP.	22UF 50V CCEA1HH220T
INPUT	C353		nsp	00MOA22605020	ELECT CAP.	22UF 50V CCEA1HH220T
INPUT	C354		nsp	00MDD95471300	CER. CAP.	470PF 50V JA CCUS1H471JA
INPUT	C355		nsp	00MDD95471300	CER. CAP.	470PF 50V JA CCUS1H471JA
INPUT	C356		nsp	00MOA22605020	ELECT CAP.	22UF 50V CCEA1HH220T
INPUT	C357		nsp	00MOA22605020	ELECT CAP.	22UF 50V CCEA1HH220T
INPUT	C358		nsp	00MOA22605020	ELECT CAP.	22UF 50V CCEA1HH220T
INPUT	C359		nsp	00MOA47602520	ELECT CAP.	47UF 25V CCEA1EH470T
INPUT	C360		nsp	00MDD95101300	CER. CAP.	100PF 50V JA CCUS1H101JA
INPUT	C361		nsp	00MDD95101300	CER. CAP.	100PF 50V JA CCUS1H101JA
INPUT	C362		nsp	00MDK96104300	CER. CAP.	0.1UF 50V K CCUS1H104KC
INPUT	C363		nsp	00MDK96104300	CER. CAP.	0.1UF 50V K CCUS1H104KC
INPUT	C364		nsp	00MOA22605020	ELECT CAP.	22UF 50V CCEA1HH220T
INPUT	C365		nsp	00MOA22605020	ELECT CAP.	22UF 50V CCEA1HH220T
INPUT	C366		nsp	00MDD95471300	CER. CAP.	470PF 50V JA CCUS1H471JA
INPUT	C367		nsp	00MDD95471300	CER. CAP.	470PF 50V JA CCUS1H471JA
INPUT	C368		nsp	00MOA22605020	ELECT CAP.	22UF 50V CCEA1HH220T
INPUT	C369		nsp	00MOA22605020	ELECT CAP.	22UF 50V CCEA1HH220T
INPUT	C370		nsp	00MOA22605020	ELECT CAP.	22UF 50V CCEA1HH220T
INPUT	C371		nsp	00MOA22605020	ELECT CAP.	22UF 50V CCEA1HH220T
INPUT	C372		nsp	00MDD95101300	CER. CAP.	100PF 50V JA CCUS1H101JA
INPUT	C373		nsp	00MDD95101300	CER. CAP.	100PF 50V JA CCUS1H101JA
INPUT	C374		nsp	00MDK96104300	CER. CAP.	0.1UF 50V K CCUS1H104KC
INPUT	C375		nsp	00MDK96104300	CER. CAP.	0.1UF 50V K CCUS1H104KC
INPUT	C376		nsp	00MOA22605020	ELECT CAP.	22UF 50V CCEA1HH220T
INPUT	C377		nsp	00MOA22605020	ELECT CAP.	22UF 50V CCEA1HH220T
INPUT	C378		nsp	00MDD95471300	CER. CAP.	470PF 50V JA CCUS1H471JA
INPUT	C379		nsp	00MDD95471300	CER. CAP.	470PF 50V JA CCUS1H471JA
INPUT	C392		nsp	00MOA10605020	ELECT CAP.	10UF 50V CCEA1HH100T
INPUT	C393		nsp	00MOA22701620	ELECT CAP.	220UF 16V CCEA1CH221T
INPUT	C394		nsp	00MDD95101300	CER. CAP.	100PF 50V JA CCUS1H101JA
INPUT	C395		nsp	00MDD95101300	CER. CAP.	100PF 50V JA CCUS1H101JA
INPUT	C396		nsp	00MDD95101300	CER. CAP.	100PF 50V JA CCUS1H101JA
INPUT	C397		nsp	00MDD95101300	CER. CAP.	100PF 50V JA CCUS1H101JA
INPUT	C398		nsp	00MDD95101300	CER. CAP.	100PF 50V JA CCUS1H101JA
INPUT	C399		nsp	00MDD95101300	CER. CAP.	100PF 50V JA CCUS1H101JA
INPUT	C400		nsp	00MDK96104300	CER. CAP.	0.1UF 50V K CCUS1H104KC
INPUT	C401		nsp	00MOA47702520	ELECT CAP.	470UF/25V CCEA1EH471E
INPUT	C402		nsp	00MDK96104300	CER. CAP.	0.1UF 50V K CCUS1H104KC
INPUT	C403		nsp	00MOA47602520	ELECT CAP.	47UF 25V CCEA1EH470T
INPUT	C404		nsp	00MDK96104300	CER. CAP.	0.1UF 50V K CCUS1H104KC
INPUT	C405		90M-EA000930R	90M-EA000930R	ELECT CAP.	3300UF 16V CCEA1CH332E
INPUT	C406		nsp	00MDK96104300	CER. CAP.	0.1UF 50V K CCUS1H104KC
INPUT	C407		nsp	00MOA10701620	ELECT CAP.	100UF 16V CCEA1CH101T
INPUT	C408		nsp	00MDK96103300	CER. CAP.	0.01UF 50V KC CCUS1H103KC
INPUT	C409		nsp	00MDK96103300	CER. CAP.	0.01UF 50V KC CCUS1H103KC
INPUT	C410		nsp	00MDK96103300	CER. CAP.	0.01UF 50V KC CCUS1H103KC
INPUT	C411		nsp	00MDK96103300	CER. CAP.	0.01UF 50V KC CCUS1H103KC
INPUT	C412		nsp	00MOA10605020	ELECT CAP.	10UF 50V CCEA1HH100T
INPUT	C413		nsp	00MOA10605020	ELECT CAP.	10UF 50V CCEA1HH100T
INPUT	C414		nsp	00MDK96104300	CER. CAP.	0.1UF 50V K CCUS1H104KC
INPUT	C415		nsp	00MDK96104300	CER. CAP.	0.1UF 50V K CCUS1H104KC
INPUT	C416		nsp	00MOA10605020	ELECT CAP.	10UF 50V CCEA1HH100T
INPUT	C417		nsp	00MOA10605020	ELECT CAP.	10UF 50V CCEA1HH100T
INPUT	C418		nsp	00MDK96104300	CER. CAP.	0.1UF 50V K CCUS1H104KC
INPUT	C419		nsp	00MDK96104300	CER. CAP.	0.1UF 50V K CCUS1H104KC
INPUT	C420		nsp	00MOA10605020	ELECT CAP.	10UF 50V CCEA1HH100T
INPUT	C421		nsp	00MOA10605020	ELECT CAP.	10UF 50V CCEA1HH100T
INPUT	C422		nsp	00MDK96104300	CER. CAP.	0.1UF 50V K CCUS1H104KC
INPUT	C423		nsp	00MDK96104300	CER. CAP.	0.1UF 50V K CCUS1H104KC
INPUT	C424		nsp	00MOA10605020	ELECT CAP.	10UF 50V CCEA1HH100T
INPUT	C425		nsp	00MOA10605020	ELECT CAP.	10UF 50V CCEA1HH100T
INPUT	C426		nsp	00MDK96104300	CER. CAP.	0.1UF 50V K CCUS1H104KC
INPUT	C427		nsp	00MDK96104300	CER. CAP.	0.1UF 50V K CCUS1H104KC
INPUT	C428		nsp	00MDD95101300	CER. CAP.	100PF 50V JA CCUS1H101JA

NOTE : *nsp* PART IS LISTED FOR REFERENCE ONLY, MARANTZ WILL NOT SUPPLY THESE PARTS.

P.W.B. NAME	POS. NO.	VERS. COLOR	PART NO. (FOR EUR)	PART NO. (MZ)	PART NAME	DESCRIPTION	
INPUT	C429		nsp	00MDD95101300	CER. CAP.	100PF 50V JA	CCUS1H101JA
INPUT	C430		nsp	90M-OA000570R	ELECT CAP.	1000UF 10V	CCEA1AH102E
INPUT	CN22		nsp	nsp	CONN.	15P WAFER	CJP15GA19ZY
INPUT	CN26		nsp	nsp	CONN.	15P WAFER	CJP15GA19ZY
INPUT	CN27		nsp	nsp	CONN.	17P WAFER CARD CABLE	CJP17GA115ZY
INPUT	CN28		nsp	nsp	CONN.	21P FPC WAFER	CJP21GA117ZY
INPUT	D201		00MHZ21303210	00MHZ21303210	DIODE	1SS355	CVD1SS355T
INPUT	D203		00MHZ21303210	00MHZ21303210	DIODE	1SS355	CVD1SS355T
INPUT	D205		00MHZ21303210	00MHZ21303210	DIODE	1SS355	CVD1SS355T
INPUT	D206		00MHZ21303210	00MHZ21303210	DIODE	1SS355	CVD1SS355T
INPUT	D207		00MHZ21303210	00MHZ21303210	DIODE	1SS355	CVD1SS355T
INPUT	D208		00MHZ21303210	00MHZ21303210	DIODE	1SS355	CVD1SS355T
INPUT	D209		00MHZ21303210	00MHZ21303210	DIODE	1SS355	CVD1SS355T
INPUT	D216		00MHZ21303210	00MHZ21303210	DIODE	1SS355	CVD1SS355T
INPUT	D217		00MHZ21303210	00MHZ21303210	DIODE	1SS355	CVD1SS355T
INPUT	IC21		90M-HC109900R	90M-HC109900R	IC	TC94A46CFG	CVITC94A46CFG
INPUT	IC22		00MHC10466050	00MHC10466050	IC	TC9274CNG-016	CVITC9274CNG-016
INPUT	IC23		00MHC10102090	00MHC10102090	IC	NJM2068MD-TE1	HVINJM2068MDTE1
INPUT	IC24		00MHC10102090	00MHC10102090	IC	NJM2068MD-TE1	HVINJM2068MDTE1
INPUT	IC25		00MHC10102090	00MHC10102090	IC	NJM2068MD-TE1	HVINJM2068MDTE1
INPUT	IC26		00MHC10102090	00MHC10102090	IC	NJM2068MD-TE1	HVINJM2068MDTE1
INPUT	IC27		00MHC10102090	00MHC10102090	IC	NJM2068MD-TE1	HVINJM2068MDTE1
INPUT	IC28		00MHC10102090	00MHC10102090	IC	NJM2068MD-TE1	HVINJM2068MDTE1
INPUT	IC32		00MHC10102090	00MHC10102090	IC	NJM2068MD-TE1	HVINJM2068MDTE1
INPUT	IC33		90M-HC109930R	90M-HC109930R	IC	TC9482BFG	HVITC9482BFG
INPUT	IC34		90M-HC109930R	90M-HC109930R	IC	TC9482BFG	HVITC9482BFG
INPUT	IC35		00MHC10102090	00MHC10102090	IC	NJM2068MD-TE1	HVINJM2068MDTE1
INPUT	IC36		00MHC10102090	00MHC10102090	IC	NJM2068MD-TE1	HVINJM2068MDTE1
INPUT	IC37		00MHC10102090	00MHC10102090	IC	NJM2068MD-TE1	HVINJM2068MDTE1
INPUT	IC38		00MHC10102090	00MHC10102090	IC	NJM2068MD-TE1	HVINJM2068MDTE1
INPUT	IC39		00MHC10102090	00MHC10102090	IC	NJM2068MD-TE1	HVINJM2068MDTE1
INPUT	IC41		00MHC10102090	00MHC10102090	IC	NJM2068MD-TE1	HVINJM2068MDTE1
INPUT	IC42		00MHC10102090	00MHC10102090	IC	NJM2068MD-TE1	HVINJM2068MDTE1
INPUT	IC43		00MHC10102090	00MHC10102090	IC	NJM2068MD-TE1	HVINJM2068MDTE1
INPUT	IC44		00MHC10102090	00MHC10102090	IC	NJM2068MD-TE1	HVINJM2068MDTE1
INPUT	JK21		90M-YT002960R	90M-YT002960R	TERMINAL	CINCH 6P AUDIO	CJJ4R019Z
INPUT	JK22		90M-YT002960R	90M-YT002960R	TERMINAL	CINCH 6P AUDIO	CJJ4R019Z
INPUT	JK23		90M-YT002960R	90M-YT002960R	TERMINAL	CINCH 6P AUDIO	CJJ4R019Z
INPUT	JK24		90M-YT003230R	90M-YT003230R	TERMINAL	CINCH 4P AUDIO	CJJ4P014Y
INPUT	Q201		90M-HX800010R	90M-HX800010R	CHIP TRS.	KRC102S	HVTKRC102S
INPUT	Q205		90M-HT300970R	90M-HT300970R	TRS.	KTC2875B	HVTKTC2875B
INPUT	Q206		90M-HT300970R	90M-HT300970R	TRS.	KTC2875B	HVTKTC2875B
INPUT	Q207		90M-HT300970R	90M-HT300970R	TRS.	KTC2875B	HVTKTC2875B
INPUT	Q208		90M-HT300970R	90M-HT300970R	TRS.	KTC2875B	HVTKTC2875B
INPUT	Q209		90M-HT300970R	90M-HT300970R	TRS.	KTC2875B	HVTKTC2875B
INPUT	Q210		90M-HT300970R	90M-HT300970R	TRS.	KTC2875B	HVTKTC2875B
INPUT	Q211		90M-HT300970R	90M-HT300970R	TRS.	KTC2875B	HVTKTC2875B
INPUT	Q212		90M-HT300970R	90M-HT300970R	TRS.	KTC2875B	HVTKTC2875B
INPUT	Q213		90M-HT300970R	90M-HT300970R	TRS.	KTC2875B	HVTKTC2875B
INPUT	Q214		90M-HT300970R	90M-HT300970R	TRS.	KTC2875B	HVTKTC2875B
INPUT	Q215		90M-HT300970R	90M-HT300970R	TRS.	KTC2875B	HVTKTC2875B
INPUT	Q216		90M-HT300970R	90M-HT300970R	TRS.	KTC2875B	HVTKTC2875B
INPUT	Q217		90M-HT300970R	90M-HT300970R	TRS.	KTC2875B	HVTKTC2875B
INPUT	Q218		90M-HT300970R	90M-HT300970R	TRS.	KTC2875B	HVTKTC2875B
INPUT	Q219		90M-HT300970R	90M-HT300970R	TRS.	KTC2875B	HVTKTC2875B
INPUT	Q220		90M-HT300970R	90M-HT300970R	TRS.	KTC2875B	HVTKTC2875B
INPUT	Q221		90M-HT300970R	90M-HT300970R	TRS.	KTC2875B	HVTKTC2875B
INPUT	Q222		90M-HT300970R	90M-HT300970R	TRS.	KTC2875B	HVTKTC2875B
INPUT	Q223		90M-HT300970R	90M-HT300970R	TRS.	KTC2875B	HVTKTC2875B
INPUT	Q224		90M-HT300970R	90M-HT300970R	TRS.	KTC2875B	HVTKTC2875B
INPUT	Q229		00D2690191903	00D2690191903	CHIP TRS.	KRA104S	HVTKRA104S
INPUT	Q230		00D2690191903	00D2690191903	CHIP TRS.	KRA104S	HVTKRA104S
INPUT	Q231		00D2690191903	00D2690191903	CHIP TRS.	KRA104S	HVTKRA104S
INPUT	Q232		00D2690191903	00D2690191903	CHIP TRS.	KRA104S	HVTKRA104S
INPUT	Q233		00D2690191903	00D2690191903	CHIP TRS.	KRA104S	HVTKRA104S
INPUT	Q234		00D2690191903	00D2690191903	CHIP TRS.	KRA104S	HVTKRA104S
INPUT	Q236		00D2690193901	00D2690193901	CHIP TRS.	KRC104S	CVTKRC104S

NOTE : "nsp" PART IS LISTED FOR REFERENCE ONLY, MARANTZ WILL NOT SUPPLY THESE PARTS.

P.W.B. NAME	POS. NO.	VERS. COLOR	PART NO. (FOR EUR)	PART NO. (MZ)	PART NAME	DESCRIPTION
INPUT	Q237		00D2690193901	00D2690193901	CHIP TRS.	KRC104S CVTKRC104S
INPUT	Q238		00D2690193901	00D2690193901	CHIP TRS.	KRC104S CVTKRC104S
INPUT	Q239		00D2690193901	00D2690193901	CHIP TRS.	KRC104S CVTKRC104S
INPUT	Q240		00D2690193901	00D2690193901	CHIP TRS.	KRC104S CVTKRC104S
INPUT	Q241		00D2690193901	00D2690193901	CHIP TRS.	KRC104S CVTKRC104S
INPUT	Q243		00D2690191903	00D2690191903	CHIP TRS.	KRA104S HVTKRA104S
INPUT	Q244		00D2690193901	00D2690193901	CHIP TRS.	KRC104S CVTKRC104S
INPUT	Q245		90M-HX800010R	90M-HX800010R	CHIP TRS.	KRC102S HVTKRC102S
INPUT	R201		nsp	00MNN05101610	CHIP RES.	100 OHM 1/10W J CRJ10DJ101T
INPUT	R202		nsp	00MNN05101610	CHIP RES.	100 OHM 1/10W J CRJ10DJ101T
INPUT	R203		nsp	00MNN05101610	CHIP RES.	100 OHM 1/10W J CRJ10DJ101T
INPUT	R204		nsp	00MNN05101610	CHIP RES.	100 OHM 1/10W J CRJ10DJ101T
INPUT	R205		nsp	00MNN05101610	CHIP RES.	100 OHM 1/10W J CRJ10DJ101T
INPUT	R206		nsp	00MNN05101610	CHIP RES.	100 OHM 1/10W J CRJ10DJ101T
INPUT	R207		nsp	00MNN05102610	CHIP RES.	1K OHM 1/10W J CRJ10DJ102T
INPUT	R208		nsp	00MNN05102610	CHIP RES.	1K OHM 1/10W J CRJ10DJ102T
INPUT	R209		nsp	00MNN05101610	CHIP RES.	100 OHM 1/10W J CRJ10DJ101T
INPUT	R210		nsp	00MNN05101610	CHIP RES.	100 OHM 1/10W J CRJ10DJ101T
INPUT	R211		nsp	00MNN05102610	CHIP RES.	1K OHM 1/10W J CRJ10DJ102T
INPUT	R212		nsp	00MNN05102610	CHIP RES.	1K OHM 1/10W J CRJ10DJ102T
INPUT	R213		nsp	00MNN05101610	CHIP RES.	100 OHM 1/10W J CRJ10DJ101T
INPUT	R214		nsp	00MNN05101610	CHIP RES.	100 OHM 1/10W J CRJ10DJ101T
INPUT	R215		nsp	00MNN05102610	CHIP RES.	1K OHM 1/10W J CRJ10DJ102T
INPUT	R216		nsp	00MNN05102610	CHIP RES.	1K OHM 1/10W J CRJ10DJ102T
INPUT	R217		nsp	00MNN05101610	CHIP RES.	100 OHM 1/10W J CRJ10DJ101T
INPUT	R218		nsp	00MNN05101610	CHIP RES.	100 OHM 1/10W J CRJ10DJ101T
INPUT	R219		nsp	00MNN05102610	CHIP RES.	1K OHM 1/10W J CRJ10DJ102T
INPUT	R220		nsp	00MNN05102610	CHIP RES.	1K OHM 1/10W J CRJ10DJ102T
INPUT	R221		nsp	00MNN05102610	CHIP RES.	1K OHM 1/10W J CRJ10DJ102T
INPUT	R222		nsp	00MNN05102610	CHIP RES.	1K OHM 1/10W J CRJ10DJ102T
INPUT	R233		nsp	00MNN05832610	CHIP RES.	82K OHM 1/10W J CRJ10DJ823T
INPUT	R234		nsp	00MNN05832610	CHIP RES.	82K OHM 1/10W J CRJ10DJ823T
INPUT	R235		nsp	00MNN05832610	CHIP RES.	82K OHM 1/10W J CRJ10DJ823T
INPUT	R236		nsp	00MNN05832610	CHIP RES.	82K OHM 1/10W J CRJ10DJ823T
INPUT	R237		nsp	00MNN05832610	CHIP RES.	82K OHM 1/10W J CRJ10DJ823T
INPUT	R238		nsp	00MNN05832610	CHIP RES.	82K OHM 1/10W J CRJ10DJ823T
INPUT	R239		nsp	00MNN05473610	CHIP RES.	47K OHM 1/10W J CRJ10DJ473T
INPUT	R240		nsp	00MNN05473610	CHIP RES.	47K OHM 1/10W J CRJ10DJ473T
INPUT	R241		nsp	00MNN05832610	CHIP RES.	82K OHM 1/10W J CRJ10DJ823T
INPUT	R242		nsp	00MNN05832610	CHIP RES.	82K OHM 1/10W J CRJ10DJ823T
INPUT	R243		nsp	00MNN05473610	CHIP RES.	47K OHM 1/10W J CRJ10DJ473T
INPUT	R244		nsp	00MNN05473610	CHIP RES.	47K OHM 1/10W J CRJ10DJ473T
INPUT	R245		nsp	00MNN05832610	CHIP RES.	82K OHM 1/10W J CRJ10DJ823T
INPUT	R246		nsp	00MNN05832610	CHIP RES.	82K OHM 1/10W J CRJ10DJ823T
INPUT	R247		nsp	00MNN05473610	CHIP RES.	47K OHM 1/10W J CRJ10DJ473T
INPUT	R248		nsp	00MNN05473610	CHIP RES.	47K OHM 1/10W J CRJ10DJ473T
INPUT	R249		nsp	00MNN05832610	CHIP RES.	82K OHM 1/10W J CRJ10DJ823T
INPUT	R250		nsp	00MNN05832610	CHIP RES.	82K OHM 1/10W J CRJ10DJ823T
INPUT	R251		nsp	00MNN05473610	CHIP RES.	47K OHM 1/10W J CRJ10DJ473T
INPUT	R252		nsp	00MNN05473610	CHIP RES.	47K OHM 1/10W J CRJ10DJ473T
INPUT	R253		nsp	00MNN05473610	CHIP RES.	47K OHM 1/10W J CRJ10DJ473T
INPUT	R254		nsp	00MNN05473610	CHIP RES.	47K OHM 1/10W J CRJ10DJ473T
INPUT	R257		nsp	00MNN05473610	CHIP RES.	47K OHM 1/10W J CRJ10DJ473T
INPUT	R258		nsp	00MNN05473610	CHIP RES.	47K OHM 1/10W J CRJ10DJ473T
INPUT	R259		nsp	00MNN05473610	CHIP RES.	47K OHM 1/10W J CRJ10DJ473T
INPUT	R260		nsp	00MNN05473610	CHIP RES.	47K OHM 1/10W J CRJ10DJ473T
INPUT	R261		nsp	00MNN05473610	CHIP RES.	47K OHM 1/10W J CRJ10DJ473T
INPUT	R262		nsp	00MNN05473610	CHIP RES.	47K OHM 1/10W J CRJ10DJ473T
INPUT	R263		nsp	00MNN05473610	CHIP RES.	47K OHM 1/10W J CRJ10DJ473T
INPUT	R264		nsp	00MNN05473610	CHIP RES.	47K OHM 1/10W J CRJ10DJ473T
INPUT	R265		nsp	00MNN05473610	CHIP RES.	47K OHM 1/10W J CRJ10DJ473T
INPUT	R266		nsp	00MNN05473610	CHIP RES.	47K OHM 1/10W J CRJ10DJ473T
INPUT	R267		nsp	00MNN05473610	CHIP RES.	47K OHM 1/10W J CRJ10DJ473T
INPUT	R268		nsp	00MNN05473610	CHIP RES.	47K OHM 1/10W J CRJ10DJ473T
INPUT	R269		nsp	00MNN05473610	CHIP RES.	47K OHM 1/10W J CRJ10DJ473T
INPUT	R270		nsp	00MNN05473610	CHIP RES.	47K OHM 1/10W J CRJ10DJ473T
INPUT	R271		nsp	00MNN05473610	CHIP RES.	47K OHM 1/10W J CRJ10DJ473T

NOTE : *nsp* PART IS LISTED FOR REFERENCE ONLY, MARANTZ WILL NOT SUPPLY THESE PARTS.

P.W.B. NAME	POS. NO.	VERS. COLOR	PART NO. (FOR EUR)	PART NO. (MZ)	PART NAME	DESCRIPTION	
INPUT	R272		nsp	00MNN05473610	CHIP RES.	47K OHM 1/10W J	CRJ10DJ473T
INPUT	R273		nsp	00MNN05224610	CHIP RES.	220K OHM 1/10W J	CRJ10DJ224T
INPUT	R274		nsp	00MNN05224610	CHIP RES.	220K OHM 1/10W J	CRJ10DJ224T
INPUT	R275		nsp	00MNN05473610	CHIP RES.	47K OHM 1/10W J	CRJ10DJ473T
INPUT	R276		nsp	00MNN05473610	CHIP RES.	47K OHM 1/10W J	CRJ10DJ473T
INPUT	R277		nsp	00MNN05104610	CHIP RES.	100K OHM 1/10W J	CRJ10DJ104T
INPUT	R278		nsp	00MNN05224610	CHIP RES.	220K OHM 1/10W J	CRJ10DJ224T
INPUT	R279		nsp	00MNN05224610	CHIP RES.	220K OHM 1/10W J	CRJ10DJ224T
INPUT	R280		nsp	00MNN05104610	CHIP RES.	100K OHM 1/10W J	CRJ10DJ104T
INPUT	R281		nsp	00MNN05104610	CHIP RES.	100K OHM 1/10W J	CRJ10DJ104T
INPUT	R287		nsp	00MNN05220610	CHIP RES.	22 OHM 1/10W J	CRJ10DJ220T
INPUT	R289		nsp	00MNN05220610	CHIP RES.	22 OHM 1/10W J	CRJ10DJ220T
INPUT	R290		nsp	00MNN05101610	CHIP RES.	100 OHM 1/10W J	CRJ10DJ101T
INPUT	R291		nsp	00MNN05101610	CHIP RES.	100 OHM 1/10W J	CRJ10DJ101T
INPUT	R292		nsp	00MNN05104610	CHIP RES.	100K OHM 1/10W J	CRJ10DJ104T
INPUT	R294		nsp	00MNN05104610	CHIP RES.	100K OHM 1/10W J	CRJ10DJ104T
INPUT	R295		nsp	00MNN05104610	CHIP RES.	100K OHM 1/10W J	CRJ10DJ104T
INPUT	R297		nsp	00MNN05104610	CHIP RES.	100K OHM 1/10W J	CRJ10DJ104T
INPUT	R298		nsp	00MNN05101610	CHIP RES.	100 OHM 1/10W J	CRJ10DJ101T
INPUT	R299		nsp	00MNN05104610	CHIP RES.	100K OHM 1/10W J	CRJ10DJ104T
INPUT	R300		nsp	00MNN05104610	CHIP RES.	100K OHM 1/10W J	CRJ10DJ104T
INPUT	R301		nsp	00MNN05104610	CHIP RES.	100K OHM 1/10W J	CRJ10DJ104T
INPUT	R302		nsp	00MNN05104610	CHIP RES.	100K OHM 1/10W J	CRJ10DJ104T
INPUT	R303		nsp	00MNN05104610	CHIP RES.	100K OHM 1/10W J	CRJ10DJ104T
INPUT	R305		nsp	00MNN05101610	CHIP RES.	100 OHM 1/10W J	CRJ10DJ101T
INPUT	R306		nsp	00MNN05104610	CHIP RES.	100K OHM 1/10W J	CRJ10DJ104T
INPUT	R307		nsp	00MNN05102610	CHIP RES.	1K OHM 1/10W J	CRJ10DJ102T
INPUT	R308		nsp	00MNN05104610	CHIP RES.	100K OHM 1/10W J	CRJ10DJ104T
INPUT	R309		nsp	00MNN05102610	CHIP RES.	1K OHM 1/10W J	CRJ10DJ102T
INPUT	R310		nsp	00MNN05822610	CHIP RES.	8.2K OHM 1/10W J	CRJ10DJ822T
INPUT	R311		nsp	00MNN05822610	CHIP RES.	8.2K OHM 1/10W J	CRJ10DJ822T
INPUT	R312		nsp	00MNN05473610	CHIP RES.	47K OHM 1/10W J	CRJ10DJ473T
INPUT	R313		nsp	00MNN05473610	CHIP RES.	47K OHM 1/10W J	CRJ10DJ473T
INPUT	R314		nsp	00MNN05221610	CHIP RES.	220 OHM 1/10W J	CRJ10DJ221T
INPUT	R315		nsp	00MNN05221610	CHIP RES.	220 OHM 1/10W J	CRJ10DJ221T
INPUT	R316		nsp	00MNN05105610	CHIP RES.	1M OHM 1/10W J	CRJ10DJ105T
INPUT	R317		nsp	00MNN05103610	CHIP RES.	10K OHM 1/10W J	CRJ10DJ103T
INPUT	R318		nsp	00MNN05103610	CHIP RES.	10K OHM 1/10W J	CRJ10DJ103T
INPUT	R319		nsp	00MNN05221610	CHIP RES.	220 OHM 1/10W J	CRJ10DJ221T
INPUT	R320		nsp	00MNN05221610	CHIP RES.	220 OHM 1/10W J	CRJ10DJ221T
INPUT	R321		nsp	00MNN05103610	CHIP RES.	10K OHM 1/10W J	CRJ10DJ103T
INPUT	R322		nsp	00MNN05103610	CHIP RES.	10K OHM 1/10W J	CRJ10DJ103T
INPUT	R323		nsp	00MNN05330610	CHIP RES.	33 OHM 1/10W J	CRJ10DJ330T
INPUT	R324		nsp	00MNN05330610	CHIP RES.	33 OHM 1/10W J	CRJ10DJ330T
INPUT	R325		nsp	00MNN05104610	CHIP RES.	100K OHM 1/10W J	CRJ10DJ104T
INPUT	R326		nsp	00MNN05102610	CHIP RES.	1K OHM 1/10W J	CRJ10DJ102T
INPUT	R327		nsp	00MNN05104610	CHIP RES.	100K OHM 1/10W J	CRJ10DJ104T
INPUT	R328		nsp	00MNN05102610	CHIP RES.	1K OHM 1/10W J	CRJ10DJ102T
INPUT	R329		nsp	00MNN05822610	CHIP RES.	8.2K OHM 1/10W J	CRJ10DJ822T
INPUT	R330		nsp	00MNN05822610	CHIP RES.	8.2K OHM 1/10W J	CRJ10DJ822T
INPUT	R331		nsp	00MNN05473610	CHIP RES.	47K OHM 1/10W J	CRJ10DJ473T
INPUT	R332		nsp	00MNN05473610	CHIP RES.	47K OHM 1/10W J	CRJ10DJ473T
INPUT	R333		nsp	00MNN05221610	CHIP RES.	220 OHM 1/10W J	CRJ10DJ221T
INPUT	R334		nsp	00MNN05221610	CHIP RES.	220 OHM 1/10W J	CRJ10DJ221T
INPUT	R335		nsp	00MNN05105610	CHIP RES.	1M OHM 1/10W J	CRJ10DJ105T
INPUT	R336		nsp	00MNN05103610	CHIP RES.	10K OHM 1/10W J	CRJ10DJ103T
INPUT	R337		nsp	00MNN05103610	CHIP RES.	10K OHM 1/10W J	CRJ10DJ103T
INPUT	R338		nsp	00MNN05221610	CHIP RES.	220 OHM 1/10W J	CRJ10DJ221T
INPUT	R339		nsp	00MNN05221610	CHIP RES.	220 OHM 1/10W J	CRJ10DJ221T
INPUT	R340		nsp	00MNN05103610	CHIP RES.	10K OHM 1/10W J	CRJ10DJ103T
INPUT	R341		nsp	00MNN05103610	CHIP RES.	10K OHM 1/10W J	CRJ10DJ103T
INPUT	R342		nsp	00MNN05330610	CHIP RES.	33 OHM 1/10W J	CRJ10DJ330T
INPUT	R343		nsp	00MNN05330610	CHIP RES.	33 OHM 1/10W J	CRJ10DJ330T
INPUT	R344		nsp	00MNN05104610	CHIP RES.	100K OHM 1/10W J	CRJ10DJ104T
INPUT	R345		nsp	00MNN05102610	CHIP RES.	1K OHM 1/10W J	CRJ10DJ102T
INPUT	R346		nsp	00MNN05102610	CHIP RES.	1K OHM 1/10W J	CRJ10DJ102T
INPUT	R347		nsp	00MNN05104610	CHIP RES.	100K OHM 1/10W J	CRJ10DJ104T

NOTE : "nsp" PART IS LISTED FOR REFERENCE ONLY, MARANTZ WILL NOT SUPPLY THESE PARTS.

P.W.B. NAME	POS. NO.	VERS. COLOR	PART NO. (FOR EUR)	PART NO. (MZ)	PART NAME	DESCRIPTION
INPUT	R348		nsp	00MNN05822610	CHIP RES.	8.2K OHM 1/10W J CRJ10DJ822T
INPUT	R349		nsp	00MNN05822610	CHIP RES.	8.2K OHM 1/10W J CRJ10DJ822T
INPUT	R350		nsp	00MNN05473610	CHIP RES.	47K OHM 1/10W J CRJ10DJ473T
INPUT	R351		nsp	00MNN05473610	CHIP RES.	47K OHM 1/10W J CRJ10DJ473T
INPUT	R352		nsp	00MNN05221610	CHIP RES.	220 OHM 1/10W J CRJ10DJ221T
INPUT	R353		nsp	00MNN05221610	CHIP RES.	220 OHM 1/10W J CRJ10DJ221T
INPUT	R354		nsp	00MNN05105610	CHIP RES.	1M OHM 1/10W J CRJ10DJ105T
INPUT	R355		nsp	00MNN05222610	CHIP RES.	2.2K OHM 1/10W J CRJ10DJ222T
INPUT	R356		nsp	00MNN05103610	CHIP RES.	10K OHM 1/10W J CRJ10DJ103T
INPUT	R357		nsp	00MNN05103610	CHIP RES.	10K OHM 1/10W J CRJ10DJ103T
INPUT	R358		nsp	00MNN05221610	CHIP RES.	220 OHM 1/10W J CRJ10DJ221T
INPUT	R359		nsp	00MNN05221610	CHIP RES.	220 OHM 1/10W J CRJ10DJ221T
INPUT	R360		nsp	00MNN05103610	CHIP RES.	10K OHM 1/10W J CRJ10DJ103T
INPUT	R361		nsp	00MNN05103610	CHIP RES.	10K OHM 1/10W J CRJ10DJ103T
INPUT	R362		nsp	00MNN05330610	CHIP RES.	33 OHM 1/10W J CRJ10DJ330T
INPUT	R363		nsp	00MNN05330610	CHIP RES.	33 OHM 1/10W J CRJ10DJ330T
INPUT	R364		nsp	00MNN05104610	CHIP RES.	100K OHM 1/10W J CRJ10DJ104T
INPUT	R365		nsp	00MNN05102610	CHIP RES.	1K OHM 1/10W J CRJ10DJ102T
INPUT	R366		nsp	00MNN05104610	CHIP RES.	100K OHM 1/10W J CRJ10DJ104T
INPUT	R367		nsp	00MNN05104610	CHIP RES.	100K OHM 1/10W J CRJ10DJ104T
INPUT	R368		nsp	00MNN05102610	CHIP RES.	1K OHM 1/10W J CRJ10DJ102T
INPUT	R369		nsp	00MNN05822610	CHIP RES.	8.2K OHM 1/10W J CRJ10DJ822T
INPUT	R370		nsp	00MNN05822610	CHIP RES.	8.2K OHM 1/10W J CRJ10DJ822T
INPUT	R371		nsp	00MNN05000610	CHIP RES.	0 OHM 1/10W J CRJ10DJ0R0T
INPUT	R372		nsp	00MNN05473610	CHIP RES.	47K OHM 1/10W J CRJ10DJ473T
INPUT	R373		nsp	00MNN05473610	CHIP RES.	47K OHM 1/10W J CRJ10DJ473T
INPUT	R374		nsp	00MNN05221610	CHIP RES.	220 OHM 1/10W J CRJ10DJ221T
INPUT	R375		nsp	00MNN05221610	CHIP RES.	220 OHM 1/10W J CRJ10DJ221T
INPUT	R376		nsp	00MNN05105610	CHIP RES.	1M OHM 1/10W J CRJ10DJ105T
INPUT	R377		nsp	00MNN05105610	CHIP RES.	1M OHM 1/10W J CRJ10DJ105T
INPUT	R378		nsp	00MNN05103610	CHIP RES.	10K OHM 1/10W J CRJ10DJ103T
INPUT	R379		nsp	00MNN05103610	CHIP RES.	10K OHM 1/10W J CRJ10DJ103T
INPUT	R380		nsp	00MNN05221610	CHIP RES.	220 OHM 1/10W J CRJ10DJ221T
INPUT	R381		nsp	00MNN05221610	CHIP RES.	220 OHM 1/10W J CRJ10DJ221T
INPUT	R382		nsp	00MNN05103610	CHIP RES.	10K OHM 1/10W J CRJ10DJ103T
INPUT	R383		nsp	00MNN05103610	CHIP RES.	10K OHM 1/10W J CRJ10DJ103T
INPUT	R384		nsp	00MNN05330610	CHIP RES.	33 OHM 1/10W J CRJ10DJ330T
INPUT	R385		nsp	00MNN05330610	CHIP RES.	33 OHM 1/10W J CRJ10DJ330T
INPUT	R386		nsp	00MNN05104610	CHIP RES.	100K OHM 1/10W J CRJ10DJ104T
INPUT	R387		nsp	00MNN05102610	CHIP RES.	1K OHM 1/10W J CRJ10DJ102T
INPUT	R388		nsp	00MNN05104610	CHIP RES.	100K OHM 1/10W J CRJ10DJ104T
INPUT	R389		nsp	00MNN05102610	CHIP RES.	1K OHM 1/10W J CRJ10DJ102T
INPUT	R390		nsp	00MNN05822610	CHIP RES.	8.2K OHM 1/10W J CRJ10DJ822T
INPUT	R391		nsp	00MNN05822610	CHIP RES.	8.2K OHM 1/10W J CRJ10DJ822T
INPUT	R392		nsp	00MNN05473610	CHIP RES.	47K OHM 1/10W J CRJ10DJ473T
INPUT	R393		nsp	00MNN05473610	CHIP RES.	47K OHM 1/10W J CRJ10DJ473T
INPUT	R394		nsp	00MNN05221610	CHIP RES.	220 OHM 1/10W J CRJ10DJ221T
INPUT	R395		nsp	00MNN05221610	CHIP RES.	220 OHM 1/10W J CRJ10DJ221T
INPUT	R396		nsp	00MNN05105610	CHIP RES.	1M OHM 1/10W J CRJ10DJ105T
INPUT	R397		nsp	00MNN05103610	CHIP RES.	10K OHM 1/10W J CRJ10DJ103T
INPUT	R398		nsp	00MNN05103610	CHIP RES.	10K OHM 1/10W J CRJ10DJ103T
INPUT	R399		nsp	00MNN05221610	CHIP RES.	220 OHM 1/10W J CRJ10DJ221T
INPUT	R400		nsp	00MNN05221610	CHIP RES.	220 OHM 1/10W J CRJ10DJ221T
INPUT	R401		nsp	00MNN05103610	CHIP RES.	10K OHM 1/10W J CRJ10DJ103T
INPUT	R402		nsp	00MNN05103610	CHIP RES.	10K OHM 1/10W J CRJ10DJ103T
INPUT	R403		nsp	00MNN05330610	CHIP RES.	33 OHM 1/10W J CRJ10DJ330T
INPUT	R404		nsp	00MNN05330610	CHIP RES.	33 OHM 1/10W J CRJ10DJ330T
INPUT	R424		nsp	00MNN05100610	CHIP RES.	10 OHM 1/10W J CRJ10DJ100T
INPUT	R425		nsp	00MNN05101610	CHIP RES.	100 OHM 1/10W J CRJ10DJ101T
INPUT	R426		nsp	00MNN05101610	CHIP RES.	100 OHM 1/10W J CRJ10DJ101T
INPUT	R427		nsp	00MNN05101610	CHIP RES.	100 OHM 1/10W J CRJ10DJ101T
INPUT	R428		nsp	00MNN05101610	CHIP RES.	100 OHM 1/10W J CRJ10DJ101T
INPUT	R429		nsp	00MNN05102610	CHIP RES.	1K OHM 1/10W J CRJ10DJ102T
INPUT	R430		nsp	00MNN05224610	CHIP RES.	220K OHM 1/10W J CRJ10DJ224T
INPUT	R431		nsp	00MNN05224610	CHIP RES.	220K OHM 1/10W J CRJ10DJ224T
INPUT	R432		nsp	00MNN05224610	CHIP RES.	220K OHM 1/10W J CRJ10DJ224T
INPUT	R433		nsp	00MNN05224610	CHIP RES.	220K OHM 1/10W J CRJ10DJ224T

NOTE : *nsp* PART IS LISTED FOR REFERENCE ONLY, MARANTZ WILL NOT SUPPLY THESE PARTS.

P.W.B. NAME	POS. NO.	VERS. COLOR	PART NO. (FOR EUR)	PART NO. (MZ)	PART NAME	DESCRIPTION	
INPUT	R434		nsp	00MNN05224610	CHIP RES.	220K OHM 1/10W J	CRJ10DJ224T
INPUT	R435		nsp	00MNN05224610	CHIP RES.	220K OHM 1/10W J	CRJ10DJ224T
INPUT	R436		nsp	00MNN05224610	CHIP RES.	220K OHM 1/10W J	CRJ10DJ224T
INPUT	R437		nsp	00MNN05224610	CHIP RES.	220K OHM 1/10W J	CRJ10DJ224T
INPUT	R438		nsp	00MNN05101610	CHIP RES.	100 OHM 1/10W J	CRJ10DJ101T
INPUT	R439		nsp	00MNN05101610	CHIP RES.	100 OHM 1/10W J	CRJ10DJ101T
INPUT	RY90		90M-LY000430R	90M-LY000430R	RELAY	RELAY (BA1-5H)	CSL1C003ZU
INPUT	RY92		90M-LY000380R	90M-LY000380R	RELAY	AXICOM-D3023	HSL4C008ZE
PUSH SW PWB (CUP11869Y-5)							
P SW	▲ C877	F N	90M-DK100800R	90M-DK100800R	CER. CAP.	! DKS471ME	KCKDKS471ME
P SW	▲ C877	/K1G	90M-DK100800R	90M-DK100800R	CER. CAP.	! DKS471ME	KCKDKS471ME
P SW	▲ C877	/N1B	90M-DK100800R	90M-DK100800R	CER. CAP.	! DKS471ME	KCKDKS471ME
P SW	▲ C877	/N1S	90M-DK100800R	90M-DK100800R	CER. CAP.	! DKS471ME	KCKDKS471ME
P SW	CN88	F N	nsp	nsp	CONN.	2P WAFER	CJP02GA89ZY
P SW	CN88	/K1G	nsp	nsp	CONN.	2P WAFER	CJP02GA89ZY
P SW	CN88	/N1B	nsp	nsp	CONN.	2P WAFER	CJP02GA89ZY
P SW	CN88	/N1S	nsp	nsp	CONN.	2P WAFER	CJP02GA89ZY
P SW	▲ SW97	F N	90M-SP001250R	90M-SP001250R	SW	! JPP1197CSA64	KSH1A001ZV
P SW	▲ SW97	/K1G	90M-SP001250R	90M-SP001250R	SW	! JPP1197CSA64	KSH1A001ZV
P SW	▲ SW97	/N1B	90M-SP001250R	90M-SP001250R	SW	! JPP1197CSA64	KSH1A001ZV
P SW	▲ SW97	/N1S	90M-SP001250R	90M-SP001250R	SW	! JPP1197CSA64	KSH1A001ZV
POWER PWB (CUP11873X)							
POWER	BK10		nsp	nsp	BRACKET	BRACKET PWB	CMD1A387
POWER	BN65		nsp	nsp	CORD	WIRE ASSY	CWB3F006150UZ
POWER	BN81		nsp	nsp	CORD	WIRE ASSY	CWB1B906200EN
POWER	BN82		nsp	nsp	CORD	WIRE ASSY	CWZSR7001BN82
POWER	C601		90M-OF100370R	90M-OF100370R	FILM CAP.	0.022UF 100V J	HCQI1H223JZT
POWER	C602		90M-OF100370R	90M-OF100370R	FILM CAP.	0.022UF 100V J	HCQI1H223JZT
POWER	C603		90M-OF100370R	90M-OF100370R	FILM CAP.	0.022UF 100V J	HCQI1H223JZT
POWER	C604		90M-OF100370R	90M-OF100370R	FILM CAP.	0.022UF 100V J	HCQI1H223JZT
POWER	C605		90M-OF100370R	90M-OF100370R	FILM CAP.	0.022UF 100V J	HCQI1H223JZT
POWER	C606		90M-OF100370R	90M-OF100370R	FILM CAP.	0.022UF 100V J	HCQI1H223JZT
POWER	C607		90M-OF100370R	90M-OF100370R	FILM CAP.	0.022UF 100V J	HCQI1H223JZT
POWER	C608		90M-OF100370R	90M-OF100370R	FILM CAP.	0.022UF 100V J	HCQI1H223JZT
POWER	C609		90M-OF100370R	90M-OF100370R	FILM CAP.	0.022UF 100V J	HCQI1H223JZT
POWER	C610		90M-OF100370R	90M-OF100370R	FILM CAP.	0.022UF 100V J	HCQI1H223JZT
POWER	C611		nsp	nsp	CER. CAP.	1000PF 50V KB	CCKT1H102KB
POWER	C612		nsp	nsp	CER. CAP.	1000PF 50V KB	CCKT1H102KB
POWER	C613		nsp	nsp	CER. CAP.	1000PF 50V KB	CCKT1H102KB
POWER	C614		nsp	nsp	CER. CAP.	1000PF 50V KB	CCKT1H102KB
POWER	C615		nsp	nsp	CER. CAP.	1000PF 50V KB	CCKT1H102KB
POWER	C616		nsp	nsp	CER. CAP.	1000PF 50V KB	CCKT1H102KB
POWER	C617		nsp	00MOA47602520	ELECT CAP.	47UF 25V	CCEA1EH470T
POWER	C618		nsp	nsp	CER. CAP.	1000PF 50V KB	CCKT1H102KB
POWER	C619		nsp	00MOA10710020	ELECT CAP.	100UF 100V	CCEA2AH101E
POWER	C620		nsp	nsp	CER. CAP.	0.01UF 50V Z	CCFT1H103ZF
POWER	C621		nsp	00MOA47605020	ELECT CAP.	47UF 50V	CCEA1HH470T
POWER	C622		nsp	00MOA47605020	ELECT CAP.	47UF 50V	CCEA1HH470T
POWER	C623		nsp	nsp	CER. CAP.	0.01UF 50V Z	CCFT1H103ZF
POWER	C625		nsp	nsp	FILM CAP.	0.1UF 50V ZF	CCFT1H104ZF
POWER	C626		nsp	nsp	FILM CAP.	0.1UF 50V ZF	CCFT1H104ZF
POWER	C627		nsp	nsp	FILM CAP.	0.1UF 50V ZF	CCFT1H104ZF
POWER	C628		nsp	nsp	FILM CAP.	0.1UF 50V ZF	CCFT1H104ZF
POWER	▲ C629		90M-EB000020R	90M-EB000020R	ELECT CAP.	! ELNA LH6 SERIES 71V 18000UF	CCET71VLH6183R
POWER	▲ C630		90M-EB000020R	90M-EB000020R	ELECT CAP.	! ELNA LH6 SERIES 71V 18000UF	CCET71VLH6183R
POWER	CN61		nsp	nsp	CONN.	STRAIGHT 2PIN	CJP02GA01ZY
POWER	CN62		nsp	nsp	CONN.	STRAIGHT 7PIN	CJP07GA01ZY
POWER	CN63		nsp	nsp	CONN.	5P WAFER YMW025-05R	CJP05GA01ZY
POWER	CN65		nsp	nsp	CONN.	16P WAFER	CJP16GA147ZY
POWER	CN66		nsp	nsp	CONN.	3P STRAIGHT	CJP03GA01ZY
POWER	CN67		nsp	nsp	CONN.	A3963WV2-5P (3.96MM)	CJP05GA148ZW
POWER	CN68		nsp	nsp	CONN.	A3963WV2-5P (3.96MM)	CJP05GA148ZW
POWER	CN69		90M-YJ003110R	90M-YJ003110R	CONN.	7P B TO B HOUSING	CJP07GB99ZY
POWER	CN90		nsp	nsp	CONN.	8P STRAIGHT	CJP08GA01ZY
POWER	CN92		nsp	nsp	CONN.	9P WAFER YMW025-09R	CJP09GA01ZY
POWER	D601		nsp	90M-HD201750R	DIODE	1N4003	CVD1N4003SRT
POWER	D602		nsp	90M-HD201750R	DIODE	1N4003	CVD1N4003SRT

NOTE : "nsp" PART IS LISTED FOR REFERENCE ONLY, MARANTZ WILL NOT SUPPLY THESE PARTS.

P.W.B. NAME	POS. NO.	VERS. COLOR	PART NO. (FOR EUR)	PART NO. (MZ)	PART NAME	DESCRIPTION
POWER	D603		nsp	90M-HD201750R	DIODE	1N4003 CVD1N4003SRT
POWER	D604		nsp	90M-HD201750R	DIODE	1N4003 CVD1N4003SRT
POWER	D605		nsp	90M-HD201750R	DIODE	1N4003 CVD1N4003SRT
POWER	D606		nsp	90M-HD201750R	DIODE	1N4003 CVD1N4003SRT
POWER	D613		nsp	90M-HD201750R	DIODE	1N4003 CVD1N4003SRT
POWER	D614		90M-HD302360R	90M-HD302360R	ZENER DIODE	ZJ6.8B 1/2W CVDZJ6.8BT
POWER	D615		90M-HD302400R	90M-HD302400R	ZENER DIODE	ZJ30BT CVDZJ30BT
POWER	J590		nsp	nsp	CORD	SN95/PB5 0.6 C3A206
POWER	J591		nsp	nsp	CORD	SN95/PB5 0.6 C3A206
POWER	J592		nsp	nsp	CORD	SN95/PB5 0.6 C3A206
POWER	J593		nsp	nsp	CORD	SN95/PB5 0.6 C3A206
POWER	J594		nsp	nsp	CORD	SN95/PB5 0.6 C3A206
POWER	J595		nsp	nsp	CORD	SN95/PB5 0.6 C3A206
POWER	J596		nsp	nsp	CORD	SN95/PB5 0.6 C3A206
POWER	J597		nsp	nsp	CORD	SN95/PB5 0.6 C3A206
POWER	J598		nsp	nsp	CORD	SN95/PB5 0.6 C3A206
POWER	J599		nsp	nsp	CORD	SN95/PB5 0.6 C3A206
POWER	J600		nsp	nsp	CORD	SN95/PB5 0.6 C3A206
POWER	J601		nsp	nsp	CORD	SN95/PB5 0.6 C3A206
POWER	J602		nsp	nsp	CORD	SN95/PB5 0.6 C3A206
POWER	J603		nsp	nsp	CORD	SN95/PB5 0.6 C3A206
POWER	J604		nsp	nsp	CORD	SN95/PB5 0.6 C3A206
POWER	J605		nsp	nsp	CORD	SN95/PB5 0.6 C3A206
POWER	J606		nsp	nsp	CORD	SN95/PB5 0.6 C3A206
POWER	J607		nsp	nsp	CORD	SN95/PB5 0.6 C3A206
POWER	J608		nsp	nsp	CORD	SN95/PB5 0.6 C3A206
POWER	J609		nsp	nsp	CORD	SN95/PB5 0.6 C3A206
POWER	J610		nsp	nsp	CORD	SN95/PB5 0.6 C3A206
POWER	J611		nsp	nsp	CORD	SN95/PB5 0.6 C3A206
POWER	J612		nsp	nsp	CORD	SN95/PB5 0.6 C3A206
POWER	J613		nsp	nsp	CORD	SN95/PB5 0.6 C3A206
POWER	J614		nsp	nsp	CORD	SN95/PB5 0.6 C3A206
POWER	J615		nsp	nsp	CORD	SN95/PB5 0.6 C3A206
POWER	J616		nsp	nsp	CORD	SN95/PB5 0.6 C3A206
POWER	J617		nsp	nsp	CORD	SN95/PB5 0.6 C3A206
POWER	J618		nsp	nsp	CORD	SN95/PB5 0.6 C3A206
POWER	J619		nsp	nsp	CORD	SN95/PB5 0.6 C3A206
POWER	J620		nsp	nsp	CORD	SN95/PB5 0.6 C3A206
POWER	J621		nsp	nsp	CORD	SN95/PB5 0.6 C3A206
POWER	J622		nsp	nsp	CORD	SN95/PB5 0.6 C3A206
POWER	J623		nsp	nsp	CORD	SN95/PB5 0.6 C3A206
POWER	J624		nsp	nsp	CORD	SN95/PB5 0.6 C3A206
POWER	J625		nsp	nsp	CORD	SN95/PB5 0.6 C3A206
POWER	J626		nsp	nsp	CORD	SN95/PB5 0.6 C3A206
POWER	J627		nsp	nsp	CORD	SN95/PB5 0.6 C3A206
POWER	J628		nsp	nsp	CORD	SN95/PB5 0.6 C3A206
POWER	J629		nsp	nsp	CORD	SN95/PB5 0.6 C3A206
POWER	J630		nsp	nsp	CORD	SN95/PB5 0.6 C3A206
POWER	J631		nsp	nsp	CORD	SN95/PB5 0.6 C3A206
POWER	J632		nsp	nsp	CORD	SN95/PB5 0.6 C3A206
POWER	J633		nsp	nsp	CORD	SN95/PB5 0.6 C3A206
POWER	J634		nsp	nsp	CORD	SN95/PB5 0.6 C3A206
POWER	J635		nsp	nsp	CORD	SN95/PB5 0.6 C3A206
POWER	J636		nsp	nsp	CORD	SN95/PB5 0.6 C3A206
POWER	J637		nsp	nsp	CORD	SN95/PB5 0.6 C3A206
POWER	J638		nsp	nsp	CORD	SN95/PB5 0.6 C3A206
POWER	J639		nsp	nsp	CORD	SN95/PB5 0.6 C3A206
POWER	J640		nsp	nsp	CORD	SN95/PB5 0.6 C3A206
POWER	J641		nsp	nsp	CORD	SN95/PB5 0.6 C3A206
POWER	J642		nsp	nsp	CORD	SN95/PB5 0.6 C3A206
POWER	J643		nsp	nsp	CORD	SN95/PB5 0.6 C3A206
POWER	J644		nsp	nsp	CORD	SN95/PB5 0.6 C3A206
POWER	J664		nsp	nsp	CORD	SN95/PB5 0.6 C3A206
POWER	J665		nsp	nsp	CORD	SN95/PB5 0.6 C3A206
POWER	J666		nsp	nsp	CORD	SN95/PB5 0.6 C3A206
POWER	J667		nsp	nsp	CORD	SN95/PB5 0.6 C3A206
POWER	J668		nsp	nsp	CORD	SN95/PB5 0.6 C3A206

NOTE : "nsp" PART IS LISTED FOR REFERENCE ONLY, MARANTZ WILL NOT SUPPLY THESE PARTS.

P.W.B. NAME	POS. NO.	VERS. COLOR	PART NO. (FOR EUR)	PART NO. (MZ)	PART NAME	DESCRIPTION
POWER	J669		nsp	nsp	CORD	SN95/PB5 0.6 C3A206
POWER	J670		nsp	nsp	CORD	SN95/PB5 0.6 C3A206
POWER	J671		nsp	nsp	CORD	SN95/PB5 0.6 C3A206
POWER	J672		nsp	nsp	CORD	SN95/PB5 0.6 C3A206
POWER	J673		nsp	nsp	CORD	SN95/PB5 0.6 C3A206
POWER	J674		nsp	nsp	CORD	SN95/PB5 0.6 C3A206
POWER	J675		nsp	nsp	CORD	SN95/PB5 0.6 C3A206
POWER	J676		nsp	nsp	CORD	SN95/PB5 0.6 C3A206
POWER	J677		nsp	nsp	CORD	SN95/PB5 0.6 C3A206
POWER	J678		nsp	nsp	CORD	SN95/PB5 0.6 C3A206
POWER	J679		nsp	nsp	CORD	SN95/PB5 0.6 C3A206
POWER	J680		nsp	nsp	CORD	SN95/PB5 0.6 C3A206
POWER	J681		nsp	nsp	CORD	SN95/PB5 0.6 C3A206
POWER	J682		nsp	nsp	CORD	SN95/PB5 0.6 C3A206
POWER	J683		nsp	nsp	CORD	SN95/PB5 0.6 C3A206
POWER	J684		nsp	nsp	CORD	SN95/PB5 0.6 C3A206
POWER	J685		nsp	nsp	CORD	SN95/PB5 0.6 C3A206
POWER	J686		nsp	nsp	CORD	SN95/PB5 0.6 C3A206
POWER	J687		nsp	nsp	CORD	SN95/PB5 0.6 C3A206
POWER	J688		nsp	nsp	CORD	SN95/PB5 0.6 C3A206
POWER	J689		nsp	nsp	CORD	SN95/PB5 0.6 C3A206
POWER	J690		nsp	nsp	CORD	SN95/PB5 0.6 C3A206
POWER	J691		nsp	nsp	CORD	SN95/PB5 0.6 C3A206
POWER	J692		nsp	nsp	CORD	SN95/PB5 0.6 C3A206
POWER	J693		nsp	nsp	CORD	SN95/PB5 0.6 C3A206
POWER	J694		nsp	nsp	CORD	SN95/PB5 0.6 C3A206
POWER	J695		nsp	nsp	CORD	SN95/PB5 0.6 C3A206
POWER	J696		nsp	nsp	CORD	SN95/PB5 0.6 C3A206
POWER	J697		nsp	nsp	CORD	SN95/PB5 0.6 C3A206
POWER	J698		nsp	nsp	CORD	SN95/PB5 0.6 C3A206
POWER	J699		nsp	nsp	CORD	SN95/PB5 0.6 C3A206
POWER	JK61		90M-YT003520R	90M-YT003520R	TERMINAL	4P SPEAKER TERMINAL FL FR CJJ5P020Z
POWER	JK62		90M-YT003520R	90M-YT003520R	TERMINAL	4P SPEAKER TERMINAL FL FR CJJ5P020Z
POWER	JK63		90M-YT003530R	90M-YT003530R	TERMINAL	6PIN SPEAKER TERMINAL CNT SL SR CJJ5R006Z
POWER	JW10		nsp	nsp	CORD	WIRE ASSY CWE8102100RV
POWER	JW20		nsp	nsp	CORD	WIRE ASSY CWE8102150RV
POWER	Q601		00MHT600111B0	00MHT600111B0	TRS.	KTA1267Y HVTKTA1267YT
POWER	Q602		00MHT600111B0	00MHT600111B0	TRS.	KTA1267Y HVTKTA1267YT
POWER	Q603		00MHT600111B0	00MHT600111B0	TRS.	KTA1267Y HVTKTA1267YT
POWER	Q604		00MHT600111B0	00MHT600111B0	TRS.	KTA1267Y HVTKTA1267YT
POWER	Q605		00MHT600111B0	00MHT600111B0	TRS.	KTA1267Y HVTKTA1267YT
POWER	Q606		00MBA20001000	00MBA20001000	TRS.	KRC102M HVTKRC102MT
POWER	Q607		00MBA20001000	00MBA20001000	TRS.	KRC102M HVTKRC102MT
POWER	Q608		00MBA20001000	00MBA20001000	TRS.	KRC102M HVTKRC102MT
POWER	Q609		00MBA20001000	00MBA20001000	TRS.	KRC102M HVTKRC102MT
POWER	Q610		00MBA20001000	00MBA20001000	TRS.	KRC102M HVTKRC102MT
POWER	Q612		00MHT600111B0	00MHT600111B0	TRS.	KTA1267Y HVTKTA1267YT
POWER	Q613		90M-HT800050R	90M-HT800050R	TRS.	KTC3198Y HVTKTC3198YT
POWER	Q614		90M-HT800050R	90M-HT800050R	TRS.	KTC3198Y HVTKTC3198YT
POWER	Q615		00MHT600111B0	00MHT600111B0	TRS.	KTA1267Y HVTKTA1267YT
POWER	Q616		00MHT600141B0	00MHT600141B0	TRS.	KTA1271Y HVTKTA1271YT
POWER	R601		nsp	nsp	RES.	10 OHM 1W J KRG1SANJ100RT
POWER	R602		nsp	nsp	RES.	10 OHM 1W J KRG1SANJ100RT
POWER	R603		nsp	nsp	RES.	10 OHM 1W J KRG1SANJ100RT
POWER	R604		nsp	nsp	RES.	10 OHM 1W J KRG1SANJ100RT
POWER	R605		nsp	nsp	RES.	10 OHM 1W J KRG1SANJ100RT
POWER	R606		nsp	nsp	RES.	390 OHM 1W J KRG1SANJ391RT
POWER	R607		nsp	nsp	RES.	390 OHM 1W J KRG1SANJ391RT
POWER	R608		nsp	nsp	RES.	390 OHM 1W J KRG1SANJ391RT
POWER	R609		nsp	nsp	RES.	390 OHM 1W J KRG1SANJ391RT
POWER	R610		nsp	nsp	RES.	390 OHM 1W J KRG1SANJ391RT
POWER	R611		nsp	nsp	RES.	470 OHM 1W J KRG1SANJ471RT
POWER	R612		nsp	nsp	RES.	470 OHM 1W J KRG1SANJ471RT
POWER	R613		nsp	nsp	RES.	470 OHM 1W J KRG1SANJ471RT
POWER	R614		nsp	nsp	RES.	470 OHM 1W J KRG1SANJ471RT
POWER	R615		nsp	nsp	RES.	470 OHM 1W J KRG1SANJ471RT
POWER	R616		nsp	nsp	RES.	270 OHM 1W J KRG1SANJ271RT

NOTE : "nsp" PART IS LISTED FOR REFERENCE ONLY, MARANTZ WILL NOT SUPPLY THESE PARTS.

P.W.B. NAME	POS. NO.	VERS. COLOR	PART NO. (FOR EUR)	PART NO. (MZ)	PART NAME	DESCRIPTION
POWER	R617		nsp	nsp	RES.	270 OHM 1W J KRG1SANJ271RT
POWER	R618		nsp	nsp	RES.	10K OHM 1/5W J CRD20TJ103T
POWER	R619		nsp	nsp	RES.	10K OHM 1/5W J CRD20TJ103T
POWER	R620		nsp	nsp	RES.	10K OHM 1/5W J CRD20TJ103T
POWER	R621		nsp	nsp	RES.	10K OHM 1/5W J CRD20TJ103T
POWER	R622		nsp	nsp	RES.	10K OHM 1/5W J CRD20TJ103T
POWER	R623		nsp	nsp	RES.	10K OHM 1/5W J CRD20TJ103T
POWER	R624		nsp	nsp	RES.	10K OHM 1/5W J CRD20TJ103T
POWER	R625		nsp	nsp	RES.	10K OHM 1/5W J CRD20TJ103T
POWER	R626		nsp	nsp	RES.	10K OHM 1/5W J CRD20TJ103T
POWER	R627		nsp	nsp	RES.	10K OHM 1/5W J CRD20TJ103T
POWER	R628		nsp	nsp	RES.	10K OHM 1/5W J CRD20TJ103T
POWER	R629		nsp	nsp	RES.	10K OHM 1/5W J CRD20TJ103T
POWER	R630		nsp	nsp	RES.	330 OHM 1W CRG1ANJ331H
POWER	R631		nsp	nsp	RES.	330 OHM 1W CRG1ANJ331H
POWER	R632		nsp	nsp	RES.	33K OHM 1/5W J CRD20TJ333T
POWER	R633		nsp	nsp	RES.	100K OHM 1/5W J CRD20TJ104T
POWER	R634		nsp	nsp	RES.	15K OHM 1/5W J CRD20TJ153T
POWER	R635		nsp	nsp	RES.	15K OHM 1/5W J CRD20TJ153T
POWER	R636		nsp	nsp	RES.	15K OHM 1/5W J CRD20TJ153T
POWER	R637		nsp	nsp	RES.	15K OHM 1/5W J CRD20TJ153T
POWER	R638		nsp	nsp	RES.	10K OHM 1/5W J CRD20TJ103T
POWER	R639		nsp	nsp	RES.	1 OHM 1/4W J CRD25TJ1R0T
POWER	R640		nsp	nsp	RES.	2.2K OHM 1W J KRG1SANJ222RT
POWER	R641		nsp	nsp	RES.	2.2K OHM 1W J KRG1SANJ222RT
POWER	R642		nsp	nsp	RES.	100 OHM 1/4W J CRD25TJ101T
POWER	R643		nsp	nsp	RES.	100 OHM 1/4W J CRD25TJ101T
POWER	R644		nsp	nsp	RES.	47K OHM 1/5W J CRD20TJ473T
POWER	R645		nsp	nsp	RES.	1.2K OHM 1/5W J CRD20TJ122T
POWER	RY61		00MLY20240510	00MLY20240510	RELAY	OSA-SS-224DM3 HSL4B017ZU
POWER	RY62		00MLY20240490	00MLY20240490	RELAY	5GPA-28 DC24 HSL3B013ZE
POWER	RY63		00MLY20240490	00MLY20240490	RELAY	5GPA-28 DC24 HSL3B013ZE
POWER	RY64		00MLY20240490	00MLY20240490	RELAY	5GPA-28 DC24 HSL3B013ZE
POWER	RY65		00MLY20240490	00MLY20240490	RELAY	5GPA-28 DC24 HSL3B013ZE
POWER	▲ RY66		90M-LY000440R	90M-LY000440R	RELAY	! GB-2C-D24P CSL4B019ZU
REGULATOR PWB (CUP11876Y)						
REG	BN61		nsp	nsp	CORD	WIRE ASSY CWB1D902150BM
REG	BN91		nsp	nsp	CORD	WIRE ASSY CWB1D908180BM
REG	BN92		nsp	nsp	CORD	WIRE ASSY CWB1D909200BM
REG	BN94		nsp	nsp	CORD	WIRE ASSY CWB1D908670BM
REG	BN97		nsp	nsp	CORD	WIRE ASSY CWB1B003050NN
REG	C903		00MEA10901670	00MEA10901670	ELECT CAP.	10000UF 16V CCEA1CH103E
REG	C904		nsp	nsp	FILM CAP.	0.1UF 50V ZF CCFT1H104ZF
REG	C905		nsp	nsp	FILM CAP.	0.1UF 50V ZF CCFT1H104ZF
REG	C906		nsp	00MOA10702520	ELECT CAP.	100UF 25V CCEA1EH101T
REG	C907		00MEA10901670	00MEA10901670	ELECT CAP.	10000UF 16V CCEA1CH103E
REG	C908		nsp	nsp	FILM CAP.	0.1UF 50V ZF CCFT1H104ZF
REG	C909		nsp	nsp	FILM CAP.	0.1UF 50V ZF CCFT1H104ZF
REG	C910		nsp	00MOA10702520	ELECT CAP.	100UF 25V CCEA1EH101T
REG	C911		90M-EA001190R	90M-EA001190R	ELECT CAP.	6800UF 35V CCET35VKL5682NK
REG	C912		nsp	nsp	CER. CAP.	0.01UF 50V Z CCFT1H103ZF
REG	C913		nsp	nsp	CER. CAP.	0.01UF 50V Z CCFT1H103ZF
REG	C914		nsp	00MOA10702520	ELECT CAP.	100UF 25V CCEA1EH101T
REG	C916		nsp	nsp	CER. CAP.	0.01UF 50V Z CCFT1H103ZF
REG	C917		nsp	nsp	CER. CAP.	0.01UF 50V Z CCFT1H103ZF
REG	C918		nsp	00MOA22702520	ELECT CAP.	220UF 25V CCEA1EH221T
REG	C919		nsp	90M-OA000560R	ELECT CAP.	4700UF 35V 16X30 CCEA1VH472E
REG	C920	F N	nsp	00MOA22703520	ELECT CAP.	220UF 35V CCEA1VH221T
REG	C920	/K1G	nsp	00MOA22703520	ELECT CAP.	220UF 35V CCEA1VH221T
REG	C920	/N1B	nsp	00MOA22703520	ELECT CAP.	220UF 35V CCEA1VH221T
REG	C920	/N1S	nsp	00MOA22703520	ELECT CAP.	220UF 35V CCEA1VH221T
REG	CN92		00MYP04000760	00MYP04000760	CONN.	7.92MM(YUNHO) CJP02KA060ZY
REG	CN93		nsp	nsp	CONN.	8P STRAIGHT CJP08GA01ZY
REG	CN95		nsp	nsp	CONN.	6P STRAIGHT CJP06GA19ZY
REG	CN96		nsp	nsp	CONN.	5P STRAIGHT CJP05GA19ZY
REG	▲ D902		90M-HE200330R	90M-HE200330R	DIODE	BU804F HVDKBU804F
REG	▲ D905		90M-HE200330R	90M-HE200330R	DIODE	BU804F HVDKBU804F

NOTE : *nsp* PART IS LISTED FOR REFERENCE ONLY, MARANTZ WILL NOT SUPPLY THESE PARTS.

P.W.B. NAME	POS. NO.	VERS. COLOR	PART NO. (FOR EUR)	PART NO. (MZ)	PART NAME	DESCRIPTION
REG	D906		nsp	90M-HD201750R	DIODE	1N4003 CVD1N4003SRT
REG	D907		nsp	90M-HD201750R	DIODE	1N4003 CVD1N4003SRT
REG	ET10		nsp	nsp	TERMINAL	EARTH PLATE CNE75
REG	▲ F901		90M-FS001450R	90M-FS001450R	FUSE	! T 5A 250V LITTLE FUSE 382 KBA2D5000A2EYT
REG	▲ F902		90M-FS001450R	90M-FS001450R	FUSE	! T 5A 250V LITTLE FUSE 382 KBA2D5000A2EYT
REG	IC91		90M-HC300990R	90M-HC300990R	IC	KIA578R05PI TO-220IS CVIKIA578R05PI
REG	IC92		90M-HC300750R	90M-HC300750R	IC	KIA378R05PI HVIKIA378R05PI
REG	IC93		00MHC3891509F	00MHC3891509F	IC	NJM7815FA HVINJM7815FA
REG	IC94		00MHC3991509F	00MHC3991509F	IC	NJM7915FA HVINJM7915FA
REG	J900		nsp	nsp	CORD	SN95/PB5 0.6 C3A206
REG	J901		nsp	nsp	CORD	SN95/PB5 0.6 C3A206
REG	J902		nsp	nsp	CORD	SN95/PB5 0.6 C3A206
REG	J903		nsp	nsp	CORD	SN95/PB5 0.6 C3A206
REG	J904		nsp	nsp	CORD	SN95/PB5 0.6 C3A206
REG	J905		nsp	nsp	CORD	SN95/PB5 0.6 C3A206
REG	J906		nsp	nsp	CORD	SN95/PB5 0.6 C3A206
REG	J907		nsp	nsp	CORD	SN95/PB5 0.6 C3A206
REG	J908		nsp	nsp	CORD	SN95/PB5 0.6 C3A206
REG	J909		nsp	nsp	CORD	SN95/PB5 0.6 C3A206
REG	J910		nsp	nsp	CORD	SN95/PB5 0.6 C3A206
REG	J911		nsp	nsp	CORD	SN95/PB5 0.6 C3A206
REG	J912		nsp	nsp	CORD	SN95/PB5 0.6 C3A206
REG	J913		nsp	nsp	CORD	SN95/PB5 0.6 C3A206
REG	J914		nsp	nsp	CORD	SN95/PB5 0.6 C3A206
REG	J915		nsp	nsp	CORD	SN95/PB5 0.6 C3A206
REG	J916		nsp	nsp	CORD	SN95/PB5 0.6 C3A206
REG	J917		nsp	nsp	CORD	SN95/PB5 0.6 C3A206
REG	J918		nsp	nsp	CORD	SN95/PB5 0.6 C3A206
REG	J920		nsp	nsp	CORD	SN95/PB5 0.6 C3A206
REG	J921		nsp	nsp	CORD	SN95/PB5 0.6 C3A206
REG	J922		nsp	nsp	CORD	SN95/PB5 0.6 C3A206
REG	J923		nsp	nsp	CORD	SN95/PB5 0.6 C3A206
REG	J924		nsp	nsp	CORD	SN95/PB5 0.6 C3A206
REG	J925		nsp	nsp	CORD	SN95/PB5 0.6 C3A206
REG	J926		nsp	nsp	CORD	SN95/PB5 0.6 C3A206
REG	R903		90M-NH000160R	90M-NH000160R	FUSE RES.	0.33 OHM 1W FUSE RES. CRQ1AJR33H
REG	R904		90M-NH000160R	90M-NH000160R	FUSE RES.	0.33 OHM 1W FUSE RES. CRQ1AJR33H
REG	R906		nsp	nsp	RES.	22K OHM 1/5W J CRD20TJ223T
REG	R907		nsp	nsp	RES.	22K OHM 1/5W J CRD20TJ223T
REG	R908		nsp	nsp	RES.	10K OHM 1/5W J CRD20TJ103T
REG	R909		nsp	nsp	RES.	100K OHM 1/5W J CRD20TJ104T
REG	R910		nsp	nsp	RES.	100K OHM 1/5W J CRD20TJ104T
					RS-232C PWB (CUP11874X-3)	
RS232	BK91		nsp	nsp	BRACKET	BRACKET FOR PWB CMD1A569
RS232	C901		nsp	nsp	CER. CAP.	0.1UF 50V Z HCBS1H104ZFT
RS232	C902		nsp	nsp	CER. CAP.	0.1UF 50V Z HCBS1H104ZFT
RS232	C903		nsp	nsp	CER. CAP.	0.1UF 50V Z HCBS1H104ZFT
RS232	C904		nsp	nsp	CER. CAP.	0.1UF 50V Z HCBS1H104ZFT
RS232	C905		nsp	nsp	CER. CAP.	0.1UF 50V Z HCBS1H104ZFT
RS232	CN90		nsp	nsp	CONN.	00906-0027 4P STRAIGHT CJP04GA19ZY
RS232	J902		nsp	nsp	CORD	SN95/PB5 0.6 C3A206
RS232	JK90		90M-YT005040R	90M-YT005040R	TERMINAL	9P D-SUB MALE (RS-232C) SEMCO CJJ9V001Z
					SBLR SPEAKER PWB (CUP11874X-2)	
SBLR	BK81		nsp	nsp	BRACKET	BRACKET FOR PWB CMD1A569
SBLR	C810		90M-OF100370R	90M-OF100370R	FILM CAP.	0.022UF 100V J HCQI1H223JZT
SBLR	C811		90M-OF100370R	90M-OF100370R	FILM CAP.	0.022UF 100V J HCQI1H223JZT
SBLR	C812		90M-OF100370R	90M-OF100370R	FILM CAP.	0.022UF 100V J HCQI1H223JZT
SBLR	C813		90M-OF100370R	90M-OF100370R	FILM CAP.	0.022UF 100V J HCQI1H223JZT
SBLR	C814		nsp	nsp	CER. CAP.	1000PF 50V KB CCKT1H102KB
SBLR	C815		nsp	nsp	CER. CAP.	1000PF 50V KB CCKT1H102KB
SBLR	C816		nsp	nsp	CER. CAP.	0.1UF 50V Z HCBS1H104ZFT
SBLR	C817		nsp	nsp	CER. CAP.	0.1UF 50V Z HCBS1H104ZFT
SBLR	CN81		nsp	nsp	CONN.	6P STRAIGHT CJP06GA19ZY
SBLR	CN82		nsp	nsp	CONN.	2P WAFER CJP02GA89ZY
SBLR	CN83		nsp	nsp	CONN.	2P WAFER CJP02GA89ZY
SBLR	D801		nsp	90M-HD201750R	DIODE	1N4003 CVD1N4003SRT
SBLR	D802		nsp	90M-HD201750R	DIODE	1N4003 CVD1N4003SRT

NOTE : "nsp" PART IS LISTED FOR REFERENCE ONLY, MARANTZ WILL NOT SUPPLY THESE PARTS.

P.W.B. NAME	POS. NO.	VERS. COLOR	PART NO. (FOR EUR)	PART NO. (MZ)	PART NAME	DESCRIPTION	
SBLR	J800		nsp	nsp	CORD	SN95/PB5 0.6	C3A206
SBLR	J801		nsp	nsp	CORD	SN95/PB5 0.6	C3A206
SBLR	J802		nsp	nsp	CORD	SN95/PB5 0.6	C3A206
SBLR	J803		nsp	nsp	CORD	SN95/PB5 0.6	C3A206
SBLR	J804		nsp	nsp	CORD	SN95/PB5 0.6	C3A206
SBLR	J805		nsp	nsp	CORD	SN95/PB5 0.6	C3A206
SBLR	J806		nsp	nsp	CORD	SN95/PB5 0.6	C3A206
SBLR	J807		nsp	nsp	CORD	SN95/PB5 0.6	C3A206
SBLR	J808		nsp	nsp	CORD	SN95/PB5 0.6	C3A206
SBLR	JK80		90M-YT004020R	90M-YT004020R	TERMINAL	6P SPEAKER	CJJ5Q012Z
SBLR	Q801		00MHT600111B0	00MHT600111B0	TRS.	KTA1267Y	HVTKTA1267YT
SBLR	Q802		00MHT600111B0	00MHT600111B0	TRS.	KTA1267Y	HVTKTA1267YT
SBLR	Q803		00MBA20001000	00MBA20001000	TRS.	KRC102M	HVTKRC102MT
SBLR	Q804		00MBA20001000	00MBA20001000	TRS.	KRC102M	HVTKRC102MT
SBLR	R810		nsp	nsp	RES.	10 OHM 1W J	KRG1SANJ100RT
SBLR	R811		nsp	nsp	RES.	10 OHM 1W J	KRG1SANJ100RT
SBLR	R812		nsp	nsp	RES.	10K OHM 1/5W J	CRD20TJ103T
SBLR	R813		nsp	nsp	RES.	10K OHM 1/5W J	CRD20TJ103T
SBLR	R814		nsp	nsp	RES.	10K OHM 1/5W J	CRD20TJ103T
SBLR	R815		nsp	nsp	RES.	10K OHM 1/5W J	CRD20TJ103T
SBLR	R816		nsp	nsp	RES.	390 OHM 1W J	KRG1SANJ391RT
SBLR	R817		nsp	nsp	RES.	390 OHM 1W J	KRG1SANJ391RT
SBLR	R818		nsp	nsp	RES.	470 OHM 1W J	KRG1SANJ471RT
SBLR	R819		nsp	nsp	RES.	470 OHM 1W J	KRG1SANJ471RT
SBLR	RY81		00MLY20240490	00MLY20240490	RELAY	5GPA-28 DC24	HSL3B013ZE
SBLR	RY82		00MLY20240490	00MLY20240490	RELAY	5GPA-28 DC24	HSL3B013ZE
SBLR	SW81		90M-SS000710R	90M-SS000710R	SW	SLIDE SWITCH	KSS2B016Z
					SELECTOR ENCODER PWB (CUP11869Y-2)		
SEL/ENC	C841		nsp	nsp	CER. CAP.	0.1UF 50V Z	HCBS1H104ZFT
SEL/ENC	C851		nsp	nsp	CER. CAP.	0.1UF 50V Z	HCBS1H104ZFT
SEL/ENC	C871		nsp	nsp	CER. CAP.	100PF 50V K	HCBS1H101KBT
SEL/ENC	C872		nsp	nsp	CER. CAP.	100PF 50V K	HCBS1H101KBT
SEL/ENC	C873		nsp	nsp	CER. CAP.	100PF 50V K	HCBS1H101KBT
SEL/ENC	CN51		nsp	nsp	CONN.	9P STRAIGHT	CJP09GA19ZY
SEL/ENC	D801		90M-HI101090R	90M-HI101090R	L.E.D.	SPR-39MVW3 2COLOR	HVDSPR39MVW3
SEL/ENC	D806		90M-HI101190R	90M-HI101190R	L.E.D.	BLUE LED TOL-52CSBBCEAB2	CVD52CSBBCEAB2
SEL/ENC	EN82		90M-SR000270R	90M-SR000270R	ROTARY SW	EC16B12S0AD4ZZZ	HSR2A032Z
SEL/ENC	J847		nsp	nsp	CORD	SN95/PB5 0.6	C3A206
SEL/ENC	J848		nsp	nsp	CORD	SN95/PB5 0.6	C3A206
SEL/ENC	J849		nsp	nsp	CORD	SN95/PB5 0.6	C3A206
SEL/ENC	J866		nsp	nsp	CORD	SN95/PB5 0.6	C3A206
SEL/ENC	J867		nsp	nsp	CORD	SN95/PB5 0.6	C3A206
SEL/ENC	JW13		nsp	nsp	CORD	WIRE ASSY	CWE8102140RV
SEL/ENC	Q806		00MBA10001000	00MBA10001000	TRS.	KRA102M	HVTKRA102MT
SEL/ENC	Q807		00MBA10001000	00MBA10001000	TRS.	KRA102M	HVTKRA102MT
SEL/ENC	Q812		00MBA10001000	00MBA10001000	TRS.	KRA102M	HVTKRA102MT
SEL/ENC	R852		nsp	nsp	RES.	220 OHM 1/5W J	CRD20TJ221T
SEL/ENC	R853		nsp	nsp	RES.	10K OHM 1/5W J	CRD20TJ103T
SEL/ENC	R865		nsp	nsp	RES.	270 OHM 1/5W J	CRD20TJ271T
SEL/ENC	R871		nsp	nsp	RES.	10K OHM 1/5W J	CRD20TJ103T
SEL/ENC	R872		nsp	nsp	RES.	10K OHM 1/5W J	CRD20TJ103T
SEL/ENC	R873		nsp	nsp	RES.	10K OHM 1/5W J	CRD20TJ103T
SEL/ENC	R874		nsp	nsp	RES.	10K OHM 1/5W J	CRD20TJ103T
SEL/ENC	R875		nsp	nsp	RES.	220 OHM 1/5W J	CRD20TJ221T
					STANDBY PWB (CUP11874X-1)		
ST-BY	BK71		nsp	nsp	BRACKET	BRACKET FOR PWB (A)	CMD1A188
ST-BY	C602		nsp	nsp	CER. CAP.	0.01UF 50V Z	CCFT1H103ZF
ST-BY	C781		nsp	nsp	CER. CAP.	0.1UF 50V Z	HCBS1H104ZFT
ST-BY	C782		nsp	00MOA47505020	ELECT CAP.	4.7UF 50V	CCEA1HH4R7T
ST-BY	C783		nsp	00MOA10701620	ELECT CAP.	100UF 16V	CCEA1CH101T
ST-BY	C784		nsp	nsp	CER. CAP.	0.1UF 50V Z	HCBS1H104ZFT
ST-BY	C785		nsp	nsp	CER. CAP.	0.1UF 50V Z	HCBS1H104ZFT
ST-BY	C786		nsp	00MOA33802520	ELECT CAP.	3300UF 25V	CCEA1EH332E
ST-BY	C791		nsp	nsp	CER. CAP.	1000PF 50V KB	CCKT1H102KB
ST-BY	▲ C792		90M-DK100810R	90M-DK100810R	CER. CAP.	! DE1610-610F103M JP (KH TYPE)	HCKWKH103MF
ST-BY	CN70		90M-YP100410R	90M-YP100410R	CONN.	PIN HEADER (7PIN)	CJP07GA98ZY
ST-BY	CN71	F N	nsp	nsp	CONN.	2P WAFER	CJP02GA89ZY

NOTE : *nsp* PART IS LISTED FOR REFERENCE ONLY, MARANTZ WILL NOT SUPPLY THESE PARTS.

P.W.B. NAME	POS. NO.	VERS. COLOR	PART NO. (FOR EUR)	PART NO. (MZ)	PART NAME	DESCRIPTION	
ST-BY	CN71	/K1G	nsp	nsp	CONN.	2P WAFER	CJP02GA89ZY
ST-BY	CN71	/N1B	nsp	nsp	CONN.	2P WAFER	CJP02GA89ZY
ST-BY	CN71	/N1S	nsp	nsp	CONN.	2P WAFER	CJP02GA89ZY
ST-BY	CN72		nsp	nsp	CONN.	2P WAFER	CJP02GA89ZY
ST-BY	CN73		nsp	nsp	CONN.	2P WAFER	CJP02GA89ZY
ST-BY	D702		nsp	00MHD20015210	DIODE	1SS133T-77	CVD1SS133MT
ST-BY	D704		nsp	90M-HD201750R	DIODE	1N4003	CVD1N4003SRT
ST-BY	D706		90M-HD302410R	90M-HD302410R	ZENER DIODE	ZJ8.2BT	CVDZJ8.2BT
ST-BY	D707		nsp	90M-HD201750R	DIODE	1N4003	CVD1N4003SRT
ST-BY	D708		nsp	90M-HD201750R	DIODE	1N4003	CVD1N4003SRT
ST-BY	D709		nsp	90M-HD201750R	DIODE	1N4003	CVD1N4003SRT
ST-BY	D710		nsp	90M-HD201750R	DIODE	1N4003	CVD1N4003SRT
ST-BY	D711		nsp	90M-HD201750R	DIODE	1N4003	CVD1N4003SRT
ST-BY	D712		nsp	90M-HD201750R	DIODE	1N4003	CVD1N4003SRT
ST-BY	D717		nsp	90M-HD201750R	DIODE	1N4003	CVD1N4003SRT
ST-BY	ET71		nsp	nsp	TERMINAL	EARTH PLATE	CNE75
ST-BY	▲ F701	F N	nsp	90M-FS001080R	FUSE	! 10A/250V	KBA2C1002TLEY
ST-BY	▲ F701	/K1G	nsp	90M-FS001480R	FUSE	! T6.3AL 250V	KBA2C6300TLEY
ST-BY	▲ F701	/N1B	90M-FS001480R	90M-FS001480R	FUSE	! T6.3AL 250V	KBA2C6300TLEY
ST-BY	▲ F701	/N1S	90M-FS001480R	90M-FS001480R	FUSE	! T6.3AL 250V	KBA2C6300TLEY
ST-BY	▲ F701	/U1B	nsp	90M-FS001080R	FUSE	! 10A/250V	KBA2C1002TLEY
ST-BY	F701(1)		nsp	nsp	CONN.	HOLDER FUSE	KJCF5S
ST-BY	▲ F702	/U1B	90M-FS001460R	90M-FS001460R	FUSE	! T 3.15A L 250V LITTLE FUSE 382	KBA2D3150A2EYT
ST-BY	▲ F703		90M-FS001460R	90M-FS001460R	FUSE	! T 3.15A L 250V LITTLE FUSE 382	KBA2D3150A2EYT
ST-BY	IC74		90M-HC108410R	90M-HC108410R	IC	S-80842CNY-X	HVIS-80842CNY-X
ST-BY	▲ IC75		90M-HC300500R	90M-HC300500R	IC	! KA7805-ABTU	HVIMC7805C
ST-BY	IC92		90M-HC109890R	90M-HC109890R	IC	ST3232ECWR	CVIST3232ECWR
ST-BY	J701		nsp	nsp	CORD	SN95/PB5 0.6	C3A206
ST-BY	J702		nsp	nsp	CORD	SN95/PB5 0.6	C3A206
ST-BY	J703		nsp	nsp	CORD	SN95/PB5 0.6	C3A206
ST-BY	J704		nsp	nsp	CORD	SN95/PB5 0.6	C3A206
ST-BY	J705	/U1B	nsp	nsp	CORD	SN95/PB5 0.6	C3A206
ST-BY	J706		nsp	nsp	CORD	SN95/PB5 0.6	C3A206
ST-BY	J707		nsp	nsp	CORD	SN95/PB5 0.6	C3A206
ST-BY	J708		nsp	nsp	CORD	SN95/PB5 0.6	C3A206
ST-BY	▲ JK70	/U1B	90M-YT002410R	90M-YT002410R	TERMINAL	! A204D0041P AC(UL/2P/SEP)	KJJ7A015Z
ST-BY	▲ JK71	F N	90M-YT002410R	90M-YT002410R	TERMINAL	! A204D0041P AC(UL/2P/SEP)	KJJ7A015Z
ST-BY	▲ JK71	/N1B	90M-YT002430R	90M-YT002430R	TERMINAL	! A302D0061P AC(EUR/1P)	KJJ7A022Z
ST-BY	▲ JK71	/N1S	90M-YT002430R	90M-YT002430R	TERMINAL	! A302D0061P AC(EUR/1P)	KJJ7A022Z
ST-BY	Q704		00MBA20001000	00MBA20001000	TRS.	KRC102M	HVTKRC102MT
ST-BY	Q705		00MHT600111B0	00MHT600111B0	TRS.	KTA1267Y	HVTKTA1267YT
ST-BY	R781		nsp	nsp	RES.	47K OHM 1/5W J	CRD20TJ473T
ST-BY	R782		nsp	nsp	RES.	12K OHM 1/5W J	CRD20TJ123T
ST-BY	R783		nsp	nsp	RES.	2.2K OHM 1/5W J	CRD20TJ222T
ST-BY	R786		nsp	nsp	RES.	1 OHM 1/5W J	CRD20TJ1R0T
ST-BY	R787	/U1B	nsp	90M-GG000010R	RES.	3.3M OHM 1/10W J	HRDERC12UGK335T
ST-BY	R788		nsp	nsp	RES.	4.7K OHM 1/5W J	CRD20TJ472T
ST-BY	R789		nsp	nsp	RES.	10K OHM 1/5W J	CRD20TJ103T
ST-BY	▲ RY701		00MLY10090010	00MLY10090010	RELAY	! SDT-S-109DMR	HSL1D016ZE
ST-BY	▲ T701	F N	90M-TS002940R	90M-TS002940R	TRANSF.	! TRANSF. SUB F	CLT5K006ZJ
ST-BY	▲ T701	/K1G	90M-TS003020R	90M-TS003020R	TRANSF.	! TRANSF. SUB K	CLT5K006ZH
ST-BY	▲ T701	/N1B	90M-TS002930R	90M-TS002930R	TRANSF.	! TRANSF. SUB N	CLT5K006ZE
ST-BY	▲ T701	/N1S	90M-TS002930R	90M-TS002930R	TRANSF.	! TRANSF. SUB N	CLT5K006ZE
ST-BY	▲ T701	/U1B	90M-TS002950R	90M-TS002950R	TRANSF.	! TRANSF. SUB U	CLT5K006ZU
					TACT SW PWB		
TACT	J864	/U1B	nsp	nsp	CORD	SN95/PB5 0.6	C3A206
TACT	J865	/U1B	nsp	nsp	CORD	SN95/PB5 0.6	C3A206
TACT	SW98	/U1B	nsp	90M-SP001210R	SW	SKHV10910G TACT	CST1A012ZT
					TUNER PWB (CUP12006Z)		
TUNER	C501	/K1G	nsp	00MDD95471300	CER. CAP.	470PF 50V JA	CCUS1H471JA
TUNER	C502	/K1G	nsp	00MDD95471300	CER. CAP.	470PF 50V JA	CCUS1H471JA
TUNER	CN19	/K1G	nsp	nsp	CONN.	STRAIGHT 3PIN	CJP03GA19ZY
TUNER	JK25	/K1G	nsp	90M-YT005420R	TERMINAL	CINCH 2P L/R SILVER	CJJ4N062Z
TUNER	R501	/K1G	nsp	00MNN05101610	CHIP RES.	100 OHM 1/10W J	CRJ10DJ101T
TUNER	R502	/K1G	nsp	00MNN05101610	CHIP RES.	100 OHM 1/10W J	CRJ10DJ101T
TUNER	R503	/K1G	nsp	00MNN05832610	CHIP RES.	82K OHM 1/10W J	CRJ10DJ823T
TUNER	R504	/K1G	nsp	00MNN05832610	CHIP RES.	82K OHM 1/10W J	CRJ10DJ823T

NOTE : "nsp" PART IS LISTED FOR REFERENCE ONLY, MARANTZ WILL NOT SUPPLY THESE PARTS.

P.W.B. NAME	POS. NO.	VERS. COLOR	PART NO. (FOR EUR)	PART NO. (MZ)	PART NAME	DESCRIPTION
					VIDEO PWB (CUP11873X)	
VIDEO	BN40		nsp	nsp	CORD	WIRE ASSY CWZSR7001BN40
VIDEO	BN83		nsp	nsp	CORD	WIRE ASSY CWZSR7001BN83
VIDEO	C702		nsp	00MOA10605020	ELECT CAP.	10UF 50V CCEA1HH100T
VIDEO	C704		nsp	00MOA10605020	ELECT CAP.	10UF 50V CCEA1HH100T
VIDEO	C706		nsp	00MOA10605020	ELECT CAP.	10UF 50V CCEA1HH100T
VIDEO	C707		nsp	nsp	CER. CAP.	47PF 50V JC CCCT1H470JC
VIDEO	C708		nsp	00MOA47701020	ELECT CAP.	470UF 10V CCEA1AH471T
VIDEO	C710		nsp	00MOA10605020	ELECT CAP.	10UF 50V CCEA1HH100T
VIDEO	C711		nsp	nsp	CER. CAP.	47PF 50V JC CCCT1H470JC
VIDEO	C712		nsp	00MOA47701020	ELECT CAP.	470UF 10V CCEA1AH471T
VIDEO	C713		nsp	nsp	CER. CAP.	68PF 50V JC CCCT1H680JC
VIDEO	C714		nsp	00MOA47701020	ELECT CAP.	470UF 10V CCEA1AH471T
VIDEO	C715		nsp	00MOA10605020	ELECT CAP.	10UF 50V CCEA1HH100T
VIDEO	C716		nsp	00MOA10605020	ELECT CAP.	10UF 50V CCEA1HH100T
VIDEO	C717		nsp	00MOA10605020	ELECT CAP.	10UF 50V CCEA1HH100T
VIDEO	C719		nsp	00MOA10605020	ELECT CAP.	10UF 50V CCEA1HH100T
VIDEO	C720		nsp	00MOA10605020	ELECT CAP.	10UF 50V CCEA1HH100T
VIDEO	C722		nsp	00MOA10605020	ELECT CAP.	10UF 50V CCEA1HH100T
VIDEO	C723		nsp	00MOA10605020	ELECT CAP.	10UF 50V CCEA1HH100T
VIDEO	C725		nsp	00MOA10605020	ELECT CAP.	10UF 50V CCEA1HH100T
VIDEO	C726		nsp	00MOA10605020	ELECT CAP.	10UF 50V CCEA1HH100T
VIDEO	C727		nsp	nsp	CER. CAP.	47PF 50V JC CCCT1H470JC
VIDEO	C728		nsp	00MOA47701020	ELECT CAP.	470UF 10V CCEA1AH471T
VIDEO	C729		nsp	nsp	CER. CAP.	47PF 50V JC CCCT1H470JC
VIDEO	C730		nsp	00MOA10605020	ELECT CAP.	10UF 50V CCEA1HH100T
VIDEO	C732		nsp	00MOA10605020	ELECT CAP.	10UF 50V CCEA1HH100T
VIDEO	C733		nsp	00MOA10605020	ELECT CAP.	10UF 50V CCEA1HH100T
VIDEO	C734		nsp	nsp	CER. CAP.	47PF 50V JC CCCT1H470JC
VIDEO	C735		nsp	00MOA47701020	ELECT CAP.	470UF 10V CCEA1AH471T
VIDEO	C736		nsp	nsp	CER. CAP.	47PF 50V JC CCCT1H470JC
VIDEO	C737		nsp	00MOA10605020	ELECT CAP.	10UF 50V CCEA1HH100T
VIDEO	C738		nsp	nsp	CER. CAP.	68PF 50V JC CCCT1H680JC
VIDEO	C739		nsp	00MOA47701020	ELECT CAP.	470UF 10V CCEA1AH471T
VIDEO	C740		nsp	nsp	CER. CAP.	68PF 50V JC CCCT1H680JC
VIDEO	C741		nsp	00MOA10605020	ELECT CAP.	10UF 50V CCEA1HH100T
VIDEO	C742		nsp	00MOA10605020	ELECT CAP.	10UF 50V CCEA1HH100T
VIDEO	C743		nsp	nsp	CORD	SN95/PB5 0.6 C3A206
VIDEO	C744		nsp	00MOA22505020	ELECT CAP.	2.2UF 50V CCEA1HH2R2T
VIDEO	C745		nsp	00MOA10605020	ELECT CAP.	10UF 50V CCEA1HH100T
VIDEO	C746		nsp	00MOA10605020	ELECT CAP.	10UF 50V CCEA1HH100T
VIDEO	C747		nsp	00MOA10605020	ELECT CAP.	10UF 50V CCEA1HH100T
VIDEO	C748		nsp	nsp	CER. CAP.	0.01UF 50V Z CCFT1H103ZF
VIDEO	C749		nsp	00MOA10701620	ELECT CAP.	100UF 16V CCEA1CH101T
VIDEO	C751		nsp	00MOA47505020	ELECT CAP.	4.7UF 50V CCEA1HH4R7T
VIDEO	C752		nsp	00MOA10605020	ELECT CAP.	10UF 50V CCEA1HH100T
VIDEO	C753		nsp	00MOA10701620	ELECT CAP.	100UF 16V CCEA1CH101T
VIDEO	C754		nsp	nsp	CER. CAP.	0.01UF 50V Z CCFT1H103ZF
VIDEO	C755		nsp	nsp	CER. CAP.	47PF 50V JC CCCT1H470JC
VIDEO	C756		nsp	nsp	CER. CAP.	0.01UF 50V Z CCFT1H103ZF
VIDEO	C757		nsp	00MOA10701620	ELECT CAP.	100UF 16V CCEA1CH101T
VIDEO	C758		nsp	00MOA10701620	ELECT CAP.	100UF 16V CCEA1CH101T
VIDEO	C759		nsp	nsp	CER. CAP.	0.01UF 50V Z CCFT1H103ZF
VIDEO	C760		nsp	nsp	CER. CAP.	47PF 50V JC CCCT1H470JC
VIDEO	C761		nsp	nsp	CER. CAP.	0.01UF 50V Z CCFT1H103ZF
VIDEO	C762		nsp	00MOA10701620	ELECT CAP.	100UF 16V CCEA1CH101T
VIDEO	C763		nsp	00MOA10701620	ELECT CAP.	100UF 16V CCEA1CH101T
VIDEO	C764		nsp	nsp	CER. CAP.	0.01UF 50V Z CCFT1H103ZF
VIDEO	C765		nsp	nsp	CER. CAP.	47PF 50V JC CCCT1H470JC
VIDEO	C766		nsp	nsp	CER. CAP.	0.01UF 50V Z CCFT1H103ZF
VIDEO	C767		nsp	00MOA10701620	ELECT CAP.	100UF 16V CCEA1CH101T
VIDEO	C768		nsp	nsp	CER. CAP.	1200PF 50V KB CCKT1H122KB
VIDEO	C769		nsp	00MOA10505020	ELECT CAP.	1UF 50V CCEA1HH1R0T
VIDEO	C770		nsp	nsp	CER. CAP.	0.01UF 50V Z CCFT1H103ZF
VIDEO	C771		nsp	00MOA10701620	ELECT CAP.	100UF 16V CCEA1CH101T
VIDEO	C773		nsp	nsp	CER. CAP.	24PF 50V JC CCCT1H240JC
VIDEO	C774		nsp	nsp	CER. CAP.	22PF 50V JC CCCT1H220JC

NOTE : *nsp* PART IS LISTED FOR REFERENCE ONLY, MARANTZ WILL NOT SUPPLY THESE PARTS.

P.W.B. NAME	POS. NO.	VERS. COLOR	PART NO. (FOR EUR)	PART NO. (MZ)	PART NAME	DESCRIPTION	
VIDEO	C775		nsp	00MOA10505020	ELECT CAP.	1UF 50V	CCEA1HH1R0T
VIDEO	C776		nsp	nsp	CER. CAP.	0.01UF 50V Z	CCFT1H103ZF
VIDEO	C777		nsp	nsp	CER. CAP.	30PF 50V JC	CCCT1H300JC
VIDEO	C778	F N	nsp	nsp	CER. CAP.	30PF 50V JC	CCCT1H300JC
VIDEO	C778	/K1G	nsp	nsp	CER. CAP.	27PF 50V JC	CCCT1H270JC
VIDEO	C778	/N1B	nsp	nsp	CER. CAP.	27PF 50V JC	CCCT1H270JC
VIDEO	C778	/N1S	nsp	nsp	CER. CAP.	27PF 50V JC	CCCT1H270JC
VIDEO	C778	/U1B	nsp	nsp	CER. CAP.	30PF 50V JC	CCCT1H300JC
VIDEO	C779		nsp	00MOA10605020	ELECT CAP.	10UF 50V	CCEA1HH100T
VIDEO	C780		nsp	nsp	CER. CAP.	47PF 50V JC	CCCT1H470JC
VIDEO	C781		nsp	nsp	CER. CAP.	1000PF 50V KB	CCKT1H102KB
VIDEO	C782		nsp	nsp	CER. CAP.	220PF 50V KB	CCKT1H221KB
VIDEO	C783		nsp	00MOA10605020	ELECT CAP.	10UF 50V	CCEA1HH100T
VIDEO	C785		nsp	nsp	CER. CAP.	0.01UF 50V Z	CCFT1H103ZF
VIDEO	C786		nsp	nsp	CER. CAP.	0.01UF 50V Z	CCFT1H103ZF
VIDEO	C787		nsp	00MOA10701620	ELECT CAP.	100UF 16V	CCEA1CH101T
VIDEO	C788		nsp	00MOA10605020	ELECT CAP.	10UF 50V	CCEA1HH100T
VIDEO	C789		nsp	00MOA10605020	ELECT CAP.	10UF 50V	CCEA1HH100T
VIDEO	C790		nsp	nsp	CER. CAP.	0.01UF 50V Z	CCFT1H103ZF
VIDEO	C791		nsp	nsp	CER. CAP.	0.01UF 50V Z	CCFT1H103ZF
VIDEO	C792		nsp	00MOA10701620	ELECT CAP.	100UF 16V	CCEA1CH101T
VIDEO	C793		nsp	nsp	CER. CAP.	0.01UF 50V Z	CCFT1H103ZF
VIDEO	C794		nsp	nsp	CER. CAP.	47PF 50V JC	CCCT1H470JC
VIDEO	C795		nsp	00MOA10701620	ELECT CAP.	100UF 16V	CCEA1CH101T
VIDEO	C796		nsp	nsp	CER. CAP.	0.01UF 50V Z	CCFT1H103ZF
VIDEO	C797		nsp	00MOA10605020	ELECT CAP.	10UF 50V	CCEA1HH100T
VIDEO	C798		nsp	nsp	CER. CAP.	0.01UF 50V Z	CCFT1H103ZF
VIDEO	C799		nsp	nsp	CER. CAP.	0.01UF 50V Z	CCFT1H103ZF
VIDEO	C800		nsp	00MOA10605020	ELECT CAP.	10UF 50V	CCEA1HH100T
VIDEO	C801		nsp	nsp	CORD	SN95/PB5 0.6	C3A206
VIDEO	C802		nsp	00MOA10605020	ELECT CAP.	10UF 50V	CCEA1HH100T
VIDEO	C803		nsp	nsp	CER. CAP.	0.01UF 50V Z	CCFT1H103ZF
VIDEO	C804		nsp	nsp	CER. CAP.	0.01UF 50V Z	CCFT1H103ZF
VIDEO	C805		nsp	00MOA10701620	ELECT CAP.	100UF 16V	CCEA1CH101T
VIDEO	C806		nsp	nsp	CER. CAP.	0.01UF 50V Z	CCFT1H103ZF
VIDEO	C807		nsp	nsp	CER. CAP.	1000PF 50V KB	CCKT1H102KB
VIDEO	C811		nsp	00MOA10701620	ELECT CAP.	100UF 16V	CCEA1CH101T
VIDEO	C812		nsp	nsp	CER. CAP.	0.01UF 50V Z	CCFT1H103ZF
VIDEO	C813		nsp	nsp	CER. CAP.	0.01UF 50V Z	CCFT1H103ZF
VIDEO	C814		nsp	00MOA10605020	ELECT CAP.	10UF 50V	CCEA1HH100T
VIDEO	C815		nsp	nsp	CER. CAP.	47PF 50V JC	CCCT1H470JC
VIDEO	C817		nsp	00MOA10701620	ELECT CAP.	100UF 16V	CCEA1CH101T
VIDEO	C818		nsp	nsp	CER. CAP.	0.01UF 50V Z	CCFT1H103ZF
VIDEO	C819		nsp	nsp	CER. CAP.	0.01UF 50V Z	CCFT1H103ZF
VIDEO	C820		nsp	00MOA10701620	ELECT CAP.	100UF 16V	CCEA1CH101T
VIDEO	C821		nsp	nsp	CER. CAP.	68PF 50V JC	CCCT1H680JC
VIDEO	C822		nsp	00MOA47701020	ELECT CAP.	470UF 10V	CCEA1AH471T
VIDEO	C823		nsp	00MOA10605020	ELECT CAP.	10UF 50V	CCEA1HH100T
VIDEO	C824		nsp	00MOA10605020	ELECT CAP.	10UF 50V	CCEA1HH100T
VIDEO	C825		nsp	00MOA10605020	ELECT CAP.	10UF 50V	CCEA1HH100T
VIDEO	C827		nsp	nsp	CER. CAP.	1000PF 50V KB	CCKT1H102KB
VIDEO	C828		nsp	nsp	CER. CAP.	0.01UF 50V Z	CCFT1H103ZF
VIDEO	C829		nsp	nsp	CER. CAP.	47PF 50V JC	CCCT1H470JC
VIDEO	C830		nsp	nsp	CER. CAP.	47PF 50V JC	CCCT1H470JC
VIDEO	C831		nsp	00MOA10605020	ELECT CAP.	10UF 50V	CCEA1HH100T
VIDEO	C833		nsp	00MOA10605020	ELECT CAP.	10UF 50V	CCEA1HH100T
VIDEO	C834		nsp	00MOA10605020	ELECT CAP.	10UF 50V	CCEA1HH100T
VIDEO	C848		nsp	nsp	CER. CAP.	1000PF 50V KB	CCKT1H102KB
VIDEO	C849		nsp	nsp	CER. CAP.	0.01UF 50V Z	CCFT1H103ZF
VIDEO	C850		nsp	00MOA10605020	ELECT CAP.	10UF 50V	CCEA1HH100T
VIDEO	CN12		nsp	nsp	CONN.	5P STRAIGHT	CJP05GA19ZY
VIDEO	CN21		nsp	nsp	CONN.	8P STRAIGHT	CJP08GA01ZY
VIDEO	CN31		nsp	nsp	CONN.	6P WAFER	CJP06GA01ZY
VIDEO	CN32		nsp	nsp	CONN.	WAFER 15P FPC	CJP15GA117ZY
VIDEO	CN34		nsp	nsp	CONN.	17P WAFER CARD CABLE	CJP17GA117ZY
VIDEO	CN40		nsp	nsp	CONN.	17P WAFER CARD CABLE	CJP17GA117ZY
VIDEO	D701		nsp	00MHD20015210	DIODE	1SS133T-77	CVD1SS133MT

NOTE : *nsp* PART IS LISTED FOR REFERENCE ONLY, MARANTZ WILL NOT SUPPLY THESE PARTS.

P.W.B. NAME	POS. NO.	VERS. COLOR	PART NO. (FOR EUR)	PART NO. (MZ)	PART NAME	DESCRIPTION
VIDEO	D702		nsp	00MHD20015210	DIODE	1SS133T-77 CVD1SS133MT
VIDEO	D704		nsp	00MHD20015210	DIODE	1SS133T-77 CVD1SS133MT
VIDEO	D705		nsp	90M-HD201750R	DIODE	1N4003 CVD1N4003SRT
VIDEO	D706		nsp	00MHD20015210	DIODE	1SS133T-77 CVD1SS133MT
VIDEO	D707		nsp	00MHD20015210	DIODE	1SS133T-77 CVD1SS133MT
VIDEO	D708		nsp	90M-HD201750R	DIODE	1N4003 CVD1N4003SRT
VIDEO	D709		nsp	90M-HD201750R	DIODE	1N4003 CVD1N4003SRT
VIDEO	D710		nsp	90M-HD201750R	DIODE	1N4003 CVD1N4003SRT
VIDEO	IC71		00MHC10227090	00MHC10227090	IC	NJM2595D VIDEO S/W HVINJM2595D
VIDEO	IC72		00MHC10227090	00MHC10227090	IC	NJM2595D VIDEO S/W HVINJM2595D
VIDEO	IC73		00MHC10227090	00MHC10227090	IC	NJM2595D VIDEO S/W HVINJM2595D
VIDEO	IC74		90M-HC108400R	90M-HC108400R	IC	NJM2535D VIDEO S/W HVINJM2535D
VIDEO	IC75		00MHC10185090	00MHC10185090	IC	NJM2264D VIDEO HVINJM2264D
VIDEO	IC76		00MHC10119090	00MHC10119090	IC	NJM2244D VIDEO HVINJM2244D
VIDEO	IC77		00MHC10119090	00MHC10119090	IC	NJM2244D VIDEO HVINJM2244D
VIDEO	IC78		00MHC10423030	00MHC10423030	IC	LC747828A13E CVILC747828A13E
VIDEO	IC79		90M-HC108420R	90M-HC108420R	IC	TC74HC4094AP HVITC74HC4094AP
VIDEO	IC80		90M-HC108420R	90M-HC108420R	IC	TC74HC4094AP HVITC74HC4094AP
VIDEO	IC81		00MHC10227090	00MHC10227090	IC	NJM2595D VIDEO S/W HVINJM2595D
VIDEO	IC82		00MHC10119090	00MHC10119090	IC	NJM2244D VIDEO HVINJM2244D
VIDEO	IC83		90M-HC108420R	90M-HC108420R	IC	TC74HC4094AP HVITC74HC4094AP
VIDEO	IC91		90M-HC300560R	90M-HC300560R	IC	KA7805 HVIMC7905C
VIDEO	IC92		00MHC3990809F	00MHC3990809F	IC	NJM7908FA HVINJM7908FA
VIDEO	J701		nsp	nsp	CORD	SN95/PB5 0.6 C3A206
VIDEO	J702		nsp	nsp	CORD	SN95/PB5 0.6 C3A206
VIDEO	J703		nsp	nsp	CORD	SN95/PB5 0.6 C3A206
VIDEO	J704		nsp	nsp	CORD	SN95/PB5 0.6 C3A206
VIDEO	J705		nsp	nsp	CORD	SN95/PB5 0.6 C3A206
VIDEO	J706		nsp	nsp	CORD	SN95/PB5 0.6 C3A206
VIDEO	J707		nsp	nsp	CORD	SN95/PB5 0.6 C3A206
VIDEO	J708		nsp	nsp	CORD	SN95/PB5 0.6 C3A206
VIDEO	J709		nsp	nsp	CORD	SN95/PB5 0.6 C3A206
VIDEO	J710		nsp	nsp	CORD	SN95/PB5 0.6 C3A206
VIDEO	J711		nsp	nsp	CORD	SN95/PB5 0.6 C3A206
VIDEO	J712		nsp	nsp	CORD	SN95/PB5 0.6 C3A206
VIDEO	J713		nsp	nsp	CORD	SN95/PB5 0.6 C3A206
VIDEO	J714		nsp	nsp	CORD	SN95/PB5 0.6 C3A206
VIDEO	J715		nsp	nsp	CORD	SN95/PB5 0.6 C3A206
VIDEO	J716		nsp	nsp	CORD	SN95/PB5 0.6 C3A206
VIDEO	J717		nsp	nsp	CORD	SN95/PB5 0.6 C3A206
VIDEO	J718		nsp	nsp	CORD	SN95/PB5 0.6 C3A206
VIDEO	J719		nsp	nsp	CORD	SN95/PB5 0.6 C3A206
VIDEO	J720		nsp	nsp	CORD	SN95/PB5 0.6 C3A206
VIDEO	J721		nsp	nsp	CORD	SN95/PB5 0.6 C3A206
VIDEO	J722		nsp	nsp	CORD	SN95/PB5 0.6 C3A206
VIDEO	J723		nsp	nsp	CORD	SN95/PB5 0.6 C3A206
VIDEO	J724		nsp	nsp	CORD	SN95/PB5 0.6 C3A206
VIDEO	J725		nsp	nsp	CORD	SN95/PB5 0.6 C3A206
VIDEO	J726		nsp	nsp	CORD	SN95/PB5 0.6 C3A206
VIDEO	J727		nsp	nsp	CORD	SN95/PB5 0.6 C3A206
VIDEO	J728		nsp	nsp	CORD	SN95/PB5 0.6 C3A206
VIDEO	J729		nsp	nsp	CORD	SN95/PB5 0.6 C3A206
VIDEO	J730		nsp	nsp	CORD	SN95/PB5 0.6 C3A206
VIDEO	J731		nsp	nsp	CORD	SN95/PB5 0.6 C3A206
VIDEO	J732		nsp	nsp	CORD	SN95/PB5 0.6 C3A206
VIDEO	J733		nsp	nsp	CORD	SN95/PB5 0.6 C3A206
VIDEO	J734		nsp	nsp	CORD	SN95/PB5 0.6 C3A206
VIDEO	J735		nsp	nsp	CORD	SN95/PB5 0.6 C3A206
VIDEO	J736		nsp	nsp	CORD	SN95/PB5 0.6 C3A206
VIDEO	J737		nsp	nsp	CORD	SN95/PB5 0.6 C3A206
VIDEO	J738		nsp	nsp	CORD	SN95/PB5 0.6 C3A206
VIDEO	J739		nsp	nsp	CORD	SN95/PB5 0.6 C3A206
VIDEO	J740		nsp	nsp	CORD	SN95/PB5 0.6 C3A206
VIDEO	J741		nsp	nsp	CORD	SN95/PB5 0.6 C3A206
VIDEO	J742		nsp	nsp	CORD	SN95/PB5 0.6 C3A206
VIDEO	J743		nsp	nsp	CORD	SN95/PB5 0.6 C3A206
VIDEO	J744		nsp	nsp	CORD	SN95/PB5 0.6 C3A206

NOTE : *nsp* PART IS LISTED FOR REFERENCE ONLY, MARANTZ WILL NOT SUPPLY THESE PARTS.

P.W.B. NAME	POS. NO.	VERS. COLOR	PART NO. (FOR EUR)	PART NO. (MZ)	PART NAME	DESCRIPTION
VIDEO	J745		nsp	nsp	CORD	SN95/PB5 0.6 C3A206
VIDEO	J746		nsp	nsp	CORD	SN95/PB5 0.6 C3A206
VIDEO	J747		nsp	nsp	CORD	SN95/PB5 0.6 C3A206
VIDEO	J748		nsp	nsp	CORD	SN95/PB5 0.6 C3A206
VIDEO	J749		nsp	nsp	CORD	SN95/PB5 0.6 C3A206
VIDEO	J750		nsp	nsp	CORD	SN95/PB5 0.6 C3A206
VIDEO	J751		nsp	nsp	CORD	SN95/PB5 0.6 C3A206
VIDEO	J752		nsp	nsp	CORD	SN95/PB5 0.6 C3A206
VIDEO	J753		nsp	nsp	CORD	SN95/PB5 0.6 C3A206
VIDEO	J755		nsp	nsp	CORD	SN95/PB5 0.6 C3A206
VIDEO	J756		nsp	nsp	CORD	SN95/PB5 0.6 C3A206
VIDEO	J757		nsp	nsp	CORD	SN95/PB5 0.6 C3A206
VIDEO	J758		nsp	nsp	CORD	SN95/PB5 0.6 C3A206
VIDEO	J759		nsp	nsp	CORD	SN95/PB5 0.6 C3A206
VIDEO	J760		nsp	nsp	CORD	SN95/PB5 0.6 C3A206
VIDEO	J761		nsp	nsp	CORD	SN95/PB5 0.6 C3A206
VIDEO	J762		nsp	nsp	CORD	SN95/PB5 0.6 C3A206
VIDEO	J763		nsp	nsp	CORD	SN95/PB5 0.6 C3A206
VIDEO	J764		nsp	nsp	CORD	SN95/PB5 0.6 C3A206
VIDEO	J765		nsp	nsp	CORD	SN95/PB5 0.6 C3A206
VIDEO	J766		nsp	nsp	CORD	SN95/PB5 0.6 C3A206
VIDEO	J767		nsp	nsp	CORD	SN95/PB5 0.6 C3A206
VIDEO	J768		nsp	nsp	CORD	SN95/PB5 0.6 C3A206
VIDEO	J769		nsp	nsp	CORD	SN95/PB5 0.6 C3A206
VIDEO	J770		nsp	nsp	CORD	SN95/PB5 0.6 C3A206
VIDEO	J771		nsp	nsp	CORD	SN95/PB5 0.6 C3A206
VIDEO	J772		nsp	nsp	CORD	SN95/PB5 0.6 C3A206
VIDEO	J773		nsp	nsp	CORD	SN95/PB5 0.6 C3A206
VIDEO	J774		nsp	nsp	CORD	SN95/PB5 0.6 C3A206
VIDEO	J775		nsp	nsp	CORD	SN95/PB5 0.6 C3A206
VIDEO	J776		nsp	nsp	CORD	SN95/PB5 0.6 C3A206
VIDEO	J777		nsp	nsp	CORD	SN95/PB5 0.6 C3A206
VIDEO	J778		nsp	nsp	CORD	SN95/PB5 0.6 C3A206
VIDEO	J779		nsp	nsp	CORD	SN95/PB5 0.6 C3A206
VIDEO	J780		nsp	nsp	CORD	SN95/PB5 0.6 C3A206
VIDEO	J781		nsp	nsp	CORD	SN95/PB5 0.6 C3A206
VIDEO	J782		nsp	nsp	CORD	SN95/PB5 0.6 C3A206
VIDEO	J785		nsp	nsp	CORD	SN95/PB5 0.6 C3A206
VIDEO	J786		nsp	nsp	CORD	SN95/PB5 0.6 C3A206
VIDEO	J787		nsp	nsp	CORD	SN95/PB5 0.6 C3A206
VIDEO	J788		nsp	nsp	CORD	SN95/PB5 0.6 C3A206
VIDEO	J789		nsp	nsp	CORD	SN95/PB5 0.6 C3A206
VIDEO	J790		nsp	nsp	CORD	SN95/PB5 0.6 C3A206
VIDEO	J792		nsp	nsp	CORD	SN95/PB5 0.6 C3A206
VIDEO	J793		nsp	nsp	CORD	SN95/PB5 0.6 C3A206
VIDEO	J794		nsp	nsp	CORD	SN95/PB5 0.6 C3A206
VIDEO	J795		nsp	nsp	CORD	SN95/PB5 0.6 C3A206
VIDEO	J796		nsp	nsp	CORD	SN95/PB5 0.6 C3A206
VIDEO	J797		nsp	nsp	CORD	SN95/PB5 0.6 C3A206
VIDEO	J798		nsp	nsp	CORD	SN95/PB5 0.6 C3A206
VIDEO	J799		nsp	nsp	CORD	SN95/PB5 0.6 C3A206
VIDEO	J800		nsp	nsp	CORD	SN95/PB5 0.6 C3A206
VIDEO	J802		nsp	nsp	CORD	SN95/PB5 0.6 C3A206
VIDEO	J803		nsp	nsp	CORD	SN95/PB5 0.6 C3A206
VIDEO	J804		nsp	nsp	CORD	SN95/PB5 0.6 C3A206
VIDEO	J805		nsp	nsp	CORD	SN95/PB5 0.6 C3A206
VIDEO	J806		nsp	nsp	CORD	SN95/PB5 0.6 C3A206
VIDEO	J807		nsp	nsp	CORD	SN95/PB5 0.6 C3A206
VIDEO	J808		nsp	nsp	CORD	SN95/PB5 0.6 C3A206
VIDEO	J809		nsp	nsp	CORD	SN95/PB5 0.6 C3A206
VIDEO	J810		nsp	nsp	CORD	SN95/PB5 0.6 C3A206
VIDEO	J811		nsp	nsp	CORD	SN95/PB5 0.6 C3A206
VIDEO	J812		nsp	nsp	CORD	SN95/PB5 0.6 C3A206
VIDEO	J813		nsp	nsp	CORD	SN95/PB5 0.6 C3A206
VIDEO	J814		nsp	nsp	CORD	SN95/PB5 0.6 C3A206
VIDEO	J815		nsp	nsp	CORD	SN95/PB5 0.6 C3A206
VIDEO	J817		nsp	nsp	CORD	SN95/PB5 0.6 C3A206

NOTE : "nsp" PART IS LISTED FOR REFERENCE ONLY, MARANTZ WILL NOT SUPPLY THESE PARTS.

P.W.B. NAME	POS. NO.	VERS. COLOR	PART NO. (FOR EUR)	PART NO. (MZ)	PART NAME	DESCRIPTION	
VIDEO	J818		nsp	nsp	CORD	SN95/PB5 0.6	C3A206
VIDEO	J819		nsp	nsp	CORD	SN95/PB5 0.6	C3A206
VIDEO	J820		nsp	nsp	CORD	SN95/PB5 0.6	C3A206
VIDEO	J821		nsp	nsp	CORD	SN95/PB5 0.6	C3A206
VIDEO	J822		nsp	nsp	CORD	SN95/PB5 0.6	C3A206
VIDEO	J823		nsp	nsp	CORD	SN95/PB5 0.6	C3A206
VIDEO	J824		nsp	nsp	CORD	SN95/PB5 0.6	C3A206
VIDEO	J825		nsp	nsp	CORD	SN95/PB5 0.6	C3A206
VIDEO	J826		nsp	nsp	CORD	SN95/PB5 0.6	C3A206
VIDEO	J833		nsp	nsp	CORD	SN95/PB5 0.6	C3A206
VIDEO	J834		nsp	nsp	CORD	SN95/PB5 0.6	C3A206
VIDEO	J850		nsp	nsp	CORD	SN95/PB5 0.6	C3A206
VIDEO	J851		nsp	nsp	CORD	SN95/PB5 0.6	C3A206
VIDEO	J852		nsp	nsp	CORD	SN95/PB5 0.6	C3A206
VIDEO	J853		nsp	nsp	CORD	SN95/PB5 0.6	C3A206
VIDEO	J874		nsp	nsp	CORD	SN95/PB5 0.6	C3A206
VIDEO	J930		nsp	nsp	CORD	SN95/PB5 0.6	C3A206
VIDEO	J931		nsp	nsp	CORD	SN95/PB5 0.6	C3A206
VIDEO	J932		nsp	nsp	CORD	SN95/PB5 0.6	C3A206
VIDEO	J933		nsp	nsp	CORD	SN95/PB5 0.6	C3A206
VIDEO	J934		nsp	nsp	CORD	SN95/PB5 0.6	C3A206
VIDEO	J935		nsp	nsp	CORD	SN95/PB5 0.6	C3A206
VIDEO	JK71		90M-YT002940R	90M-YT002940R	TERMINAL	CINCH 3P YELLOW SILVER	CJJ4S010Z
VIDEO	JK72		90M-YT002940R	90M-YT002940R	TERMINAL	CINCH 3P YELLOW SILVER	CJJ4S010Z
VIDEO	JK73		90M-YT002950R	90M-YT002950R	TERMINAL	CINCH JACK 2P CVBS	CJJ4N043Z
VIDEO	JK74		90M-YT003260R	90M-YT003260R	TERMINAL	S-TERMINAL 3P	CJJ9S001Z
VIDEO	JK75		90M-YT003250R	90M-YT003250R	TERMINAL	S-TERMINAL 2P	CJJ9N001Z
VIDEO	JK76		90M-YT003250R	90M-YT003250R	TERMINAL	S-TERMINAL 2P	CJJ9N001Z
VIDEO	L701		nsp	nsp	COIL	33UH	HLQ02C330JT
VIDEO	L702		nsp	nsp	COIL	10UH K	HLQ02C100KT
VIDEO	Q701		00MHT600111B0	00MHT600111B0	TRS.	KTA1267Y	HVTKTA1267YT
VIDEO	Q702		00MBA10001000	00MBA10001000	TRS.	KRA102M	HVTKRA102MT
VIDEO	Q703		00MHT30001000	00MHT30001000	TRS.	KTC3199Y	HVTKTC3199YT
VIDEO	Q704		00MHT30001000	00MHT30001000	TRS.	KTC3199Y	HVTKTC3199YT
VIDEO	Q705	/K1G	nsp	00MBA20004000	TRS.	KRC111M	HVTKRC111MT
VIDEO	Q705	/N1B	00MBA20004000	00MBA20004000	TRS.	KRC111M	HVTKRC111MT
VIDEO	Q705	/N1S	00MBA20004000	00MBA20004000	TRS.	KRC111M	HVTKRC111MT
VIDEO	Q706	/K1G	nsp	00MHT805501B0	TRS.	KTC2874B	HVTKTC2874BT
VIDEO	Q706	/N1B	00MHT805501B0	00MHT805501B0	TRS.	KTC2874B	HVTKTC2874BT
VIDEO	Q706	/N1S	00MHT805501B0	00MHT805501B0	TRS.	KTC2874B	HVTKTC2874BT
VIDEO	Q707	/K1G	nsp	00MBA10001000	TRS.	KRA102M	HVTKRA102MT
VIDEO	Q707	/N1B	00MBA10001000	00MBA10001000	TRS.	KRA102M	HVTKRA102MT
VIDEO	Q707	/N1S	00MBA10001000	00MBA10001000	TRS.	KRA102M	HVTKRA102MT
VIDEO	Q708		00MHT30001000	00MHT30001000	TRS.	KTC3199Y	HVTKTC3199YT
VIDEO	Q710		00MBA20001000	00MBA20001000	TRS.	KRC102M	HVTKRC102MT
VIDEO	Q711		00MHT30001000	00MHT30001000	TRS.	KTC3199Y	HVTKTC3199YT
VIDEO	Q712		00MHT30001000	00MHT30001000	TRS.	KTC3199Y	HVTKTC3199YT
VIDEO	Q713		00MBA10001000	00MBA10001000	TRS.	KRA102M	HVTKRA102MT
VIDEO	R701		nsp	nsp	RES.	75 OHM 1/5W J	CRD20TJ750T
VIDEO	R702		nsp	nsp	CORD	SN95/PB5 0.6	C3A206
VIDEO	R703		nsp	nsp	RES.	75 OHM 1/5W J	CRD20TJ750T
VIDEO	R704		nsp	nsp	CORD	SN95/PB5 0.6	C3A206
VIDEO	R705		nsp	nsp	RES.	75 OHM 1/5W J	CRD20TJ750T
VIDEO	R706		nsp	nsp	CORD	SN95/PB5 0.6	C3A206
VIDEO	R707		nsp	nsp	RES.	75 OHM 1/5W J	CRD20TJ750T
VIDEO	R708		nsp	nsp	RES.	75 OHM 1/5W J	CRD20TJ750T
VIDEO	R709		nsp	nsp	CORD	SN95/PB5 0.6	C3A206
VIDEO	R710		nsp	nsp	RES.	75 OHM 1/5W J	CRD20TJ750T
VIDEO	R711		nsp	nsp	RES.	75 OHM 1/5W J	CRD20TJ750T
VIDEO	R712		nsp	nsp	RES.	75 OHM 1/5W J	CRD20TJ750T
VIDEO	R713		nsp	nsp	RES.	75 OHM 1/5W J	CRD20TJ750T
VIDEO	R714		nsp	nsp	CORD	SN95/PB5 0.6	C3A206
VIDEO	R715		nsp	nsp	RES.	75 OHM 1/5W J	CRD20TJ750T
VIDEO	R716		nsp	nsp	RES.	75 OHM 1/5W J	CRD20TJ750T
VIDEO	R717		nsp	nsp	CORD	SN95/PB5 0.6	C3A206
VIDEO	R718		nsp	nsp	RES.	75 OHM 1/5W J	CRD20TJ750T
VIDEO	R719		nsp	nsp	RES.	75 OHM 1/5W J	CRD20TJ750T

NOTE : *nsp* PART IS LISTED FOR REFERENCE ONLY, MARANTZ WILL NOT SUPPLY THESE PARTS.

P.W.B. NAME	POS. NO.	VERS. COLOR	PART NO. (FOR EUR)	PART NO. (MZ)	PART NAME	DESCRIPTION
VIDEO	R720		nsp	nsp	CORD	SN95/PB5 0.6 C3A206
VIDEO	R721		nsp	nsp	RES.	75 OHM 1/5W J CRD20TJ750T
VIDEO	R722		nsp	nsp	RES.	75 OHM 1/5W J CRD20TJ750T
VIDEO	R723		nsp	nsp	RES.	75 OHM 1/5W J CRD20TJ750T
VIDEO	R724		nsp	nsp	RES.	75 OHM 1/5W J CRD20TJ750T
VIDEO	R725		nsp	nsp	CORD	SN95/PB5 0.6 C3A206
VIDEO	R726		nsp	nsp	RES.	75 OHM 1/5W J CRD20TJ750T
VIDEO	R727		nsp	nsp	RES.	75 OHM 1/5W J CRD20TJ750T
VIDEO	R728		nsp	nsp	RES.	75 OHM 1/5W J CRD20TJ750T
VIDEO	R729		nsp	nsp	RES.	75 OHM 1/5W J CRD20TJ750T
VIDEO	R730		nsp	nsp	RES.	220K OHM 1/6W J CRD20TJ224T
VIDEO	R731		nsp	nsp	RES.	10 OHM 1/5W J CRD20TJ100T
VIDEO	R732		nsp	nsp	RES.	220 OHM 1/5W J CRD20TJ221T
VIDEO	R733		nsp	nsp	RES.	10K OHM 1/5W J CRD20TJ103T
VIDEO	R734		nsp	nsp	RES.	1M OHM 1/5W J CRD20TJ105T
VIDEO	R735		nsp	nsp	RES.	1M OHM 1/5W J CRD20TJ105T
VIDEO	R736		nsp	nsp	RES.	100K OHM 1/5W J CRD20TJ104T
VIDEO	R737		nsp	nsp	RES.	1M OHM 1/5W J CRD20TJ105T
VIDEO	R738		nsp	nsp	RES.	10K OHM 1/5W J CRD20TJ103T
VIDEO	R739		nsp	nsp	RES.	15K OHM 1/5W J CRD20TJ153T
VIDEO	R740		nsp	nsp	RES.	470 OHM 1/5W J CRD20TJ471T
VIDEO	R741		nsp	nsp	RES.	75 OHM 1/5W J CRD20TJ750T
VIDEO	R742		nsp	nsp	RES.	75 OHM 1/5W J CRD20TJ750T
VIDEO	R743		nsp	nsp	RES.	75 OHM 1/5W J CRD20TJ750T
VIDEO	R744		nsp	nsp	RES.	220 OHM 1/5W J CRD20TJ221T
VIDEO	R745		nsp	nsp	CORD	SN95/PB5 0.6 C3A206
VIDEO	R746		nsp	nsp	RES.	1M OHM 1/5W J CRD20TJ105T
VIDEO	R747	F N	nsp	nsp	CORD	SN95/PB5 0.6 C3A206
VIDEO	R747	/U1B	nsp	nsp	CORD	SN95/PB5 0.6 C3A206
VIDEO	R750		nsp	nsp	RES.	10K OHM 1/5W J CRD20TJ103T
VIDEO	R752		nsp	nsp	RES.	75 OHM 1/5W J CRD20TJ750T
VIDEO	R753		nsp	nsp	RES.	220 OHM 1/5W J CRD20TJ221T
VIDEO	R756		nsp	nsp	CORD	SN95/PB5 0.6 C3A206
VIDEO	R758		nsp	nsp	RES.	4.7K OHM 1/5W J CRD20TJ472T
VIDEO	R759		nsp	nsp	RES.	3.3K OHM 1/5W J CRD20TJ332T
VIDEO	R761		nsp	nsp	RES.	100K OHM 1/5W J CRD20TJ104T
VIDEO	R762		nsp	nsp	RES.	1M OHM 1/5W J CRD20TJ105T
VIDEO	R763		nsp	nsp	RES.	3.3K OHM 1/5W J CRD20TJ332T
VIDEO	R764		nsp	nsp	RES.	3.3K OHM 1/5W J CRD20TJ332T
VIDEO	R765		nsp	nsp	RES.	1M OHM 1/5W J CRD20TJ105T
VIDEO	R766		nsp	nsp	RES.	1M OHM 1/5W J CRD20TJ105T
VIDEO	R767		nsp	nsp	RES.	1M OHM 1/5W J CRD20TJ105T
VIDEO	R768		nsp	nsp	RES.	4.7K OHM 1/5W J CRD20TJ472T
VIDEO	R769		nsp	nsp	RES.	1K OHM 1/5W J CRD20TJ102T
VIDEO	R770		nsp	nsp	RES.	10K OHM 1/5W J CRD20TJ103T
VIDEO	R771		nsp	nsp	RES.	56 OHM 1/5W J CRD20TJ560T
VIDEO	R772		nsp	nsp	RES.	1K OHM 1/5W J CRD20TJ102T
VIDEO	R773		nsp	nsp	RES.	10K OHM 1/5W J CRD20TJ103T
VIDEO	R774		nsp	nsp	RES.	1K OHM 1/5W J CRD20TJ102T
VIDEO	R775		nsp	nsp	CORD	SN95/PB5 0.6 C3A206
VIDEO	R776		nsp	nsp	RES.	1M OHM 1/5W J CRD20TJ105T
VIDEO	R777		nsp	nsp	RES.	1M OHM 1/5W J CRD20TJ105T
VIDEO	R778		nsp	nsp	RES.	1M OHM 1/5W J CRD20TJ105T
VIDEO	R781		nsp	nsp	RES.	10K OHM 1/5W J CRD20TJ103T
VIDEO	R782		nsp	nsp	RES.	100 OHM 1/5W J CRD20TJ101T
VIDEO	R783		nsp	nsp	RES.	10K OHM 1/5W J CRD20TJ103T
VIDEO	R786		nsp	nsp	RES.	1M OHM 1/5W J CRD20TJ105T
VIDEO	R787		nsp	nsp	RES.	1M OHM 1/5W J CRD20TJ105T
VIDEO	R788		nsp	nsp	RES.	1M OHM 1/5W J CRD20TJ105T
VIDEO	R789		nsp	nsp	RES.	75 OHM 1/5W J CRD20TJ750T
VIDEO	R790		nsp	nsp	RES.	75 OHM 1/5W J CRD20TJ750T
VIDEO	R791		nsp	nsp	RES.	100 OHM 1/5W J CRD20TJ101T
VIDEO	R792		nsp	nsp	RES.	10K OHM 1/5W J CRD20TJ103T
VIDEO	R793		nsp	nsp	RES.	75 OHM 1/5W J CRD20TJ750T
VIDEO	R794		nsp	nsp	RES.	75 OHM 1/5W J CRD20TJ750T
VIDEO	R795		nsp	nsp	RES.	3.3K OHM 1/5W J CRD20TJ332T
VIDEO	R796		nsp	nsp	RES.	10K OHM 1/5W J CRD20TJ103T

NOTE : *nsp* PART IS LISTED FOR REFERENCE ONLY, MARANTZ WILL NOT SUPPLY THESE PARTS.

P.W.B. NAME	POS. NO.	VERS. COLOR	PART NO. (FOR EUR)	PART NO. (MZ)	PART NAME	DESCRIPTION
VIDEO	R797		nsp	nsp	RES.	100 OHM 1/5W J CRD20TJ101T
VIDEO	R799	/K1G	nsp	nsp	RES.	10K OHM 1/5W J CRD20TJ103T
VIDEO	R799	/N1B	nsp	nsp	RES.	10K OHM 1/5W J CRD20TJ103T
VIDEO	R799	/N1S	nsp	nsp	RES.	10K OHM 1/5W J CRD20TJ103T
VIDEO	R821		nsp	nsp	RES.	10K OHM 1/5W J CRD20TJ103T
VIDEO	RJ10		nsp	nsp	CORD	SN95/PB5 0.6 C3A206
VIDEO	X701		90M-JX001080R	90M-JX001080R	X'TAL	14M318 HOX14318D220F
VIDEO	X702	/K1G	nsp	90M-JX001090R	X'TAL	17M318 HOX17744D220F
VIDEO	X702	/N1B	90M-JX001090R	90M-JX001090R	X'TAL	17M318 HOX17744D220F
VIDEO	X702	/N1S	90M-JX001090R	90M-JX001090R	X'TAL	17M318 HOX17744D220F
VOLUME PWB (CUP11869Y-3)						
VOL	BK84		nsp	nsp	TERMINAL	PLATE EARTH CMC3A111
VOL	BK85		nsp	nsp	TERMINAL	PLATE EARTH CMC3A111
VOL	BN12		nsp	nsp	CORD	WIRE ASSY 5P 350MM CWB1B005350EN
VOL	BN85		nsp	nsp	CORD	SWITCHING SHIELD WIRE ASSY2 CWZSR8001CN85
VOL	C814		nsp	nsp	CER. CAP.	100PF 50V K HCBS1H101KBT
VOL	C815		nsp	nsp	CER. CAP.	100PF 50V K HCBS1H101KBT
VOL	C829		nsp	00MOA10605020	ELECT CAP.	10UF 50V CCEA1HH100T
VOL	C830		nsp	00MOA10605020	ELECT CAP.	10UF 50V CCEA1HH100T
VOL	C831		nsp	00MOA10605020	ELECT CAP.	10UF 50V CCEA1HH100T
VOL	C832		nsp	00MOA10605020	ELECT CAP.	10UF 50V CCEA1HH100T
VOL	C833		nsp	nsp	CER. CAP.	0.1UF 50V Z HCBS1H104ZFT
VOL	C834		nsp	nsp	CER. CAP.	470PF 50V HCBS1H471KBT
VOL	C835		nsp	nsp	CER. CAP.	470PF 50V HCBS1H471KBT
VOL	C836		nsp	nsp	CER. CAP.	0.1UF 50V Z HCBS1H104ZFT
VOL	C837		nsp	nsp	CER. CAP.	1000PF 50V B HCBS1H102KBT
VOL	C838		nsp	nsp	CER. CAP.	1000PF 50V B HCBS1H102KBT
VOL	C840		nsp	nsp	CER. CAP.	0.1UF 50V Z HCBS1H104ZFT
VOL	C846		nsp	nsp	CER. CAP.	0.01UF 50V Z HCBS1H103ZFT
VOL	C847		nsp	00MOA47602520	ELECT CAP.	47UF 25V CCEA1EH470T
VOL	C848		nsp	nsp	CER. CAP.	0.1UF 50V Z HCBS1H104ZFT
VOL	C852		nsp	nsp	CER. CAP.	0.1UF 50V Z HCBS1H104ZFT
VOL	C890		nsp	nsp	CER. CAP.	0.01UF 50V Z HCBS1H103ZFT
VOL	C895		nsp	nsp	CER. CAP.	0.1UF 50V Z HCBS1H104ZFT
VOL	CN11		nsp	nsp	CONN.	ANGLE 7PIN CJP07GB46ZY
VOL	CN52		nsp	nsp	CONN.	STRAIGHT 8PIN CJP08GA19ZY
VOL	D805		90M-HI101190R	90M-HI101190R	L.E.D.	BLUE LED TOL-52CSBBCEAB2 CVD52CSBBCEAB2
VOL	EN81		90M-SR000240R	90M-SR000240R	ROTARY SW	EC16B243040HB HSR2A004Z
VOL	IC83		00MHC10053090	00MHC10053090	IC	NJM2068DD HVINJM2068DD
VOL	IC84		90M-HC108910R	90M-HC108910R	IC	74VHC08 HVI74VHC08TTR
VOL	J801		nsp	nsp	CORD	SN95/PB5 0.6 C3A206
VOL	J802		nsp	nsp	CORD	SN95/PB5 0.6 C3A206
VOL	J803		nsp	nsp	CORD	SN95/PB5 0.6 C3A206
VOL	J804		nsp	nsp	CORD	SN95/PB5 0.6 C3A206
VOL	J805		nsp	nsp	CORD	SN95/PB5 0.6 C3A206
VOL	J842		nsp	nsp	CORD	SN95/PB5 0.6 C3A206
VOL	J843		nsp	nsp	CORD	SN95/PB5 0.6 C3A206
VOL	J844		nsp	nsp	CORD	SN95/PB5 0.6 C3A206
VOL	J871		nsp	nsp	CORD	SN95/PB5 0.6 C3A206
VOL	JK83		90M-YT003240R	90M-YT003240R	TERMINAL	S-TERMINAL 1P CJJ9M004Z
VOL	JK84		90M-YT004310R	90M-YT004310R	TERMINAL	CINCH 3P BLACK GOLDPLATE CJJ4S041Z
VOL	JK87		90M-YT005030R	90M-YT005030R	OPT. CONN.	TORX177L HJSTORX177L
VOL	JW11		nsp	nsp	CORD	WIRE ASSY CWE8102160RV
VOL	Q813		00MBA10001000	00MBA10001000	TRS.	KRA102M HVTKRA102MT
VOL	R806		nsp	nsp	RES.	10K OHM 1/5W J CRD20TJ103T
VOL	R807		nsp	nsp	RES.	10K OHM 1/5W J CRD20TJ103T
VOL	R808		nsp	nsp	RES.	10K OHM 1/5W J CRD20TJ103T
VOL	R809		nsp	nsp	RES.	10K OHM 1/5W J CRD20TJ103T
VOL	R834		nsp	nsp	RES.	47K OHM 1/5W J CRD20TJ473T
VOL	R835		nsp	nsp	RES.	47K OHM 1/5W J CRD20TJ473T
VOL	R836		nsp	nsp	RES.	47K OHM 1/5W J CRD20TJ473T
VOL	R837		nsp	nsp	RES.	47K OHM 1/5W J CRD20TJ473T
VOL	R838		nsp	nsp	RES.	100 OHM 1/5W J CRD20TJ101T
VOL	R839		nsp	nsp	RES.	100 OHM 1/5W J CRD20TJ101T
VOL	R841		nsp	nsp	RES.	75 OHM 1/5W J CRD20TJ750T
VOL	R843		nsp	nsp	RES.	75 OHM 1/5W J CRD20TJ750T
VOL	R844		nsp	nsp	RES.	75 OHM 1/5W J CRD20TJ750T

NOTE : *nsp* PART IS LISTED FOR REFERENCE ONLY, MARANTZ WILL NOT SUPPLY THESE PARTS.

P.W.B. NAME	POS. NO.	VERS. COLOR	PART NO. (FOR EUR)	PART NO. (MZ)	PART NAME	DESCRIPTION	
VOL	R851		nsp		RES.	10 OHM 1/5W J	CRD20TJ100T
VOL	R854		nsp	nsp	RES.	220 OHM 1/5W J	CRD20TJ221T
VOL	R855		nsp	nsp	RES.	10K OHM 1/5W J	CRD20TJ103T
					XM PWB (CUP12010Z)		
XM	C501	/U1B	nsp	00MOA47602520	ELECT CAP.	47UF 25V	CCEA1EH470T
XM	C502	/U1B	nsp	00MDK96104300	CER. CAP.	0.1UF 50V K	CCUS1H104KC
XM	C503	/U1B	nsp	00MDK96104300	CER. CAP.	0.1UF 50V K	CCUS1H104KC
XM	C504	/U1B	nsp	00MDK96104300	CER. CAP.	0.1UF 50V K	CCUS1H104KC
XM	C505	/U1B	nsp	00MDK96104300	CER. CAP.	0.1UF 50V K	CCUS1H104KC
XM	C506	/U1B	nsp	00MDK96104300	CER. CAP.	0.1UF 50V K	CCUS1H104KC
XM	C507	/U1B	nsp	00MDK96104300	CER. CAP.	0.1UF 50V K	CCUS1H104KC
XM	C508	/U1B	nsp	00MDK96104300	CER. CAP.	0.1UF 50V K	CCUS1H104KC
XM	C509	/U1B	nsp	00MDK96104300	CER. CAP.	0.1UF 50V K	CCUS1H104KC
XM	C510	/U1B	nsp	00MDK96104300	CER. CAP.	0.1UF 50V K	CCUS1H104KC
XM	C511	/U1B	nsp	00MDK96104300	CER. CAP.	0.1UF 50V K	CCUS1H104KC
XM	C514	/U1B	nsp	00MDK96102300	CER. CAP.	1000PF 50V KC	CCUS1H102KC
XM	C515	/U1B	nsp	00MDK96104300	CER. CAP.	0.1UF 50V K	CCUS1H104KC
XM	C517	/U1B	nsp	00MDK96104300	CER. CAP.	0.1UF 50V K	CCUS1H104KC
XM	C518	/U1B	nsp	00MDK96104300	CER. CAP.	0.1UF 50V K	CCUS1H104KC
XM	C519	/U1B	nsp	00MDK96102300	CER. CAP.	1000PF 50V KC	CCUS1H102KC
XM	C520	/U1B	nsp	00MDK96102300	CER. CAP.	1000PF 50V KC	CCUS1H102KC
XM	C521	/U1B	nsp	00MDK96102300	CER. CAP.	1000PF 50V KC	CCUS1H102KC
XM	C522	/U1B	nsp	00MDK96102300	CER. CAP.	1000PF 50V KC	CCUS1H102KC
XM	C523	/U1B	nsp	00MDD95220300	CER. CAP.	22PF 50V JA	CCUS1H220JA
XM	C524	/U1B	nsp	00MDD95220300	CER. CAP.	22PF 50V JA	CCUS1H220JA
XM	C601	/U1B	nsp	00MDK96102300	CER. CAP.	1000PF 50V KC	CCUS1H102KC
XM	C602	/U1B	nsp	00MDK96104300	CER. CAP.	0.1UF 50V K	CCUS1H104KC
XM	C603	/U1B	nsp	00MOA10605020	ELECT CAP.	10UF 50V	CCEA1HH100T
XM	C604	/U1B	nsp	00MDK96104300	CER. CAP.	0.1UF 50V K	CCUS1H104KC
XM	C605	/U1B	nsp	00MOA10505020	ELECT CAP.	1UF 50V	CCEA1HH1R0T
XM	C606	/U1B	nsp	00MDK96104300	CER. CAP.	0.1UF 50V K	CCUS1H104KC
XM	C607	/U1B	nsp	00MOA47602520	ELECT CAP.	47UF 25V	CCEA1EH470T
XM	C611	/U1B	nsp	00MOA10605020	ELECT CAP.	10UF 50V	CCEA1HH100T
XM	C612	/U1B	nsp	00MOA10605020	ELECT CAP.	10UF 50V	CCEA1HH100T
XM	C613	/U1B	nsp	00MOA10605020	ELECT CAP.	10UF 50V	CCEA1HH100T
XM	C614	/U1B	nsp	00MOA10605020	ELECT CAP.	10UF 50V	CCEA1HH100T
XM	C615	/U1B	nsp	00MDK96122300	CER. CAP.	1200PF 50V KC	CCUS1H122KC
XM	C616	/U1B	nsp	00MDK96122300	CER. CAP.	1200PF 50V KC	CCUS1H122KC
XM	C617	/U1B	nsp	00MDK96122300	CER. CAP.	1200PF 50V KC	CCUS1H122KC
XM	C618	/U1B	nsp	00MDK96122300	CER. CAP.	1200PF 50V KC	CCUS1H122KC
XM	C619	/U1B	nsp	00MDD95331300	CER. CAP.	330PF 50V JA	CCUS1H331JA
XM	C620	/U1B	nsp	00MDD95331300	CER. CAP.	330PF 50V JA	CCUS1H331JA
XM	C621	/U1B	nsp	00MDD95331300	CER. CAP.	330PF 50V JA	CCUS1H331JA
XM	C622	/U1B	nsp	00MDD95331300	CER. CAP.	330PF 50V JA	CCUS1H331JA
XM	C623	/U1B	nsp	00MOA10605020	ELECT CAP.	10UF 50V	CCEA1HH100T
XM	C624	/U1B	nsp	00MOA10605020	ELECT CAP.	10UF 50V	CCEA1HH100T
XM	C631	/U1B	nsp	00MDK96104300	CER. CAP.	0.1UF 50V K	CCUS1H104KC
XM	C632	/U1B	nsp	00MDK96104300	CER. CAP.	0.1UF 50V K	CCUS1H104KC
XM	C633	/U1B	nsp	00MOA10605020	ELECT CAP.	10UF 50V	CCEA1HH100T
XM	C634	/U1B	nsp	00MOA10605020	ELECT CAP.	10UF 50V	CCEA1HH100T
XM	C801	/U1B	nsp	00MOA10701620	ELECT CAP.	100UF 16V	CCEA1CH101T
XM	C803	/U1B	nsp	00MOA10701620	ELECT CAP.	100UF 16V	CCEA1CH101T
XM	C811	/U1B	nsp	00MOA10701620	ELECT CAP.	100UF 16V	CCEA1CH101T
XM	C812	/U1B	nsp	00MOA10701620	ELECT CAP.	100UF 16V	CCEA1CH101T
XM	C813	/U1B	nsp	00MOA10605020	ELECT CAP.	10UF 50V	CCEA1HH100T
XM	D611	/U1B	nsp	00MHZ21303210	DIODE	1SS355	CVD1SS355T
XM	D612	/U1B	nsp	00MHZ21303210	DIODE	1SS355	CVD1SS355T
XM	D615	/U1B	nsp	00MHZ21303210	DIODE	1SS355	CVD1SS355T
XM	D616	/U1B	nsp	00MHZ21303210	DIODE	1SS355	CVD1SS355T
XM	F801	/U1B	nsp	90M-FC900340R	FERRITE CORE	HU-1H4516-600JT	HLZ9Z014Z
XM	F802	/U1B	nsp	90M-FC900340R	FERRITE CORE	HU-1H4516-600JT	HLZ9Z014Z
XM	F803	/U1B	nsp	90M-FC900460R	EMI FILTER	CHIP BEAD (EMC FILTER)	CLZ9R007Z
XM	F811	/U1B	nsp	90M-FC900460R	EMI FILTER	CHIP BEAD (EMC FILTER)	CLZ9R007Z
XM	IC51	/U1B	nsp	90M-HC110100R	IC	I.C XM V3B	CVIXMATIC
XM	IC61	/U1B	nsp	00MHC10025880	IC	CS4392KZZ	HVICS4392KZZ
XM	IC62	/U1B	nsp	00MHC10102090	IC	NJM2068MD-TE1	HVINJM2068MDTE1
XM	J501	/U1B	nsp	00D2051362009	TERMINAL	CAM-D96	CJJ9L006Z

NOTE : "nsp" PART IS LISTED FOR REFERENCE ONLY, MARANTZ WILL NOT SUPPLY THESE PARTS.

P.W.B. NAME	POS. NO.	VERS. COLOR	PART NO. (FOR EUR)	PART NO. (MZ)	PART NAME	DESCRIPTION	
XM	J502	/U1B	nsp	nsp	BRACKET	BRACKET FOR PWB	CMD1A569
XM	J503	/U1B	nsp	nsp	BRACKET	BRACKET FOR PWB	CMD1A569
XM	J511	/U1B	nsp	nsp	CONN.	15P CARD CABLE	CJP15GA115ZY
XM	J801	/U1B	nsp	nsp	CONN.	2PIN CJP02GA19ZY	CJP02GA19ZY
XM	L501	/U1B	nsp	00MFN21000080	EMI FILTER	DLW21HN121SQ2L	CLZ9R008Z
XM	Q613	/U1B	nsp	90M-HT300970R	TRS.	KTC2875B	HVTKTC2875B
XM	Q614	/U1B	nsp	90M-HT300970R	TRS.	KTC2875B	HVTKTC2875B
XM	Q615	/U1B	nsp	90M-HT300970R	TRS.	KTC2875B	HVTKTC2875B
XM	Q616	/U1B	nsp	90M-HT300970R	TRS.	KTC2875B	HVTKTC2875B
XM	Q617	/U1B	nsp	90M-BA001620R	CHIP TRS.	KRC103S	CVTKRC103S
XM	Q618	/U1B	nsp	90M-BA001620R	CHIP TRS.	KRC103S	CVTKRC103S
XM	Q619	/U1B	nsp	90M-BA001630R	CHIP TRS.	KRA103S	HVTKRA103S
XM	Q620	/U1B	nsp	90M-BA001630R	CHIP TRS.	KRA103S	HVTKRA103S
XM	Q801	/U1B	nsp	00MHC98520320	IC	PQ20VZ51	CVIPQ20VZ51
XM	Q811	/U1B	nsp	90M-HC300940R	IC	LM1117-ADJ	HVILM1117S-ADJ
XM	R501	/U1B	nsp	00MNN05104610	CHIP RES.	100K OHM 1/10W J	CRJ10DJ104T
XM	R502	/U1B	nsp	00MNN05104610	CHIP RES.	100K OHM 1/10W J	CRJ10DJ104T
XM	R503	/U1B	nsp	00MNN05104610	CHIP RES.	100K OHM 1/10W J	CRJ10DJ104T
XM	R504	/U1B	nsp	00MNN05104610	CHIP RES.	100K OHM 1/10W J	CRJ10DJ104T
XM	R505	/U1B	nsp	00MNN05223610	CHIP RES.	22K OHM 1/10W J	CRJ10DJ223T
XM	R506	/U1B	nsp	00MNN05102610	CHIP RES.	1K OHM 1/10W J	CRJ10DJ102T
XM	R507	/U1B	nsp	00MNN05102610	CHIP RES.	1K OHM 1/10W J	CRJ10DJ102T
XM	R508	/U1B	nsp	00MNN05101610	CHIP RES.	100 OHM 1/10W J	CRJ10DJ101T
XM	R509	/U1B	nsp	00MNN05101610	CHIP RES.	100 OHM 1/10W J	CRJ10DJ101T
XM	R512	/U1B	nsp	00MNN05100610	CHIP RES.	10 OHM 1/10W J	CRJ10DJ100T
XM	R513	/U1B	nsp	00MNN05101610	CHIP RES.	100 OHM 1/10W J	CRJ10DJ101T
XM	R514	/U1B	nsp	00MNN05223610	CHIP RES.	22K OHM 1/10W J	CRJ10DJ223T
XM	R515	/U1B	nsp	00MNN05223610	CHIP RES.	22K OHM 1/10W J	CRJ10DJ223T
XM	R516	/U1B	nsp	00MNN05223610	CHIP RES.	22K OHM 1/10W J	CRJ10DJ223T
XM	R517	/U1B	nsp	00MNN05220610	CHIP RES.	22 OHM 1/10W J	CRJ10DJ220T
XM	R518	/U1B	nsp	00MNN05220610	CHIP RES.	22 OHM 1/10W J	CRJ10DJ220T
XM	R519	/U1B	nsp	00MNN05220610	CHIP RES.	22 OHM 1/10W J	CRJ10DJ220T
XM	R520	/U1B	nsp	00MNN05220610	CHIP RES.	22 OHM 1/10W J	CRJ10DJ220T
XM	R521	/U1B	nsp	00MNN05223610	CHIP RES.	22K OHM 1/10W J	CRJ10DJ223T
XM	R522	/U1B	nsp	00MNN05223610	CHIP RES.	22K OHM 1/10W J	CRJ10DJ223T
XM	R523	/U1B	nsp	00MNN05223610	CHIP RES.	22K OHM 1/10W J	CRJ10DJ223T
XM	R524	/U1B	nsp	00MNN05101610	CHIP RES.	100 OHM 1/10W J	CRJ10DJ101T
XM	R525	/U1B	nsp	00MNN05101610	CHIP RES.	100 OHM 1/10W J	CRJ10DJ101T
XM	R526	/U1B	nsp	00MNN05101610	CHIP RES.	100 OHM 1/10W J	CRJ10DJ101T
XM	R527	/U1B	nsp	00MNN05101610	CHIP RES.	100 OHM 1/10W J	CRJ10DJ101T
XM	R528	/U1B	nsp	00MNN05223610	CHIP RES.	22K OHM 1/10W J	CRJ10DJ223T
XM	R529	/U1B	nsp	00MNN05223610	CHIP RES.	22K OHM 1/10W J	CRJ10DJ223T
XM	R530	/U1B	nsp	00MNN05223610	CHIP RES.	22K OHM 1/10W J	CRJ10DJ223T
XM	R601	/U1B	nsp	00MNN05101610	CHIP RES.	100 OHM 1/10W J	CRJ10DJ101T
XM	R602	/U1B	nsp	00MNN05101610	CHIP RES.	100 OHM 1/10W J	CRJ10DJ101T
XM	R603	/U1B	nsp	00MNN05000610	CHIP RES.	0 OHM 1/10W J	CRJ10DJ0R0T
XM	R605	/U1B	nsp	00MNN05103610	CHIP RES.	10K OHM 1/10W J	CRJ10DJ103T
XM	R606	/U1B	nsp	00MNN05223610	CHIP RES.	22K OHM 1/10W J	CRJ10DJ223T
XM	R607	/U1B	nsp	00MNN05223610	CHIP RES.	22K OHM 1/10W J	CRJ10DJ223T
XM	R608	/U1B	nsp	00MNN05000610	CHIP RES.	0 OHM 1/10W J	CRJ10DJ0R0T
XM	R610	/U1B	nsp	00MNN05223610	CHIP RES.	22K OHM 1/10W J	CRJ10DJ223T
XM	R611	/U1B	nsp	00MNN05822610	CHIP RES.	8.2K OHM 1/10W J	CRJ10DJ822T
XM	R612	/U1B	nsp	00MNN05822610	CHIP RES.	8.2K OHM 1/10W J	CRJ10DJ822T
XM	R613	/U1B	nsp	00MNN05822610	CHIP RES.	8.2K OHM 1/10W J	CRJ10DJ822T
XM	R614	/U1B	nsp	00MNN05822610	CHIP RES.	8.2K OHM 1/10W J	CRJ10DJ822T
XM	R615	/U1B	nsp	00MNN05332610	CHIP RES.	3.3K OHM 1/10W J	CRJ10DJ332T
XM	R616	/U1B	nsp	00MNN05332610	CHIP RES.	3.3K OHM 1/10W J	CRJ10DJ332T
XM	R617	/U1B	nsp	00MNN05332610	CHIP RES.	3.3K OHM 1/10W J	CRJ10DJ332T
XM	R618	/U1B	nsp	00MNN05332610	CHIP RES.	3.3K OHM 1/10W J	CRJ10DJ332T
XM	R619	/U1B	nsp	00MNN05822610	CHIP RES.	8.2K OHM 1/10W J	CRJ10DJ822T
XM	R620	/U1B	nsp	00MNN05822610	CHIP RES.	8.2K OHM 1/10W J	CRJ10DJ822T
XM	R621	/U1B	nsp	00MNN05822610	CHIP RES.	8.2K OHM 1/10W J	CRJ10DJ822T
XM	R622	/U1B	nsp	00MNN05822610	CHIP RES.	8.2K OHM 1/10W J	CRJ10DJ822T
XM	R623	/U1B	nsp	00MNN05101610	CHIP RES.	100 OHM 1/10W J	CRJ10DJ101T
XM	R624	/U1B	nsp	00MNN05101610	CHIP RES.	100 OHM 1/10W J	CRJ10DJ101T
XM	R625	/U1B	nsp	00MNN05473610	CHIP RES.	47K OHM 1/10W J	CRJ10DJ473T
XM	R626	/U1B	nsp	00MNN05473610	CHIP RES.	47K OHM 1/10W J	CRJ10DJ473T

NOTE : *nsp* PART IS LISTED FOR REFERENCE ONLY, MARANTZ WILL NOT SUPPLY THESE PARTS.

P.W.B. NAME	POS. NO.	VERS. COLOR	PART NO. (FOR EUR)	PART NO. (MZ)	PART NAME	DESCRIPTION
XM	R627	/U1B	nsp	00MNN05221610	CHIP RES.	220 OHM 1/10W J CRJ10DJ221T
XM	R628	/U1B	nsp	00MNN05221610	CHIP RES.	220 OHM 1/10W J CRJ10DJ221T
XM	R629	/U1B	nsp	00MNN05221610	CHIP RES.	220 OHM 1/10W J CRJ10DJ221T
XM	R630	/U1B	nsp	00MNN05221610	CHIP RES.	220 OHM 1/10W J CRJ10DJ221T
XM	R631	/U1B	nsp	00MNN05222610	CHIP RES.	2.2K OHM 1/10W J CRJ10DJ222T
XM	R632	/U1B	nsp	00MNN05222610	CHIP RES.	2.2K OHM 1/10W J CRJ10DJ222T
XM	R633	/U1B	nsp	00MNN05222610	CHIP RES.	2.2K OHM 1/10W J CRJ10DJ222T
XM	R634	/U1B	nsp	00MNN05222610	CHIP RES.	2.2K OHM 1/10W J CRJ10DJ222T
XM	R635	/U1B	nsp	00MNN05474610	CHIP RES.	470K OHM 1/10W J CRJ10DJ474T
XM	R636	/U1B	nsp	00MNN05474610	CHIP RES.	470K OHM 1/10W J CRJ10DJ474T
XM	R801	/U1B	nsp	00MNM13901020	CHIP RES.	3.9KOHM/1608/1% CRJ10DF3901T
XM	R802	/U1B	nsp	00MNM11201020	CHIP RES.	1.2KOHM/1608/1% CRJ10DF1201T
XM	R803	/U1B	nsp	00MNM1180G020	CHIP RES.	180OHM/1608/1% CRJ10DF18R0T
XM	R804	/U1B	nsp	00MNN05103610	CHIP RES.	10K OHM 1/10W J CRJ10DJ103T
XM	R811	/U1B	nsp	00MNM12200020	CHIP RES.	220 OHM 1% CRJ10DF2200T
XM	R812	/U1B	nsp	00MNM11800020	CHIP RES.	180 OHM 1% CRJ10DF1800T
XM	R813	/U1B	nsp	00MNM11800020	CHIP RES.	180 OHM 1% CRJ10DF1800T
XM	X501	/U1B	nsp	00D2623516908	X'TAL	45.1584 MHZ COX45158ISCR

NOTE : "nsp" PART IS LISTED FOR REFERENCE ONLY, MARANTZ WILL NOT SUPPLY THESE PARTS.

15. ABOUT REPLACE THE MICROPROCESSOR WITH A NEW ONE

When replaced of the U-PRO (Microprocessor) or the Flash ROM, confirm contents of the following.

PWB Name	Pos. No.	Description	After replaced	Remark
DSP	IC17	HD64F2506FC26DV SR8002	B	SOFTWARE: 00M36CW499A00
DSP	IC34	ES29LV320ET70TG SR8002	B	SOFTWARE: 00M36CW499C00
HDMI	IC81	HD64F36049HV SR8002	B	SOFTWARE: 00M36CW499B00

After replaced

A : Mask ROM (With software). No need write-in of software to the microprocessor.

B : Flash ROM (With software). Usually, no need write-in of software. But, when the software was updated, you should be write-in of the new software to the microprocessor or flash ROM. Please check the software version.

C : Empty Flash ROM (Without software). You should be write-in of the software to the microprocessor or flash ROM. Refer to "Update procedure" or "writing procedure", when you should be write-in the software.

マイコン等を交換した場合の対応について

U-PRO(マイコン)およびFlash ROM等を交換した場合の対応方法を下記の記載します。

PWB Name	Pos. No.	Description	交換時の対応	備考
DSP	IC17	HD64F2506FC26DV SR8002	B	SOFTWARE: 00M36CW499A00
DSP	IC34	ES29LV320ET70TG SR8002	B	SOFTWARE: 00M36CW499C00
HDMI	IC81	HD64F36049HV SR8002	B	SOFTWARE: 00M36CW499B00

交換時の対応

A : Mask ROM (ソフトウェア書き込み済み) 交換時にソフトウェアの書き込みは必要ありません。

B : Flash ROM (ソフトウェア書き込み済み) バージョンアップにより交換時にソフトウェアの書き換えが必要な場合があります。バージョンの確認をしてください。

C : 空ROM (Flash ROM) 交換時必ずソフトウェアの書き込みが必要になります。Update、書き込み方法を参照してください。