| DWG. NO. | SH | REV |
|---|---|---|
| | | |

REVISIONS

| ZONE | REV | DESCRIPTION | DATE | APPROVED |
|---|---|---|---|---|
| | D | ENGINEERING UPDATE | 3-94 | |

IN 1 P1 30 C28 10uF/25V R55 2K R53 20K C32 470pF U4 LM833 C36 10uF/25V R54 100 -12V RV5 5K R65 1K R66 270 C41 10uF/25V R69 3.92K R68 20K C42 100uF

IN1 REF HEADER R78 3.92K C43 100uF C24 10uF/25V IN1A

R88 750 D25 MMBD914L Q12 MMBT5088L Q15 MMBD5088L D21 MMBD914L D23 MMBD914L R71 4.7K -14VSW R70 4.7K +14VSW D20 MMBD914L D22 MMBD914L Q11 MMBT5087L Q14 MMBT5087L D24 MMBD914L R83 750

R77 20K +12V R73 100 Q16 MMBTA56L D45 MMBD914L CLIP C48 100pF R82 300 R86 2K RV1 1K Q20 MPSA06 R85 221 R79 300 C47 100pF Q13 MMBTA06L R72 100 -12V

RAIL+ R87 510 Q18 MMBTA06L Q21 MTP2955 C45 100uF R81 100 C46 .1uF R80 100 R76 10 Q17 MMBTA56L Q19 MTP3055E C44 100uF R84 510 RAIL-

F1 5AMP 26 P1 OUT1+ 57 P1

P1 31 P1 62

IN 2 P1 61 C29 10uF/25V R57 2K R56 20K C33 470pF U4 LM833 C37 10uF/25V R62 100 +12V RV6 5K R67 1K R152 270 C51 10uF/25V REF HEADER IN2A C25 10uF/25V IN2 R90 3.92K R89 20K C52 100uF

R99 3.92K R98 20K C53 100uF R109 750 D31 MMBD914L Q24 MMBT5088L Q27 MMBT5088L D27 MMBD914L D29 MMBD914L R92 4.7K -14VSW R91 4.7K +14VSW D26 MMBD914L D28 MMBD914L Q23 MMBT5087L Q26 MMBT5087L D30 MMBD914L R104 750

+12V R94 100 Q28 MMBTA56L D46 MMBD914L CLIP C58 100pF R103 300 R107 2K RV2 1K Q31 MPSA06 R106 221 R100 300 C57 100pF Q25 MMBTA06L R93 100 -12V

RAIL+ R108 510 Q30 MMBTA06L Q32 MTP2955 C55 100uF R102 100 C56 .1uF R101 100 R97 10 Q29 MMBTA56L Q22 MTP3055E C54 100uF R105 510 RAIL-

F2 5AMP 24 P1 OUT2- 55 P1

27 P1 OUT 1- 58 P1 OUT 1-

25 P1 OUT 2+ 56 P1 OUT 2+

LAST USED LIST

DO NOT SCALE DRAWING

| APPROVALS 1 | DATE |
|---|---|
| DRAWN G.CHACON | 10-92 |
| CHECKED | |
| FINISH | |

ROCKFORD CORPORATION
TEMPE AZ.

TITLE SCHEMATIC,
SYMMETRY 420 OUTPUTS 1 AND 2

SIZE D | DWG NO. SCH-0546-C | REV D

SCALE NONE | SHEET 1 OF 4

| DWG. NO. | SH | REV |
|---|---|---|

REVISIONS

| ZONE | REV | DESCRIPTION | DATE | APPROVED |
|---|---|---|---|---|
| | D | SEE SHT-1 | 3-94 | |

IN 4 P1 59 — C31 10uF/25V — R61 2K — C35 470pF — R60 20K

U5 LM833 — C38 10uF/25V — R63 100 -12V

C27 10uF/25V — RV8 5K — R155 1K — R156 270 — C72 10uF25V

IN4A / REF HEADER / IN4

R141 3.92K — R140 20K

C74 100uF — R151 750 — D43 MMBD914L — +12V — R136 100 — D47 MMBD914L CLIP

Q45 MMBT5088L — Q48 MMBT5088L — D39 MMBD914L — D41 MMBD914L

-14VSW — R134 4.7K — R133 4.7K — +14VSW

D38 MMBD914L — D40 MMBD914L — Q44 MMBT5087L — Q47 MMBT5087L

R132 3.92K — R131 20K — C73 100uF — D42 MMBD914L — R146 750

Q49 MMBTA56L — C79 100pF — R145 300 — R149 2K — RV4 1K — Q53 MPSA06

R142 300 — C78 100pF — R148 221 — Q46 MMBTA06L — R135 100 -12V

Q50 MMBTA56L — Q52 MTP3055E — R147 510 — C64 100uF

R150 510 — Q54 MTP2955 — Q51 MMBTA06L — C76 100uF — RAIL+ — RAIL-

R144 100 — C77 .1uF — R143 100 — R139 10

F4 5AMP — P1 20 OUT4- — P1 51

P1 29 — P1 60

C71 10uF/25V — R64 100 +12V

IN3 — REF HEADER — R120 3.92K — R119 20K — C63 100uF — R130 750 — D37 MMBD914L

Q34 MMBT5088L — Q37 MMBT5088L — D33 MMBD914L — D35 MMBD914L

-14VSW — R113 4.7K — R112 4.7K — +14VSW

D32 MMBD914L — D34 MMBD914L — Q33 MMBT5087L — Q36 MMBT5087L

R111 3.92K — R110 20K — C62 100uF — D36 MMBD914L — R125 750

IN 3 P1 28 — C30 10uF/25V — R59 2K — C34 470pF — R58 20K

C26 10uF/25V — RV7 5K — R153 1K — R154 270 — C61 10uF/25V

+12V — R115 100 — D48 MMBD914L CLIP — Q38 MMBTA56L — C68 100pF — R124 300 — R128 2K — RV3 1K — Q42 MPSA06 — R127 221 — R121 300 — C67 100pF — Q35 MMBTA06L — R114 100 -12V

Q40 MMBTA06L — Q43 MTP2955 — Q39 MMBTA56L — Q41 MTP3055E — R126 510 — C75 100uF

R129 510 — C65 100uF — R123 100 — C66 .1uF — R122 100 — R118 10

RAIL+ — RAIL-

52 P1 OUT 4+ — 21 P1 OUT 4+

23 P1 OUT 3- — 54 P1 OUT 3-

F3 5AMP — 22 P1 OUT3+ — 53 P1

| LAST USED LIST | | | | | |
|---|---|---|---|---|---|
| | | | | | |
| | | | | | |
| | | | | | |
| | | | | | |

DO NOT SCALE DRAWING

| APPROVALS | DATE |
|---|---|
| DRAWN G.CHACON | 10-92 |
| CHECKED | |
| FINISH | |

ROCKFORD CORPORATION
TEMPE AZ.

TITLE SCHEMATIC,
SYMMETRY 420 OUTPUTS 3 AND 4

| SIZE | DWG NO. | REV |
|---|---|---|
| D | SCH-0546-C | D |

SCALE NONE — SHEET 2 OF 4

| DWG. NO. | SH | REV |
|---|---|---|

REVISIONS

| ZONE | REV | DESCRIPTION | DATE | APPROVED |
|---|---|---|---|---|
| | D | SEE SHT-1 | 3-94 | |

RAIL-
AP
R47 13K
R49 18K
R40 75K
C21 .1uF
R48 100K
DT
D15 MMBD914L
WARP
R43 10K
R45 75K
RAIL+
R46 10K
C23 1uF
U3 TL494SM
VREF0
R42 10K
C22 .01uF
R44 1.8K
Q10 MMBTA56L
C18 10uF/25V
R38 2K
R41 10K
D14 MMBD914L
E1
E2
REF HEADER
E1-DRV
REF HEADER
E2-DRV
F5 20AMP
L1 .4uH
B+
BATT
C1 100uF
C3 330uF
C2 330uF
L2 .4uH
GND
C19 2.2uF
D13 MMBD914L
R29 910K
R28 1M
U2 LM339SM
R37 1M
R39 10K
R33 4.7K
R157 THERM
R34 1M
+14VSW
R35 4.7K
R36 1K
R30 412
AP
R32 280
C20 1uF
R31 316
D12 1N4003
RAIL+
D11 1N4003
AP
C17 10uF/25V
+12V
C13 100uF
Q9 MMBTA56L
R16 2K
R17 10K
R18 68K
Q8 MMBTA56L
R15 10K
R14 2K
-12V
Q7 MMBTA06L
C12 100uF
R19 7.5K
RAIL-
+14VSW
C59 .01uF
C69 .01uF
C49 .01uF
C39 .01uF
R13 7.5K
RAIL+
-14VSW
C60 .01uF
C70 .01uF
C50 .01uF
C40 .01uF
R2 100
D2 MMBD914L
D1 MMBZ5257B
D3 MMBD914L
Q5 MMBTA56L
R3 75
Q2 BUZZ11A
R1 75
Q1 BUZZ11A
R4 1K
Q6 MMBTA56L
R8 75
Q4 BUZZ11A
Q3 BUZZ11A
D6 MMBD914L
R6 75
R9 1K
D5 MMBD914L
D4 MMBZ5257B
R7 100
BATT
T1 TT-0128
R5 22
C4 .0027uF
R12 221
C9 .01uF
D7 SF162C
D8 SF162A
L4 .8uH
L3 .8uH
RAIL+
RAIL-
C5 .022uF
C8 2200uF
C11 4700uF
R10 2.7
R11 2.7
C6 .022uF
C7 2200uF
C10 4700uF
RAIL+
R50 2K
LED1 YELLOW
RAIL-
LM7812
VR2
+12V
VR1
LM7912
-12V
D16 MMBD914L
D17 MMBD914L
R52 100

LAST USED LIST

DO NOT SCALE DRAWING

| | APPROVALS | DATE |
|---|---|---|
| DRAWN | G.CHACON | 10-92 |
| CHECKED | | |
| FINISH | | |

ROCKFORD CORPORATION
TEMPE AZ.

TITLE SCHEMATIC, SYMMETRY 420 POWER SUPPLY

| SIZE | DWG NO. | REV |
|---|---|---|
| D | SCH-0546-C | D |

SCALE NONE SHEET 3 OF 4

| DWG. NO. | SH | REV |
|---|---|---|

REVISIONS

| ZONE | REV | DESCRIPTION | DATE | APPROVED |
|---|---|---|---|---|
| | D | SEE SHT-1 | 3-94 | |

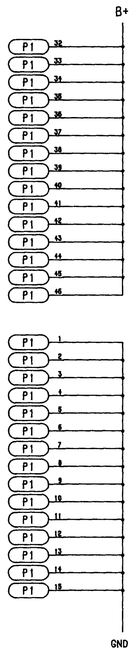


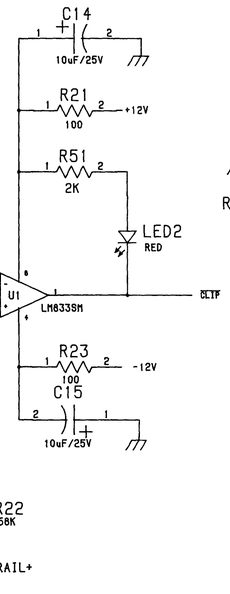


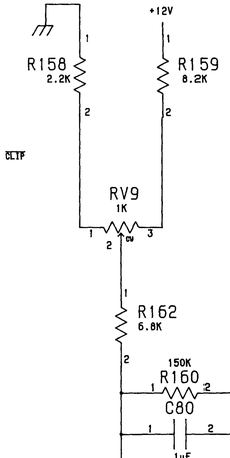


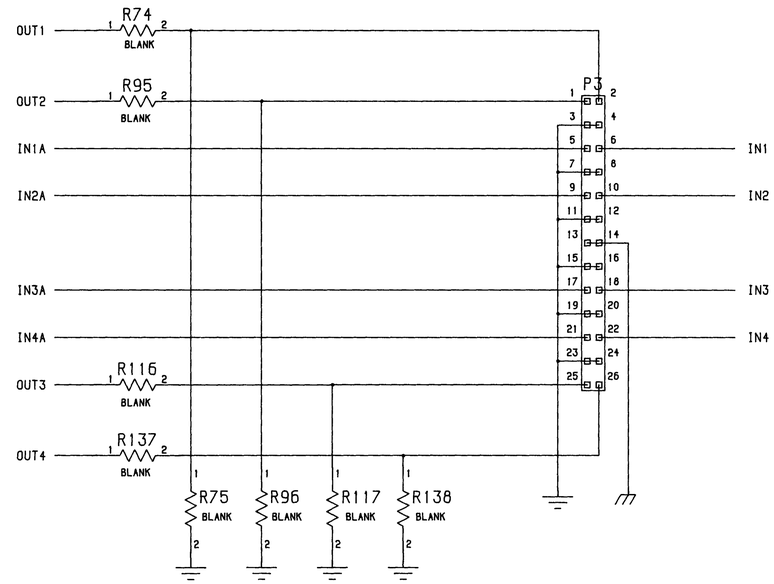


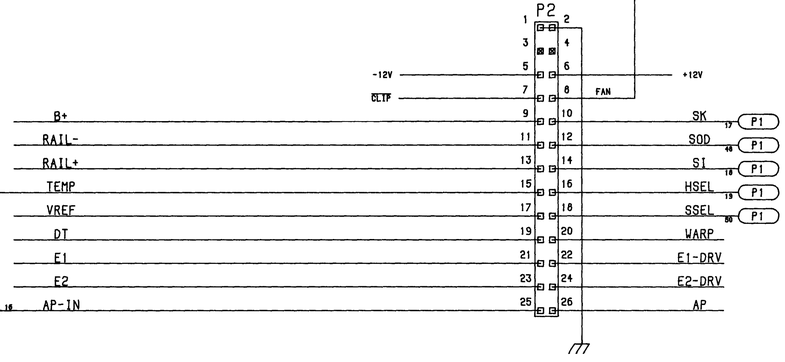


| LAST USED LIST | | | |
|---|---|---|---|
| | | | |
| | | | |
| | | | |
| | | | |

DO NOT SCALE DRAWING

| APPROVALS | DATE |
|---|---|
| DRAWN G.CHACON | 10-92 |
| CHECKED | |
| FINISH | |

ROCKFORD CORPORATION
TEMPE AZ.

TITLE
SCHEMATIC,
SYMMETRY FAN AND CLIP CIRCUIT

| SIZE | DWG NO. | REV |
|---|---|---|
| D | SCH-0546-C | D |

SCALE NONE SHEET 4 OF 4