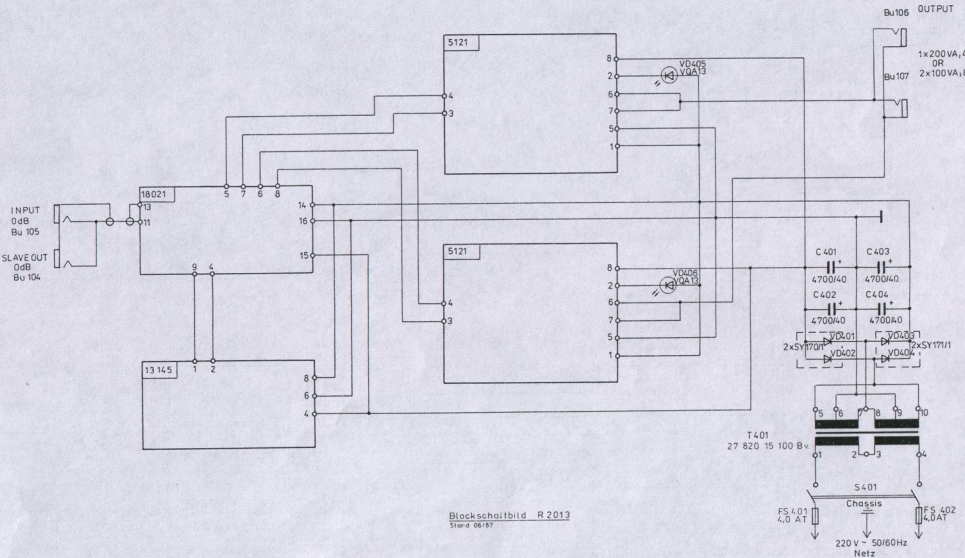

Blockschaltbild R 2013
Stand 08/87

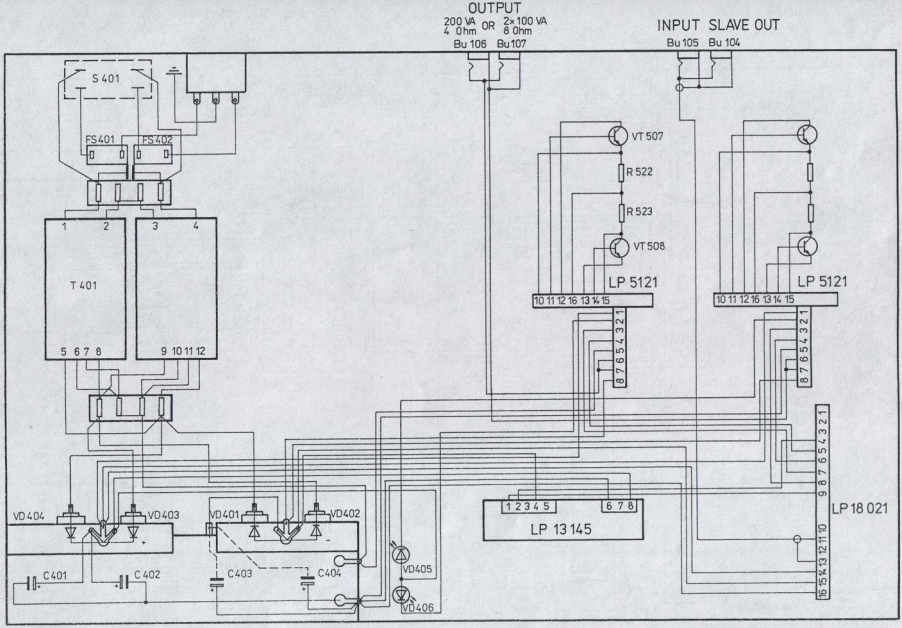

Verdrahtungsplan R 2013

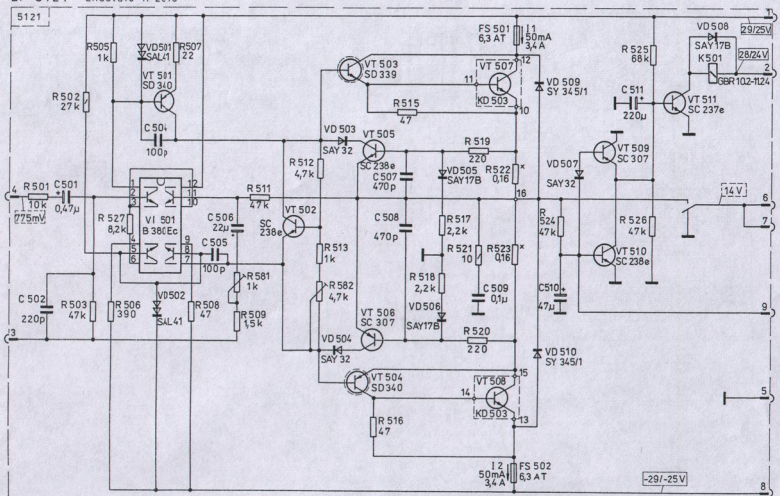
LP 5121 Endstufe R 2013
5121
R505 1k
VD501 SAL41
R507 22
VT 501 SD 340
R502 27k
C 504 100p
R 501 10k
C501 0,47µ
775mV
VI 501 B 38(Ec
R 527 8,2k
C 506 22µ
C 505 100p
R 581 1k
R582 4,7k
R509 1,5k
C 502 220p
R503 47k
R506 390
VD502 SAL41
R508 47
R 511 47k
VT 502 SC 238e
R 512 4,7k
VD 503 SAY 32
VT 505 SC 238e
C 507 470p
R 513 1k
C 508 470p
VT 503 SD 339
R 515 47
R 519 220
VD505 SAY17B
R 522 0,16
R 517 2,2k
R 521 10
R523 0,16
R 518 2,2k
C 509 0,1µ
VD506 SAY17B
VT 506 SC 307
R 520 220
VD 504 SAY 32
VT 504 SD340
R 516 47
VT 507 KD 503
VD 509 SY 345/1
VD 510 SY 345/1
VT 508 KD 503
FS 501 6,3 AT
I1 50mA 3,4 A
I 2 50mA 3,4 A
FS 502 6,3 AT
R 525 68k
C 511 220µ
VT 511 SC 237e
VD 508 SAY 17B
K501
GBR102-1124
29/25V
28/24V
VT 509 SC 307
VD 507 SAY 32
14 V
R 524 47k
R 526 47k
VT 510 SC 238e
C510 47µ
-29/-25V

LP 5121 Endstufe R 2013

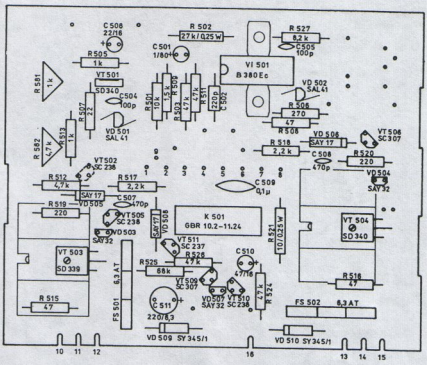

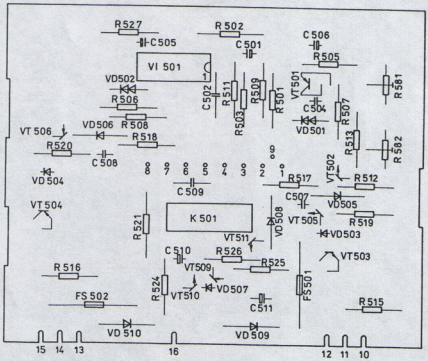

LP 13145 LED-Aussteuerungsanzeige R 2012, R 2013, R 2023, R 3020

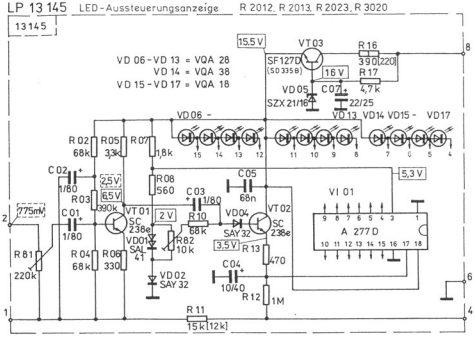

Allen Bauelementen der Lp 13145 ist eine 13 voranzustellen, z.B. C 01 = C 1301
Werte in Klammer [ ] gelten für R 2013

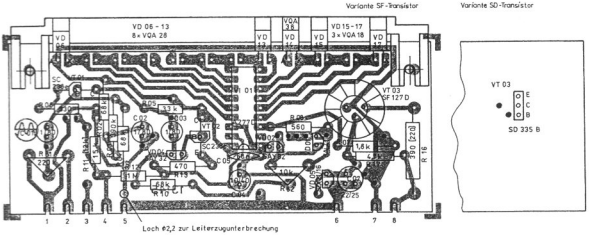

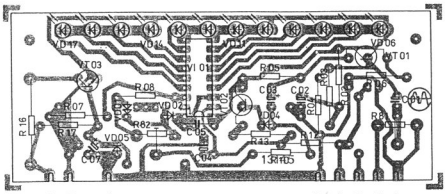

LP 18 021 Phasenumkehrstufe R 2013

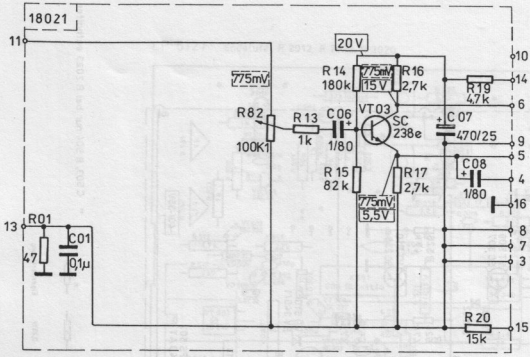

Allen Bauelementen der Lp 18021 ist eine 18 voranzustellen, z.B. R 01 = R 1801

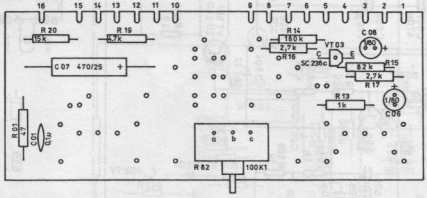

Allen Bauelementen der Lp 18021 ist eine 18 voranzustellen, z.B. R 01 = R 1801

