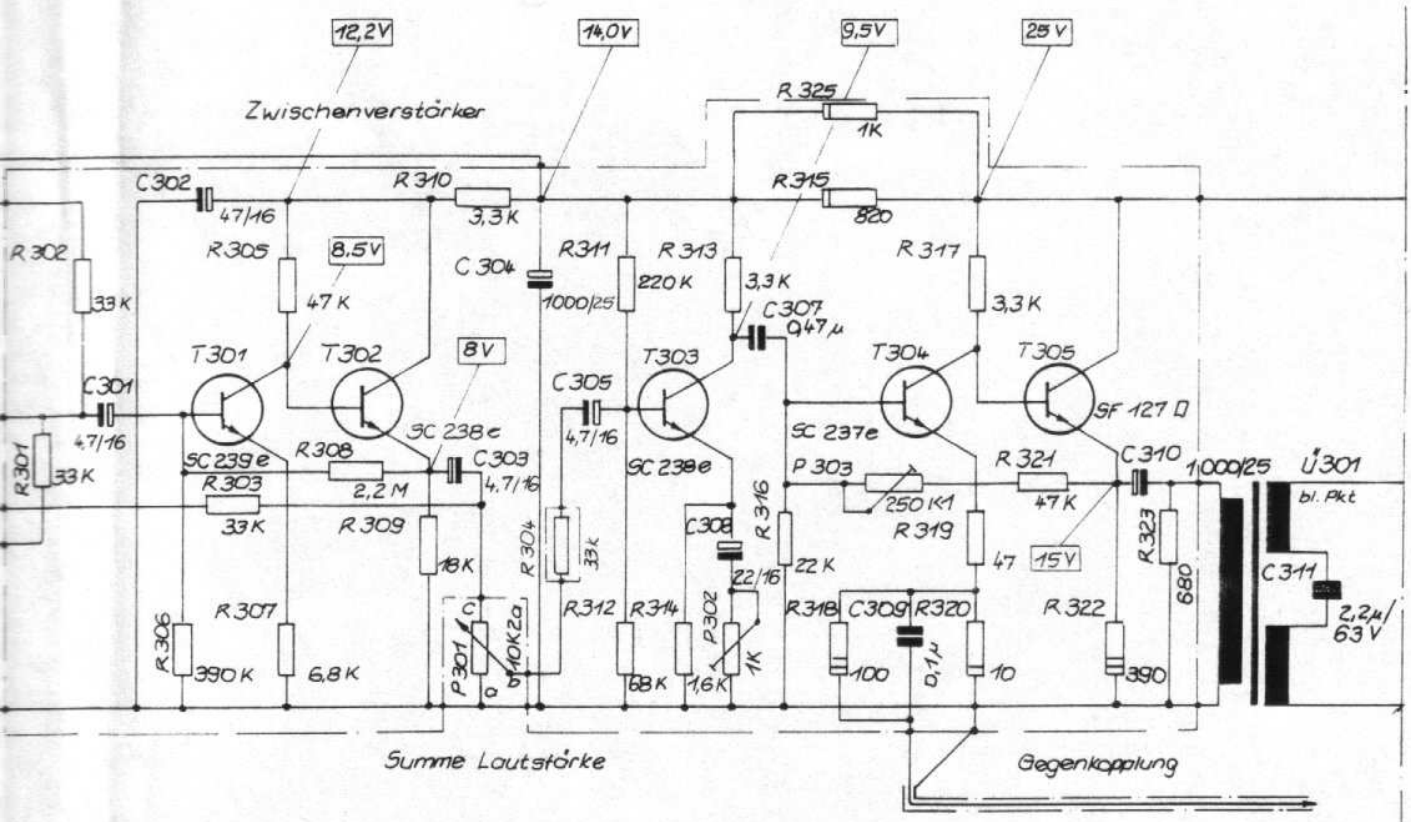

SC 237-39 (E B C)

BC 107/177

SF 126-29

Netz	Kontaktbrücke		
110	1/2	3/4	6/7
127	1/2	3/4	5/6
220	2/3		6/7
240	2/3		5/6

ischen Fortschritt dienen, sind vorbehalten!

Regent 1000 H Teil I

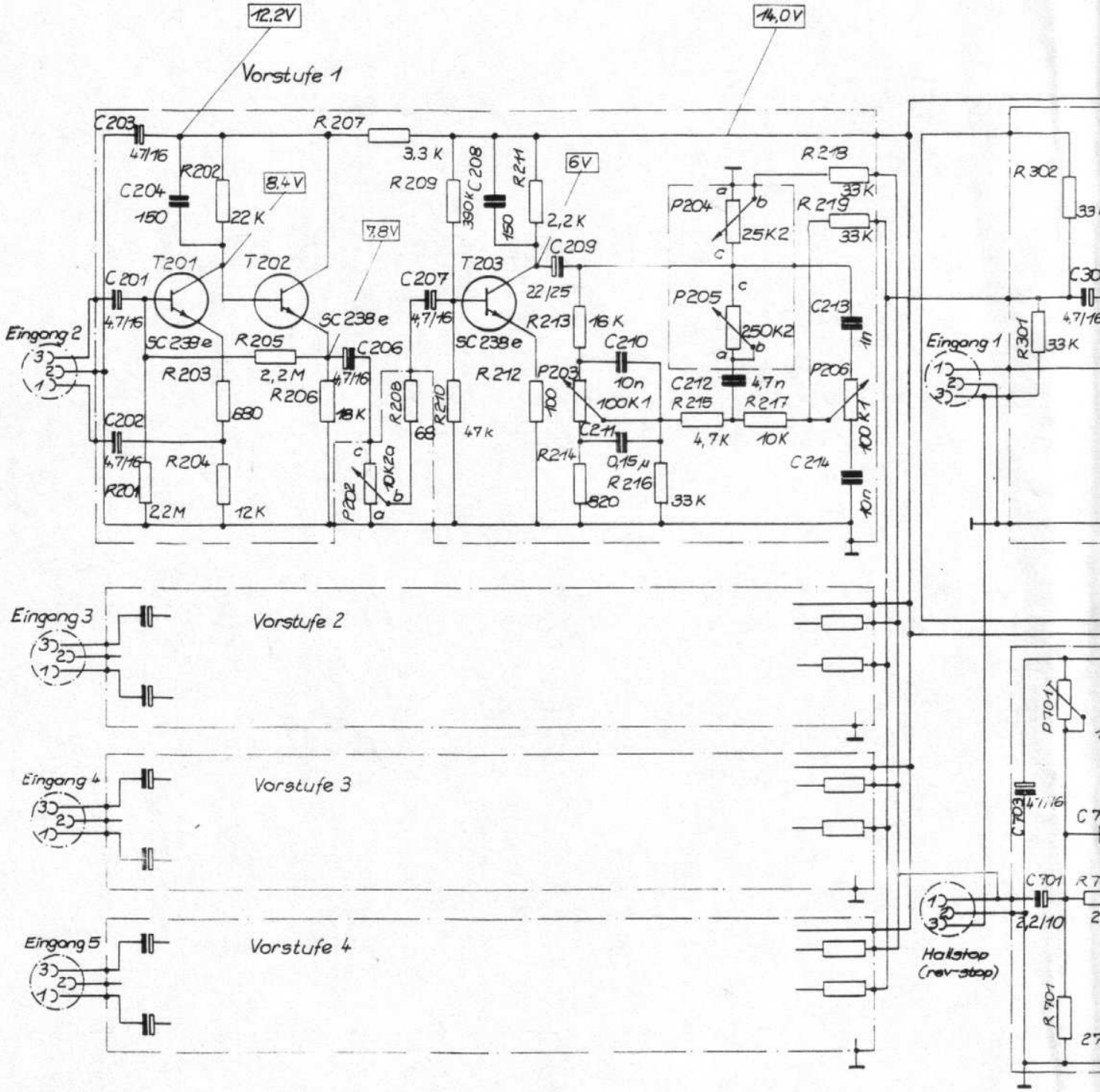

Änderungen, die dem technischen Fo

Stromlaufplan

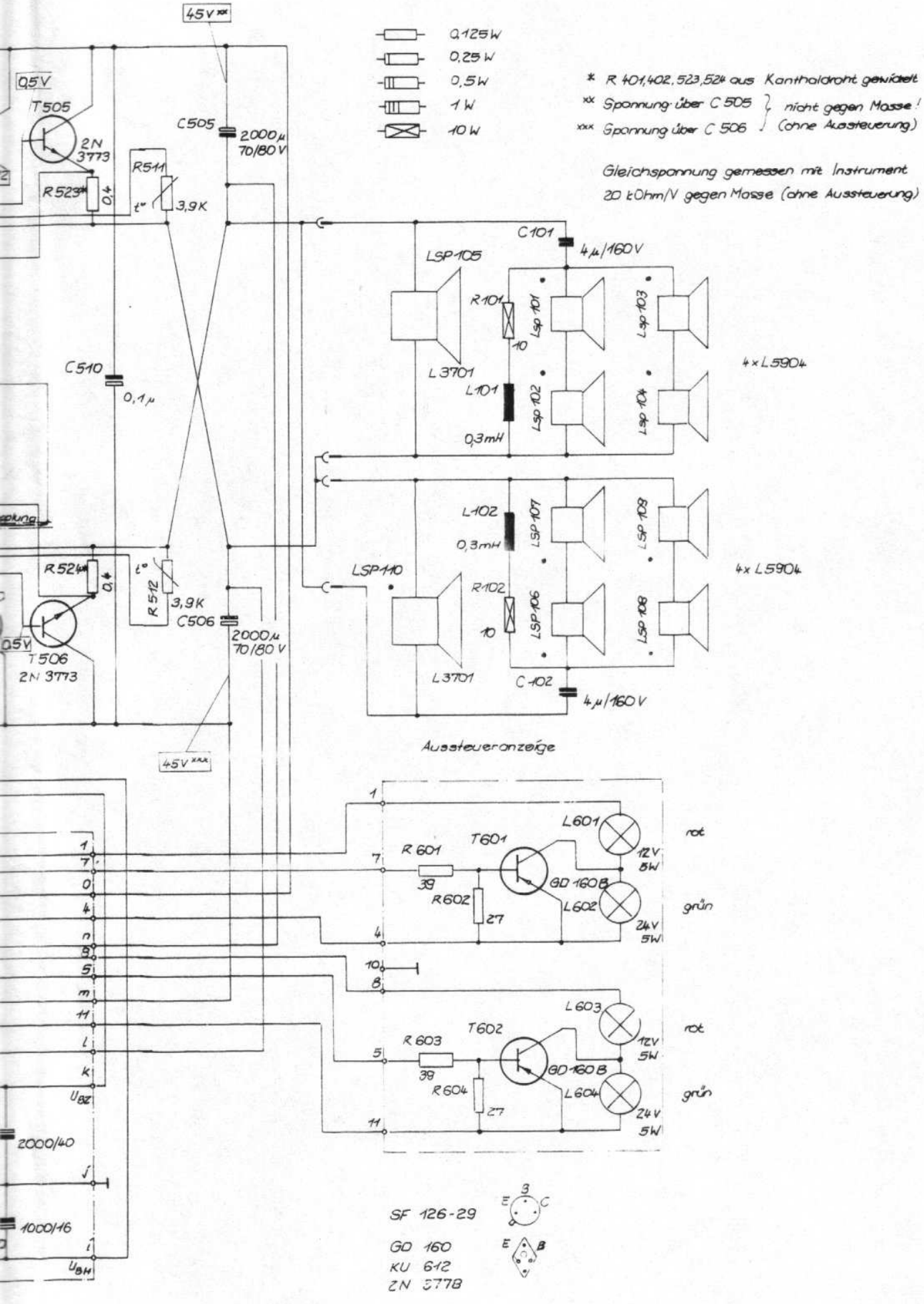

Regent 1000 H Teil II

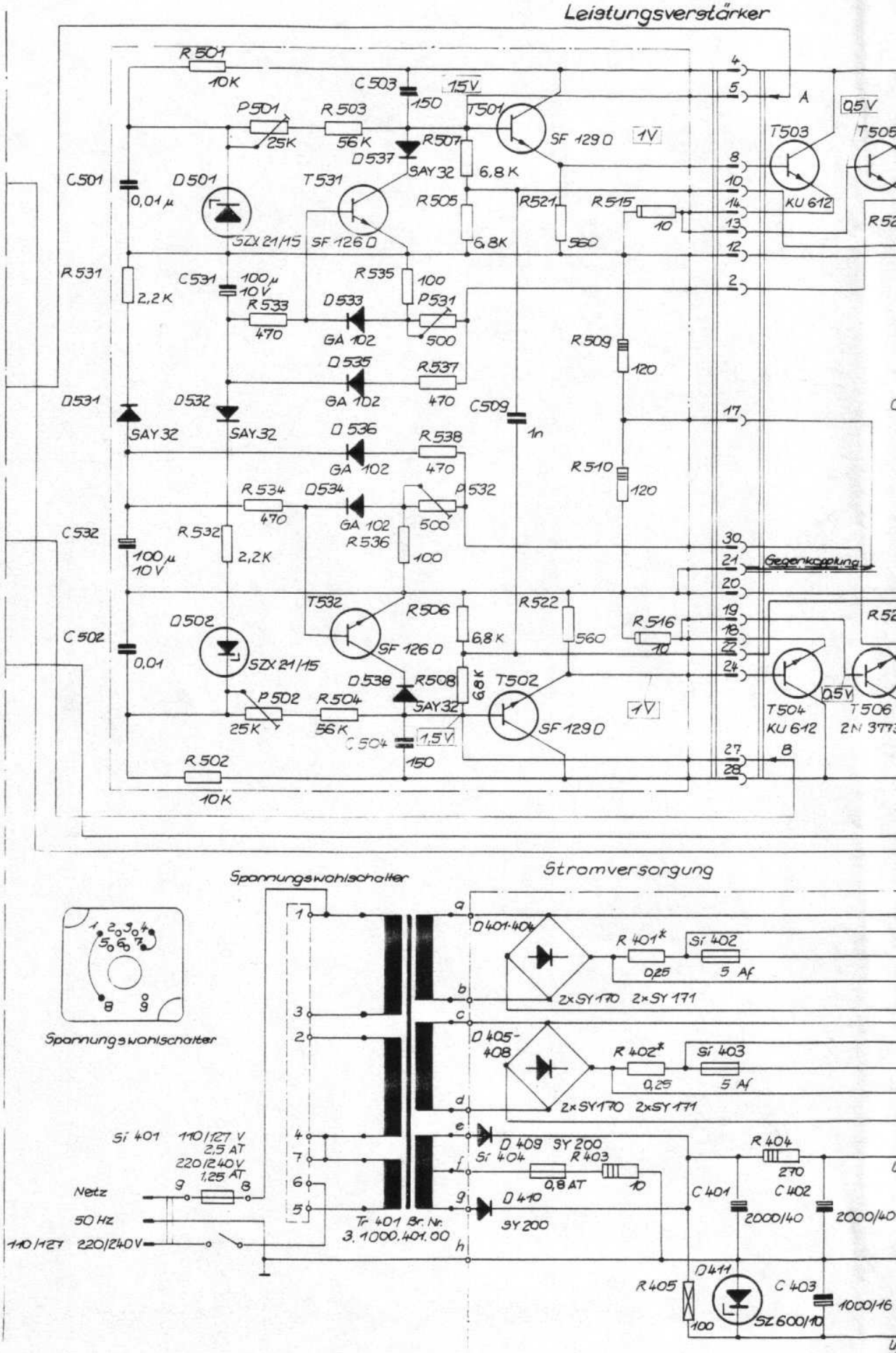
Leistungsverstärker
R 501
10K
C 503
150
15V
P 501
25K
R 503
56 K
T501
SF 129 D
1V
R 507
6,8 K
D 537
SAY 32
C 501
0,01 µ
D 501
SZX 21/15
T 531
SF 126 D
R 505
6,8K
R521
560
R 515
10
T503
KU 612
T505
0,5V
A
R 531
2,2 K
C 531
100 µ
10 V
R 535
100
P 531
500
R 533
470
D 533
GA 102
D 535
R 537
470
GA 102
R 509
120
D 531
SAY 32
D 532
SAY 32
C 509
1n
D 536
R 538
470
GA 102
R 510
120
R 534
470
D 534
GA 102
P 532
500
R 536
100
C 532
100 µ
10 V
R 532
2,2K
Gegenkopplung
T 532
R 506
6,8 K
R 522
560
R 516
10
D 502
SZX 21/15
C 502
0,01
D 538
SAY 32
R 508
6,8K
T 502
SF 129 D
P 502
25K
R 504
56K
C 504
1,5V
150
T 504
KU 612
T 506
0,5V
R 502
10K
Spannungswahlschalter
Stromversorgung
Spannungswahlschalter
Si 401
110/127 V
2,5 AT
220/240 V
1,25 AT
Netz
50 Hz
110/127
220/240V
Tr 401 Br. Nr.
3.1000.401.00
D 401-404
2xSY 170
2xSY 171
R 401*
0,25
Si 402
5 Af
D 405-408
R 402*
Si 403
D 409 SY 200
Si 404
R 403
0,8 AT
D 410
SY 200
R 404
270
C 401
2000/40
C 402
2000/40
D 411
SZ 600/10
R 405
100
C 403
1000/16